



Introducing the new **Creekside** river rock and driftwood fuel bed for the Legend G3. Contemporary in design, the Creekside embodies a Zen-like mystique. The fire bed glass base beautifully reflects and illuminates flame movement from within.

Learn more about the wise use of energy at www.valorfireplaces.com

valor SMARTFIRE SYSTEM

LUXURY. EFFICIENCY. QUALITY. CONVENIENCE. HEAT.



ADVANCED CONTROLS - VALORSTAT & VALORSTAT PLUS

The advancements of electronics has raised the bar in smart fireplace design. The ValorStat control system maintains a **steady, even comfort** and can be programmed to provide heat only when you want it - at the temperature you desire. The ValorStat Plus remote pilot ignition system on direct vent models allows you to turn the pilot light on and off as easy as your television set. If you forget to turn your Valor off and leave the fireplace unattended, it will turn down to pilot flame automatically (if remote control is set to manual mode). **The ValorStat remote control is a standard feature with all the Legend G3 units.**



ZONE HEATING

Central furnaces burn a lot of gas in efforts to heat your entire home. By heating with a Valor, you can **efficiently heat individual living spaces** that you spend the most time in. Further, your duct system can lose up to 30% of the heat through leaks and inefficient design. A Valor has no ducts and delivers a blend of **radiant and convected heat** into the zone you spend most of your time! Zone Heating is a proven way to cut fuel consumption. Turn down your gas guzzler and turn on a Valor



RADIANT HEAT

Valor fireplaces are known for producing radiant heat - we do it by design. Radiant heat satisfies human comfort with up to **25% less energy** than warm air systems. Radiant heat replaces the chill lost to cold windows and walls and is what attracts humans to fire. Our radiant fires are another reason a Valor can **reduce your energy bill and increase your overall comfort.**



HEAT DURING A POWER FAILURE

If the power fails in the winter your home can get cold fast. Valor fireplaces are **fully functional heaters that don't use electricity.** Our fireplaces provide the perfect mixture of **radiant and convective heat** eliminating the need for a noisy, inefficient fan. **No power, no problem.**



BURN CLEAN, ENGINEERED GREEN

Natural gas is the **cleanest fireplace fuel** you can burn with the lowest particulate levels and lowest levels of greenhouse gases. Valor specializes in producing **energy efficient, heater-rated** natural gas fireplaces designed to consume less fuel than the average fireplace insert.

valor LEGEND G3 INSERTS

Efficient Gas Fireplaces



A Legend, That Lasts

valor
Radiant Gas Fireplaces
www.valorfireplaces.com



CLEARVIEW FRONT

The all new Clearview Front is designed to maximize your overall viewing area of the flame and fuel bed, creating a distinct, realistic fire. Clean, well defined lines embrace contemporary design elements in your home, especially for renovators looking to update and upgrade an old fireplace.



valor
Radiant Gas Fireplaces
www.valorfireplaces.com

valor THE WISE WAY TO HEAT

Your Authorized Valor Dealer:

Designed and manufactured by/for:
MILES
INDUSTRIES

Copyright Miles Industries Ltd. 2008
Proudly Made in North America

Printed on recycled paper



Legend G3 Shown with FenderFire Double Doors and Cast Surround

Start your own Legend at www.valorfireplaces.com/resources

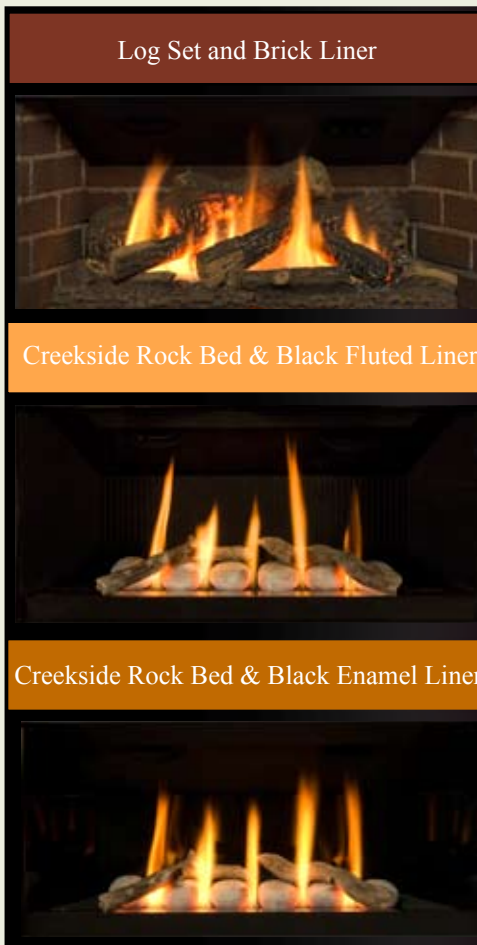
Valor LEGEND G3 SERIES

Visit www.valorfireplaces.com for our complete line of gas and electric fireplaces

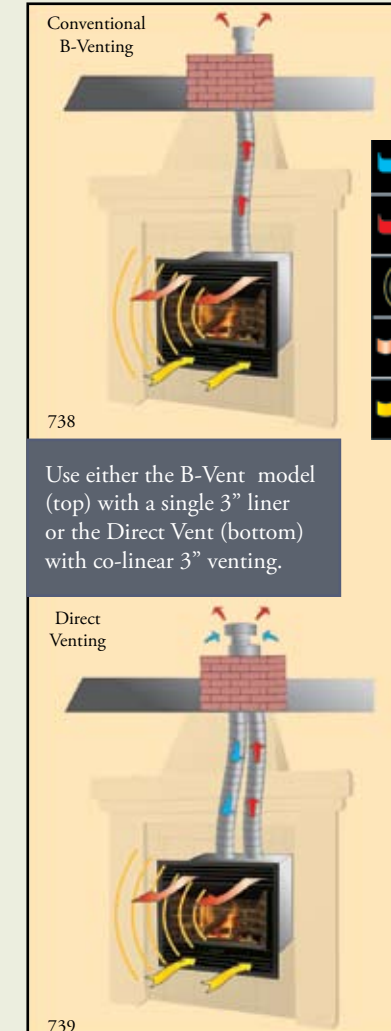
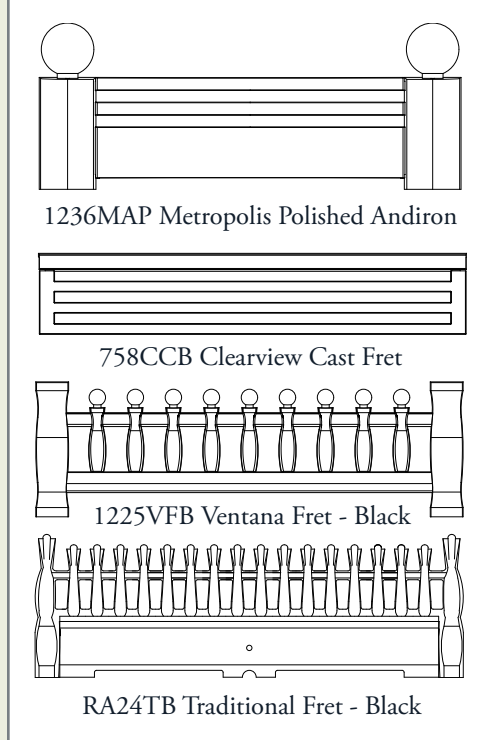
LEGEND G3 FIREPLACE COMPONENTS

| ENGINES | Model | Description |
|---|---------|---|
| | 738BXN | G3 B-Vent Engine NG (Log Set with Red Brick Liner) |
| | 738BXP | G3 B-Vent Engine Logs LPG (Log Set with Red Brick Liner) |
| | 739ILN | G3 Direct Vent Engine Logs NG (Log Set with Red Brick Liner) |
| | 739ILP | G3 Direct Vent Engine Logs LPG (Log Set with Red Brick Liner) |
| | 739IRN | G3 Direct Vent Engine NG (Creekside River Rock & Driftwood with Black Fluted Liner) |
| | 739IRP | G3 Direct Vent Engine LPG (Creekside River Rock & Driftwood with Black Fluted Liner) |
| FRONTS | | |
| | 741SFB | Contemporary Steel Front - Black |
| | 741SVI | Contemporary Steel Front - Vintage Iron |
| | 742CFB | Traditional Cast Iron Front - Black |
| | 743FVI | FenderFire Double Door - Black & Vintage Iron |
| | 744FVI | FenderFire Single Door - Black & Vintage Iron |
| | 745CFV | Clearview Front - Black & Vintage Iron |
| FRETS | | |
| | 758CCB | Clearview Cast Fret* |
| | 1236MAP | Metropolis Polished Andiron* |
| | 1225VFB | Ventana Fret - Black* |
| | RA24TB | Traditional Fret - Black* |
| | | * Compatible frets for the 745CFV Clearview Front only. |
| TRIM KITS, SURROUNDS AND CLOSURE PLATES | | |
| | 715CVI | Cast Surround Plate - Vintage Iron (29" h X 41" w) |
| | 746CTK | 3-Sided Contour Trim Kit - Black (26-3/4" h X 36-1/2" w) |
| | 746VIK | 3-Sided Contour Trim Kit - Vintage Iron (26-3/4" h X 36-1/2" w) |
| | 747DTK | 3-Sided Deluxe Trim Kit - Black (26-3/4" h X 36-1/2" w) |
| | 747VIK | 3-Sided Deluxe Trim Kit - Vintage Iron (26-3/4" h X 36-1/2" w) |
| | 748CTK | 4-Sided Contour Trim Kit - Black (30-1/4" h X 36-1/2" w) |
| | 748VIK | 4-Sided Contour Trim Kit - Vintage Iron (30-1/4" h X 36-1/2" w) |
| | 749DTK | 4-Sided Deluxe Trim Kit - Black (30-1/4" h X 36-1/2" w) |
| | 749VIK | 4-Sided Deluxe Trim Kit - Vintage Iron (30-1/4" h X 36-1/2" w) |
| | 750OCP | Oversized Closure Plate - Black (Maximum Coverage 29-1/2" h X 42" w) |
| | 750OVI | Oversized Closure Plate - Vintage Iron (Maximum Coverage 29-1/2" h X 42" w) |
| | 751LTK | Lift Trim Kit - Black |
| | 751LVK | Lift Trim Kit - Vintage Iron |
| | 752BTK | Base Trim Kit - Black |
| | 752BVK | Base Trim Kit - Vintage Iron |
| | 753OTK | Oversized Trim Kit - Black (31" h X 45-3/16" w) |
| | 753OTV | Oversized Trim Kit - Vintage Iron (31" h X 45-3/16" w) |
| | 756STB | Square Trim Kit - Black (27-1/8" h X 37-1/2" w) |
| | 756STV | Square Trim Kit - Vintage Iron (27-1/8" h X 37-1/2" w) |
| | 756STP | Square Trim Kit - Brushed Nickel (27-1/8" h X 37-1/2" w) |
| ACCESSORIES | | |
| | 755CFK | Optional Circulating Fan Kit with Variable Speed Thermally Activated Controller (For use with 739 direct vent model only) |
| | 759EBL | Enamel Firebox Liner Kit in Gloss Black (Replaces standard liner packed with heater) |
| | 770ZCK | Zero Clearance Kit (738 b-vent model only) |

INTERIOR LINERS

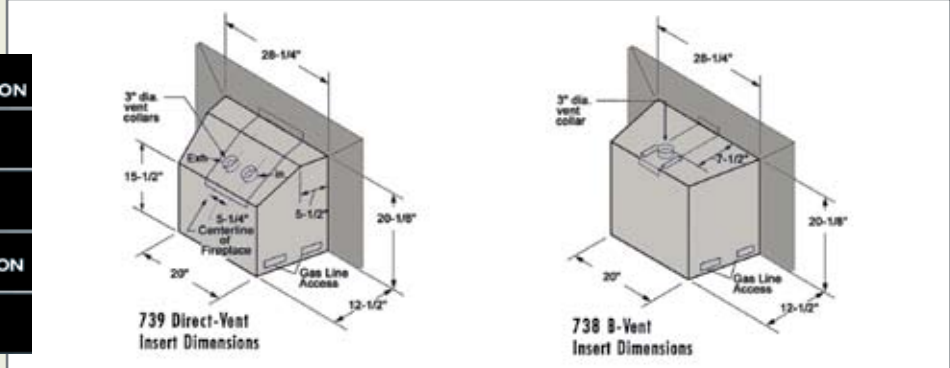


FRETS FOR CLEARVIEW FRONT



VENTING OPTIONS

PRODUCT DIMENSIONS FOR 738 & 739 MODELS



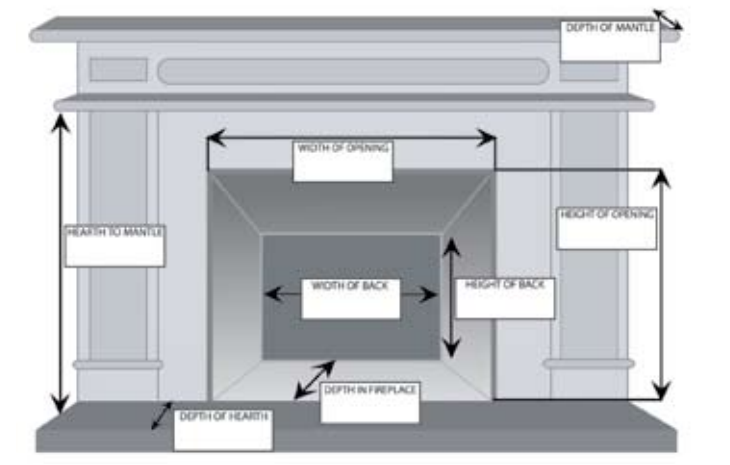
MODEL/FUEL

| Model | Fuel | Max. Input BTU/hr | Min. Input BTU/hr | Fuel Bed Options (Creekside or Log set) | Control System (ValorStat/ ValorStat Plus) | Fan Option | EnerGuide Rating** | AFUE** | Max. Output** (w/out fan) BTU/hr |
|--------|------|-------------------|-------------------|---|--|------------|--------------------|--------|----------------------------------|
| 738BXN | NG | 24,000 | 6,500 | Log set | ValorStat | No | 59% | 63.4% | 14,160 |
| 738BXP | LPG | 24,000 | 13,000 | Log set | ValorStat | No | 59% | 63.4% | 14,160 |
| 739ILN | NG | 26,000 | 6,500 | Log set | ValorStat Plus | Yes | 66.4% | 65.7% | 17,264 |
| 739ILP | LPG | 24,000 | 13,000 | Log set | ValorStat Plus | Yes | 63.3% | 65.5% | 15,192 |
| 739IRN | NG | 26,000 | 6,500 | Creekside | ValorStat Plus | Yes | 66.4% | 65.7% | 17,264 |
| 739IRP | LPG | 24,000 | 13,000 | Creekside | ValorStat Plus | Yes | 63.3% | 65.5% | 15,192 |

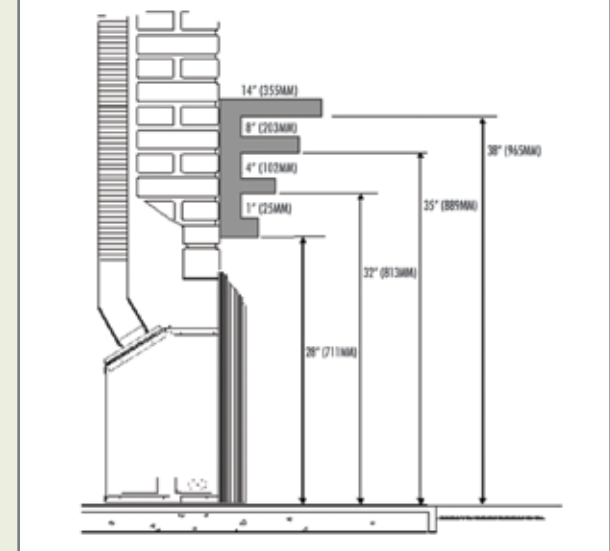
** EnerGuide Ratings and Outputs have been determined without a fan/blower, using the CSA P4.1-02 test method
 ** A.E.U.E. (Annual Fuel Use Efficiency) tested as per 10CFR - 430.23
 Certified to ANSI Z21.88 / CSA 2.33 Vented Gas Fireplace Heater Standard CAN 1-2. 17 Gas Fired Appliances For Use at High Altitude

About Our Efficiency Ratings
 At Valor we use recognized Canadian and US government test methods for determining energy efficiency performance. This ensures our products will perform in your home as rated. Beware of misleading "steady state" efficiency claims made by manufacturers using their own "in-house" test methods. For more information visit our website at valorfireplaces.com

Fill in the diagram dimensions below then stop by your local Valor dealer to see if a Legend G3 will work in your home.



MANTEL CLEARANCES



All product information is accurate at time of printing and is subject to change. Note: Printed images may vary from actual product.