



HEAT & GLO™

No one builds a better fire



Direct Vent
Gas Stoves



Gas stoves are an easy and efficient way to add the warming, transforming experience of fire. There's no framing or hearth required, so installation is simple and quick. Plus their smaller size fits in more places. Traditional or modern, a Heat & Glo gas stove is ideal for remodeling projects, smaller rooms, basements, cabins—even a three-season porch.

Paloma

Its vertical configuration and modern, European lines create the look of a freestanding fireplace.

- Offers a choice of three tinted, curved outer glass fronts, plus optional matching hearth pads.
- The 41" high firebox with modern rock firebed is the tallest of any freestanding gas fireplace or stove.
- Optional cast stone surround creates a larger, more substantial look.



Paloma with bronze glass, bronze glass hearth pad and optional cast stone surround



Extra heat
& extra easy



- A. Paloma** shown with curved glass front and hearth pad in Bronze tint.
- B. Tiara II** cast iron doors
- C. Tiara Petite** in tuscan olive finish

Cover photo: Tiara I in espresso finish

Top photo: Paloma with green glass and green glass hearth pad

Gas Stoves

Want heat? Add a stove. It's that simple.

Tiara

Blends yesterday's charm with today's technology plus high heat efficiency.

- Available in three sizes: Tiara I, Tiara II and Tiara Petite.
- Constructed of sturdy cast iron in espresso, tuscan olive, cocoa brown or matte black.
- Optional warming shelves enhance the realistic, traditional experience.



Tiara II in matte black finish with optional warming shelves

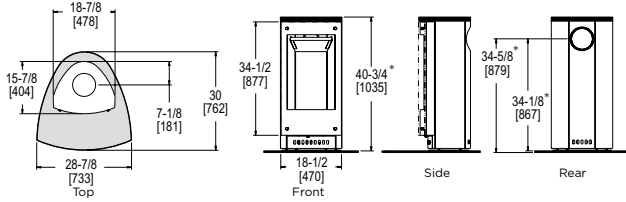


Tiara I in espresso finish

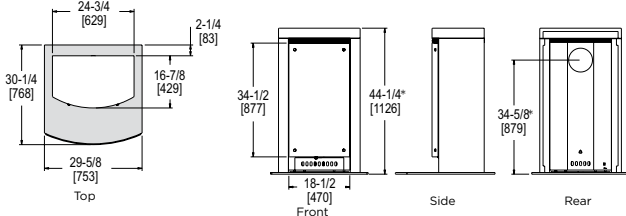
Gas Stove Specifications

MODEL	BTU/HR INPUT	HEIGHT	FRONT WIDTH	BACK WIDTH	DEPTH	GLASS SIZE
Paloma-no surround	22,500 - 30,000	40-3/4	18-7/8	18-7/8	15-7/8	18-1/2 x 34-1/2
Paloma-with surround	22,500 - 30,000	44-1/4	24-3/4	24-3/4	16-7/8	18-1/2 x 34-1/2
Tiara Petite	12,000 - 17,000	22-3/4	18-1/8	18-1/8	17-3/8	13 x 10-1/2
Tiara I	22,000 - 31,000	27	35-1/2	35-1/2	20-1/4	14 x 13-1/4
Tiara II	27,000 - 38,500	29-1/4	41-3/4	41-3/4	22-1/4	22-1/2 x 14-1/4

Paloma with optional hearth pad

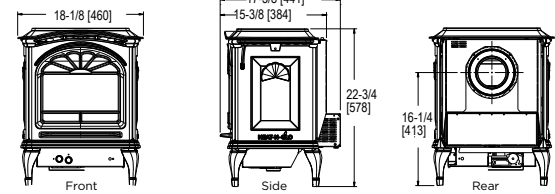


Paloma with Surround with optional hearth pad

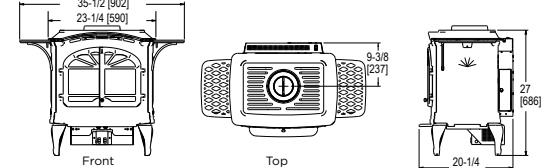


* Vertical measurement includes optional hearth pad height of 3/8"

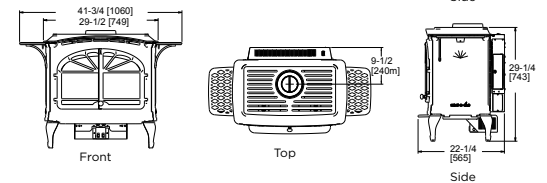
Tiara Petite



Tiara I



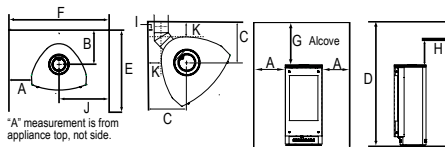
Tiara II



Dimensions above are in inches; technical drawings are in inches and millimeters. Reference dimensions only. We recommend measuring individual units at installation. Refer to installation manual for detailed specifications on installing this product. Heat & Glo reserves the right to update units periodically. The flame and ember appearance may vary based on the type of fuel burned and the venting configuration used. Actual product appearance, including flame, may differ from product images.

Clearances to Combustibles

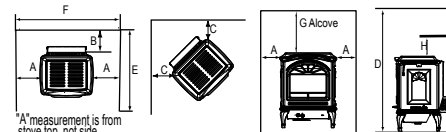
Model	A	B	C	D	E	F	G	H	I	J	K
Paloma	6	10-1/8	12-1/8	54	36	30-3/4	13-1/4	13-1/4	1	15-1/2	5



*A measurement is from appliance top, not side.

Model	A	B	C	D	E	F	G	H
Tiara Petite	6	2	2	43	36	30	20-1/4	19-1/2

Model	A	B	C	D	E	F	G	H		
								Top of pipe	Side of pipe	Inside outside corner wall vent
Tiara I	8-1/2	1/4	3/8	54	36	40	27	1-1/2	1	9
Tiara II	5-1/4	1/4	3/8	54	36	40	31-3/4	1-1/2	1	9



*A measurement is from stove top, not side

Clearances are in inches. See installation manual for more information

U.S. Efficiencies

Steady State - Since most homeowners use their fireplaces for an extended time while they are in the room, Steady State measures how efficiently your fireplace converts fuel to heat once it is warmed up and running in a "steady state".

AFUE - AFUE rating is more typically used with appliances, like furnaces, that continually cycle on and off to maintain a constant temperature.

Rating	Paloma	Tiara Petite	Tiara I	Tiara II
Steady State	81.5 (NG), 81.5 (LP)	83.0 (NG), 83.6 (LP)	81.4 (NG), 82.8 (LP)	81.4 (NG), 83.6 (LP)
AFUE	67.4 (NG), 69.1 (LP)	71.0 (NG), 75.6 (LP)	66.8 (NG), 71.0 (LP)	64.9 (NG), 65.6 (LP)

Canada Efficiencies

EnerGuide (CSA P4.1-02) - EnerGuide is a rating used in Canada to measure annual fireplace efficiency.

Rating	Paloma	Tiara Petite	Tiara I	Tiara II
EnerGuide (CSA P4.1-02)	70.8 (NG), 71.9 (LP)	67.4 (NG), 69.5 (LP)	57.3 (NG), 56.4 (LP)	61.0 (NG), 64.1 (LP)

For complete information on this model, please contact us at:

HEAT & GLO


No one builds a better fire

A brand of Hearth & Home Technologies Inc.
7571 215th Street West, Lakeville, MN 55044
Web: heatglo.com
Phone: (888) 427-3973 (952) 985-6000
E-mail: info@heatglo.com

*For full warranty details, go to www.heatglo.com.

Limited Lifetime Warranty*

The strongest in the industry, Heat & Glo provides a limited lifetime warranty on the most important aspects: firebox and heat exchanger.



HNG-1054U-0909