



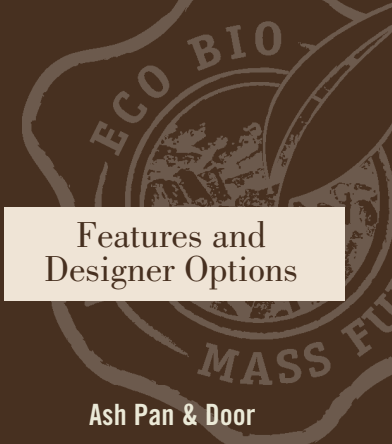
Napoleon®  
**Pellet Burning**  
Stoves & Inserts





NPS45 shown with satin chrome trim and trivet, hopper extension and decorative Sandstone brick panels.





## Features and Designer Options

# NPS40 & NPS45 Pellet Stoves

## Heating 2,000 Sq. Ft.

A renewable energy source, environmentally friendly, economical, convenient... these are just some of the reasons a Napoleon® pellet stove or insert is the perfect solution to heat your home. The freestanding stove conveniently provides zone heating furnace performance while the insert easily converts your existing, drafty, masonry fireplace into an efficient, reliable heating source. Each model gives you uncompromising pellet performance year after year with the comfort of knowing you have selected a product made with true craftsmanship and advanced technological innovations.

*Rated #1 with consumers*

### Napoleon® Exclusive Features

- Four stage FAILSAFE™ system features: 1) an automatic blower over-ride switch, 2) a high temperature limit switch, 3) a low air pressure switch and 4) a power failure safety shut down for your peace of mind
- Optional decorative PHAZER® ceramic log
- President's Limited Lifetime Warranty

### NPS45 Unique Features

- Thermostatic control capability via wall mount or easily installed hand held remote thermostatic control
- Digital control provides adjustment to both the fuel feed rate AND combustion blower speed. This unique feature maximizes the stoves performance when using lesser quality fuel. Even low grade fuel (although not recommended) can be burned in the NPS45 due to it's ability to fine tune the fuel combustion air ratio
- The F50 hand held wireless thermostatic remote simplifies installation, comes complete with a cradle for convenient wall mount applications

### NPS40 & NPS45 Shared Features

- EPA exempt
- Convenient top, front pellet loading for easy fueling
- Automatic ignition
- Stove hopper pellet capacity is 55 lbs (capable of handling a full bag of pellets eliminating partial bags left open)
- Variable speed auger and variable speed blower provide maximum comfort and control
- Heavy-duty, 1/8" thick, seamless heat exchange tubes radiate heat into the room for maximum efficiency even after the stove is shut down
- Hinged door for convenient access to combustion chamber for routine maintenance... no tools required!
- Handy cleaning/filling rake
- Built-in heat exchange cleaner rod maintains cleanliness and efficiency of heat exchange tubes
- Zone heating home furnace performance
- Effective clean glass air wash system
- Optional hopper extension allows longer burn times without refilling providing a total loading capacity of 80 lbs
- Optional outside air kit with through the wall vent

Model	BTU'S (Heat Output)	Hopper Capacity	Area Heated** (sq. ft.)	Burn Rate* (lbs/hr)	Burn Time* (Low Burn)	Flue Diameter	Electrical Rating		
							Volts	Amps	Hz
NPS40	8,500 - 42,500	55 lbs	Up to 2,000	1-5	55 hours	3"	115	3.6	60
NPS45	8,500 - 42,500	55 lbs	Up to 2,000	1-5	55 hours	3"	115	3.6	60

Model	Blower Kit	Outside Air Kit	Mobile Home Certified	Electronic Ignition
NPS40	Included	Optional	Yes	No
NPS45	Included	Optional	Yes	Yes

Model	Minimum Clearances To Combustibles***		
	Corner	Rear	Sides
NPS40	2"	3"	6"
NPS45	2"	3"	6"

\* Small pellets will increase or decrease the stated burn rates and burn times. Differences of +/- 20% may occur depending on fuel quality.  
\*\* Figures may vary with individual conditions such as floor plan layout, insulation value/heat loss of the house, geographical location and pellets used.

\*\*\* Minimum fireplace opening

### Ash Pan & Door



Convenient ash pan door and extra large ash pan provides minimal maintenance and clean removal of ashes

### Doors and Trivets




Painted Black      Satin Chrome Plated      24 Karat Gold Plated



24 Karat Gold Plated Trivet      Satin Chrome Plated Trivet

Painted Black Trivet Comes Standard With Unit

### Decorative Panels



Decorative Sandstone Brick Panels      Porcelain Reflective Radiant Panels

### Hopper Extension



Optional hopper extension increases pellet capacity to 80 lbs to reduce re-fueling periods

### Log Option

NPS40 shown with optional decorative PHAZER® ceramic log



### Remote Control

Optional F50 thermostatic remote control available for the NPS45



NP145 shown with standard black trivet, 8" flashing and decorative Sandstone brick panels.





## NPI40 & NPI45 Pellet Inserts

### Advanced Pellet Technology

A renewable energy source, environmentally friendly, economical, convenient... these are just some of the reasons a Napoleon® pellet stove or insert is the perfect solution to heat your home. The freestanding stove conveniently provides zone heating furnace performance while the insert easily converts your existing, drafty, masonry fireplace into an efficient, reliable heating source. Each model gives you uncompromising pellet performance year after year with the comfort of knowing you have selected a product made with true craftsmanship and advanced technological innovations.

#### Napoleon® Exclusive Features

- Four stage FAILSAFE™ system features: 1) an automatic blower over-ride switch, 2) a high temperature limit switch, 3) a low air pressure switch and 4) a power failure safety shut down for your peace of mind
- Optional decorative PHAZER® log
- President's Limited Lifetime Warranty

#### NPI45 Unique Features

- Thermostatic Control capability via wall mount or easily installed hand held remote thermostatic control
- Digital control provides adjustment to both the fuel feed rate AND combustion blower speed. This unique feature maximizes the stoves performance when using lesser quality fuel. Even low grade fuel (although not recommended) can be burned in the NPI45 due to it's ability to fine tune the fuel combustion air ratio
- The F50 hand held wireless thermostatic remote simplifies installation, comes complete with a cradle for convenient wall mount applications

#### NPI40 & NPI45 Shared Features

- EPA exempt
- Convenient top, front pellet loading for easy fueling
- Automatic ignition
- Insert hopper pellet capacity is 45 lbs (capable of handling a full bag of pellets eliminating partial bags left open)
- Variable speed auger and variable speed blower provide maximum comfort and control
- Heavy-duty, 1/8" thick, seamless heat exchange tubes radiate heat into the room for maximum efficiency even after the stove is shut down
- Hinged door for convenient access to combustion chamber for routine maintenance... no tools required!
- Handy cleaning/filling rake
- Built-in heat exchange cleaner rod maintains cleanliness and efficiency of heat exchange tubes
- Zone heating home furnace performance
- Effective clean glass air wash system
- Optional outside air kit with through the wall vent
- NPI40 can be top or rear vented and may also be installed as a zero clearance model in a framed cavity, without the use of additional shielding (see manual for details)

Model	BTU'S (Heat Output)	Hopper Capacity	Area Heated** (sq. ft.)	Burn Rate* (lbs/hr)	Burn Time* (Low Burn)	Flue Diameter	Electrical Rating		
							Volts	Amps	Hz
NPI40	8,500 - 42,500	45 lbs	Up to 2,000	1-5	45 hours	3"	115	3.6	60
NPI45	8,500 - 42,500	45 lbs	Up to 2,000	1-5	45 hours	3"	115	3.6	60

Model	Blower Kit	Outside Air Kit	Mobile Home Certified	Electronic Ignition
NPI40	Included	Optional	Yes	No
NPI45	Included	Optional	Yes	Yes

Model	Minimum Clearances To Combustibles***		
	Width	Depth	Height
NPI40	23"	15"	21"
NPI45	23"	15"	21"


\* Small pellets will increase or decrease the stated burn rates and burn times. Differences of +/- 20% may occur depending on fuel quality.

\*\* Figures may vary with individual conditions such as floor plan layout, insulation value/heat loss of the house, geographical location and pellets used.

\*\*\* Minimum fireplace opening


## Features and Designer Options

### Trim Kits And Surrounds



8" Black Flashing With Black Trim

#### Arched Cast Iron Surround    Cast Iron Surround




Painted Black    Porcelain Majolica Brown

### Top Loading Lid



Loading pellets is easy with the convenient "stay open" top loading lid

### Doors and Trivets




Painted Black    Satin Chrome Plated    24 Karat Gold Plated



24 Karat Gold Plated Trivet    Satin Chrome Plated Trivet

Painted Black Trivet Comes Standard With Unit

### Decorative Panels



Decorative Sandstone Brick Panels    Porcelain Reflective Radiant Panels



**Log Option**  
Optional decorative PHAZER® ceramic log available



### Remote Control

Optional F50 thermostatic remote control available for the NPI45

# Outstanding Features of Napoleon's Pellet Technology

## 7 Pellet Stove Control Panel - NPS45 & NPI45

### Lights

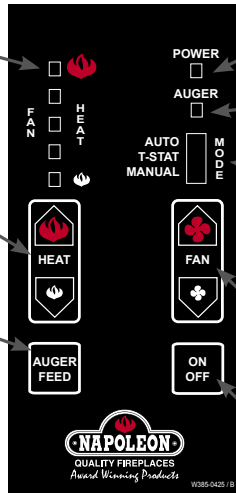
- Indicates set feed rates.
- When making fan adjustment, light will indicate fan speed temporarily and return to heat setting.

### Heat Adjustment

Increases or decreases the heat level / feed rate.

### Auger Feed

"Quick Feed" feature is ideal for initial start up or when the hopper has run out of fuel to quickly deliver pellets to the burn pot.



### Power Light

Solid: Normal operating mode.  
Flashing: Start-up or shut down cycle.

### Auger Light

When on, the auger is turning.

### Operating Mode

Sets the heater's operating mode.

**Auto:** Ideal for Spring and Fall, shuts completely down between extended on/off cycles and re-lights electronically when heat is called for.  
**T-Stat:** Typical winter setting - maintains small continuous fire (like a pilot light) during frequent on/off cycles, eliminating igniter usage and conserving electricity.  
**Manual:** Select blower and feed rate for continuous operation.

### Fan Adjustment

Increases or decreases the speed of the convection fan and provides heat to the room.

### On / Off

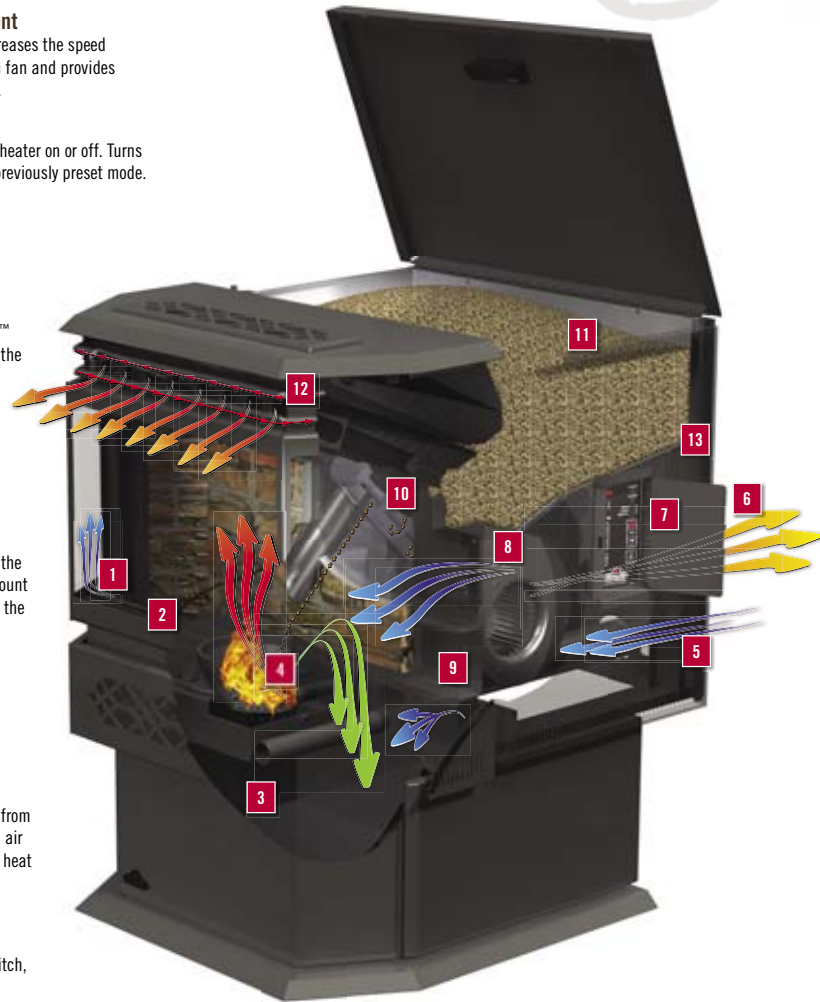
Used to turn the heater on or off. Turns unit back on at previously preset mode.



## Smart Pellet System NPS45 & NPI45

- Clean Glass Airwash**  
Advanced airwash system uses outside air to put a barrier between the glass and burn pot, creating a clean, clear viewing area.
- Low Maintenance**  
Fly ash falls through the strategically angled diffuser fins to the ash drawer below.
- Large Ash Drawer**  
For added convenience, the NPS40/45 features the largest ash drawer in the industry.
- Cast Iron Burn Pot**  
The pellets drop into the solid cast iron burn pot which ensures complete combustion, minimal clinker formation and reliable, efficient heat.
- Convection Air**  
Room air is drawn in by a blower and flows through the seamless heat exchange tubes.
- Exhaust**  
Residual combustion air is vented outside through a vent pipe - no need for a conventional chimney which makes installation more versatile and economical.  
Exhaust blower speed automatically adjusts to selected feed rate ensuring maximum fuel efficiency.†
- Automation†**  
The fully automated NPS45 and NPI45 are the easiest pellet products to operate. Simply fill with fuel and choose your desired heat and fan adjustments.

- Automated Blower**  
The automated blower shuts down when on a low burn setting, providing a WHISPER QUIET™ operation while still generating heat - 1st in the industry
- Cleaning Mode†**  
This exclusive feature initiates a combustion blower to turn on, controlling the fly ash from entering the room when the door is open for cleaning.
- Pellet Auger**  
The auger delivers pellets from the hopper to the burn pot at various speeds. The rate and amount of pellets dropped into the burn pot, controls the amount of heat generated.
- Hopper**  
The hopper capacity holds 55 lbs - enough to last over 2 days. The hopper is capable of handling a full bag of pellets, eliminating partial bags left open.
- Heat Exchange Tubes**  
Eight seamless heat exchange tubes, heated from the burning pellets, transfers heat to the cool air and efficiently provides plenty of comfortable heat into the room.
- Four Stage FAILSAFE™ System**  
This system features an automatic blower over ride switch, a high temperature limit switch, a low air pressure switch and a power failure safety shut down for your peace of mind.



†Exclusive to NPS45 & NPI45



**Firebox Diffuser Fins**  
Strategically angled ash grate conceals the bottom of the firebox chamber allowing fly ash to fall through to ash drawer.



**Cast Iron Burn Pot**  
Solid cast iron burn pot ensures complete combustion and reliable heat.



**Heat Exchange Tubes**  
Seamless heat exchange tubes provide maximum performance.

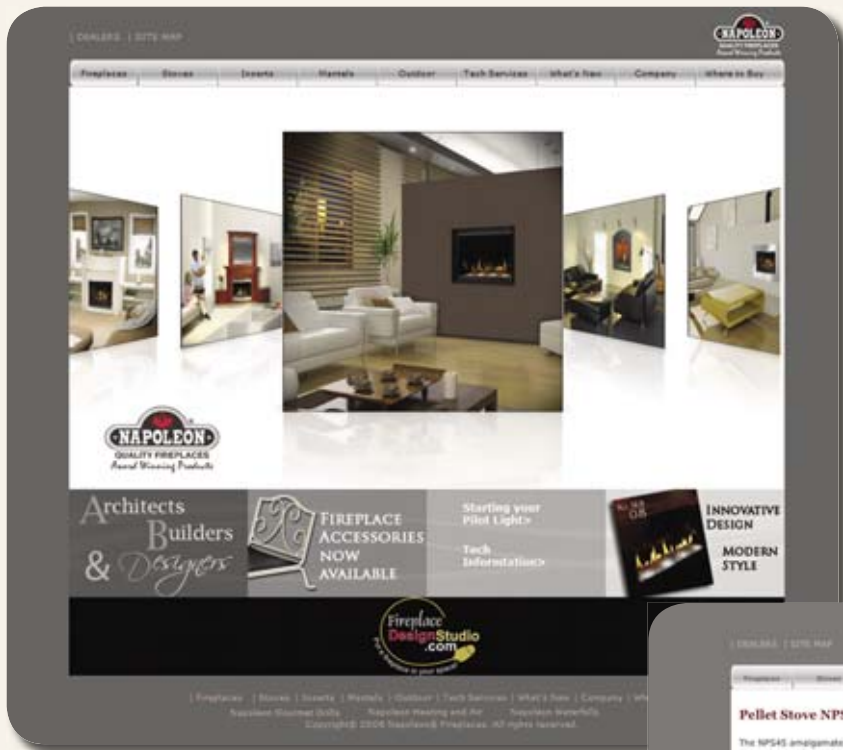


**Remote Control**  
The convenience of the F50 digital hand-held thermostatic remote technology is now available for the NPS45 and NPI45.





## Experience Napoleon's Impressive Product Selection Online



Please visit our website for more information on our complete line of wood, gas, pellet and electric fireplaces, stoves and inserts as well as the Napoleon® Waterfall collection. Click "Where to Buy" to find the dealer nearest you.

We also have a complete line of outdoor living products including outdoor gas fireplaces, patio heaters, an outdoor gas firepit and gourmet gas grills.




### Other Napoleon® Products



Fireplace Inserts



Outdoor Living Products



Wood Burning Fireplaces




Modern Direct Vent Fireplaces



Waterfall Collection



Vent Free Fireplaces



Electric Fireplaces



Direct Vent Fireplaces



Gourmet Gas Grills

Tested to ASTM E 1509, UL 1482, ULCS627. This heater is EPA exempt from phase II requirements, but has been tested for emissions using EPA test methods by Warnock Hersey. Consult your owner's manual for complete installation instructions and check all local and national building codes. All specifications and designs are subject to change without notice to allow for on-going product improvement. Images may not be exactly as shown. Patent U.S. 5,307,801, 5,303,693, 75054, 417497 - Can. 2,073,411, 2,082,915, 74589 © Wolf Steel Ltd. Napoleon® is a registered trademark of Wolf Steel Ltd.



Authorized Dealer

- 103 Miller Drive, Crittenden, Kentucky, USA 41030
- 24 Napoleon Road, Barrie, Ontario, Canada L4M 4Y8
- 7200 Trans Canada Highway, Montreal, Quebec, Canada H4T 1A3

Tel: 705-721-1212 Fax: 705-722-6031  
 napoleonfireplaces.com  
 fireplacestudio.com

