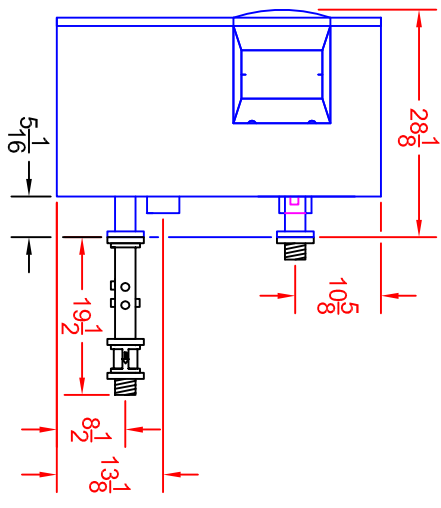


4

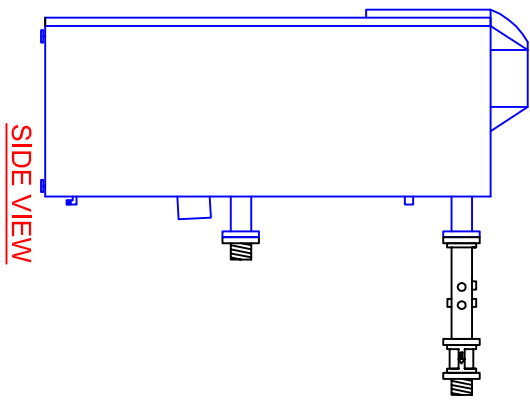
3

2

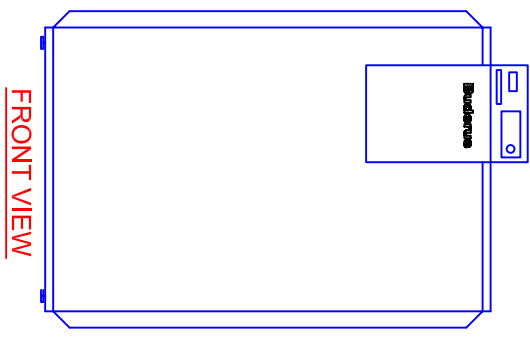
1



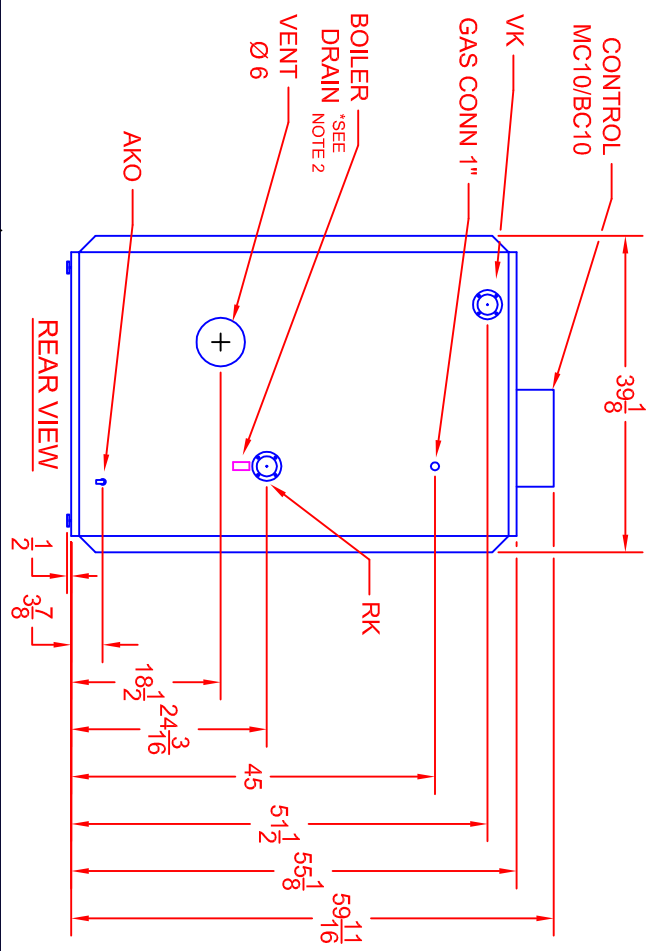
TOP VIEW



SIDE VIEW



FRONT VIEW



REAR VIEW

REVISIONS			
REV	DESCRIPTION	DATE	APPROVED

Abv.	Name	Size
VK	Supply	2 1/2
RK	Return	2 1/2
AKO	Condensate Drain	1

NOTE 1. All dimensions are in inches.
 2. Boiler drain is located inside of the boiler on the return pipe. The diameter is 1/2"

Bosch Thermotechnology Corp.
 50 Wentworth Ave.
 Londonderry, NH 03053
 Phone: 603-852-1100

This drawing is the exclusive property of Bosch Thermotechnology Corporation, it may not be reproduced or given to third parties.

Tolerance

Fraction=±1/16"
 x.x=±0.030
 x.xx=±0.015
 x.xxx=±0.005

(UNLESS OTHERWISE NOTED)

Buderus
 Bosch Group

Bosch Thermotechnology Corp.

DESCRIPTION
GB312-120 BOILER DIMENSION SPECIFICATIONS

SIZE	SCALE	PART NO.	REV.
A	NTS	BTC 431006102 A	

DATE 5/1/2009 SHEET 1 of 1

A

B

C

D

A

B

C

D

4

3

2

1