

Ambassador

Wall-Mounted Gas Boiler



ONEX Residential Condensing Gas Boiler

EMBASSY
INDUSTRIES
Inc.

ONEX


The **ONEX** condensing boiler package is the latest addition to the Ambassador line of wall hung combination gas-fired heaters. It uses premix burner technology for combustion that is installed in a radially oriented 316L stainless steel heat exchanger. The patented premix air/gas modulation system, domestic hot water heat exchanger, and electronic controls make the **ONEX** a condensing boiler at the top of its class for performance, safety, low emissions and environmentally friendly.


It includes: panel mounted controls, mounted and wired circulator and expansion tank that are all built into an attractive sound attenuated enclosure. The component layout makes installation, maintenance and service easy. All utility connections for gas, water and condensate are conveniently located at the bottom of the unit.



Standard Features


- Patented ASME heat exchanger
- 316L stainless steel tubes
- Premix burner
- 30,000 to 160,000 btuh
- Environmentally-friendly- NOx 15 p.p.m.
- Certified DOE efficiency of 93%
- Continuous 5 to 1 modulation
- Coil-type hot water supply
- Intergal system circulator
- Expansion tank and air vent





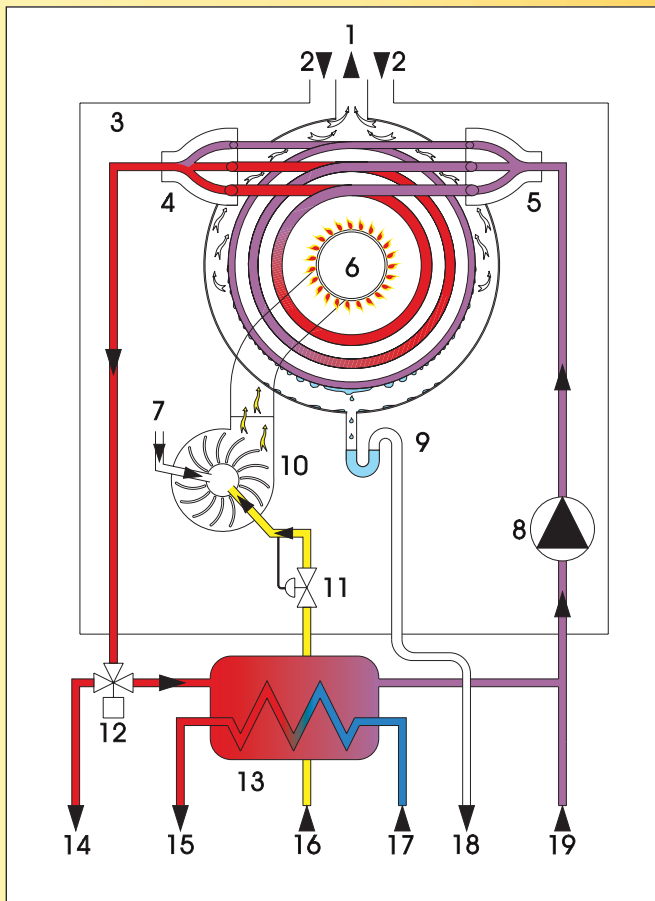
Domestic Hot Water

Enjoy ample low-cost domestic hot water without the expense of a separate water heater. Integral to the boiler package and hassle-free removal for cleaning. The tankless heater is capable of producing up to 5 gallons of domestic hot water per minute.



Venting

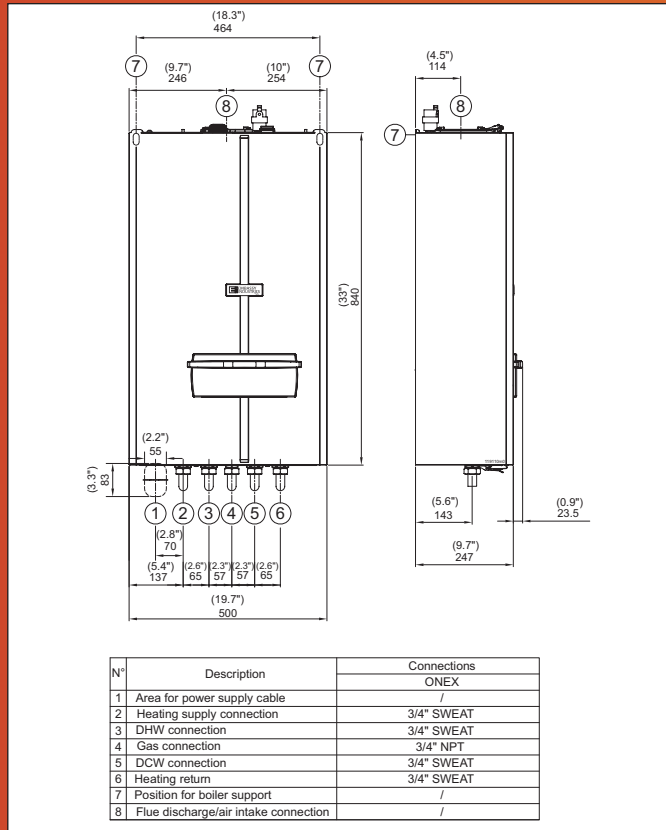
The ONEX combination boiler/domestic hot water heater is designed for concentric vent, vertical or sidewall venting. Using outside air for combustion will lower fuel bills by reducing air infiltration within the building. The flexibility and ease of installation assures years of trouble free service. Concentric vent lengths up to 70 equivalent feet.



Operating Schematic

- 1=Flue exhaust
- 2=Air intake
- 3=Sealing chamber
- 4=Heating supply manifold
- 5=Heating return manifold
- 6=Environmentally friendly, premix burner
- 7=Air intake
- 8=Circulator pump
- 9=Condensate siphon
- 10=Fan
- 11=Pneumatic gas valve
- 12=Three way valve
- 13=DHW heat exchanger
- 14=Heating supply
- 15=Domestic hot water
- 16=Gas inlet
- 17=Domestic cold water
- 18=Condensate discharge
- 19=Heating return

Directions for Wall Mounted ONEX Combi



Ratings and Engineering Data

TECHNICAL DATA	
Nominal heat input	160,000 Btu/hr
Minimum heat input	30,000 Btu/hr
Efficiency	93%*
*DOE Heating capacity is based on standard test specified by the United States Department of Energy.	
D.H.W. heat output	142,400 Btu/hr
Instantaneous D.H.W. production (75°F rise)	4 gal/min
Maximum heating temperature	190°F
Maximum heating pressure	30 Psi
Maximum pressure of domestic hot water circuit	125 Psi
Capacity of expansion tank	2.64 gal
Nominal power supply voltage	120/60 V/Hz
Electric power	170 W
Flue gas pipes diameter (split) (polypropylene)	3"
Flue gas pipes max. length (split) (polypropylene)	300 ft
Flue gas pipes diameter (concentric) (polypropylene)	2.36" / 3.94"
Flue gas pipes max. length (concentric) (polypropylene)	70 ft
CO contents (0% O ₂ with natural gas)	15 p.p.m.
NOx contents (0% O ₂ with natural gas)	15 p.p.m.
Dimensions LxDxH(approximate)	20" x 10" x 33"
Connections (supply - return - D.H.W. - D.C.W. - gas)	3/4"
Weight	100 lbs

*AFUE (DOE Seasonal efficiency) %



A MESTEK COMPANY

315 Oser Avenue, Hauppauge, NY 11788

(631) 694-1800 • Fax (631) 694-1832

www.embassyind.com

ONX-1