



**Protection**  
**Comfort**  
**Health**



***Elite*** **Steam Humidifiers**



*Elegant Styling designed to deliver precise humidification comfort.*

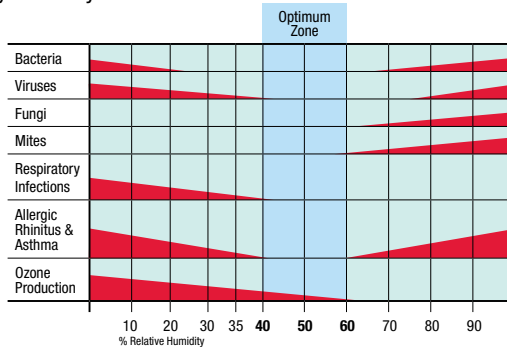
**Dry air is like a sponge,**  
it soaks up moisture from wherever it can find it.

When air becomes too dry, moisture is drawn from people, plants, wood, wool, cotton and even your pets. The results can be damaging, expensive and uncomfortable.

**Humidity For Comfort**

Research has shown that 40% to 60% relative humidity is ideal for today's homes.

Outside this range, bacteria, fungi, viruses and mites thrive. Proper relative humidity provides a comfortable environment for your woodwork, your furniture, your plants, your pets and especially you and your family.




**Humidity Can Save Money Too!**

As moisture evaporates from your body, it cools the surface of your skin, making you feel cooler. Controlled humidity from GENERALAire's Elite Steam Humidifier allows you the luxury of dialing the thermostat back, thus reducing annual heating bills. For example, 68°F at 40% relative humidity feels just as warm as 74°F at 20% relative humidity. Setting your thermostat back by as little as three degrees can reduce annual heating bills by as much as 5%.

**Specifications**

Model	Power Supply (single phase)	Steam Output (lbs/hr)	Gallons per Day	Dimensions		
				Width	Height	Depth
DS15	120Vac 50/60Hz	5.5	15.8	13 1/8	23 3/4	8 1/4
RS15	120Vac 50/60Hz	5.5	15.8	13 1/8	23 3/4	8 1/4
DS35	230Vac 50/60Hz	12	35	13 1/8	23 3/4	8 1/4
RS35	230Vac 50/60Hz	12	35	13 1/8	23 3/4	8 1/4



**How much Humidity is right?**

Calculate the total cubic feet of house

$$\frac{\begin{matrix} \text{Total Square Footage} \\ \times \text{Average Ceiling Height} \\ \times \text{Factor from Table} \\ \times 1.05 \text{ for each Fireplace} \\ \hline \text{Humidity Load in lbs./hour} \\ \times 2.88 \text{ convert to gallons/day} \\ \hline \text{Gallons per Day Humidity Load} \end{matrix}}{\quad}$$

**Pounds of Moisture per Cubic Foot**

Indoor Air Temp °F	Indoor RH%			
	35%	40%	45%	50%
68	0.00015	0.00018	0.00021	0.00024
70	0.00017	0.00020	0.00023	0.00026
72	0.00019	0.00022	0.00025	0.00028

\*Based on .5 air changes per hour



## DS35 / DS15 Models

- DS35 12 lb/hr (35 gpd) capacity
- DS15 5.5 lb/hr (15 gpd) capacity



Duct Mount Kit



Remote Blower Kit



DS15/35

\*Shown without cover  
Kit Selection Required

## RS35 / RS15 Models

- Includes:**
- Integral Room Steam Blower
  - E1 Humidistat
  - Water Fill Connector
  - Code Valve
  - Water Supply Tubing Kit

- RS35 12 lb/hr (35 gpd) capacity
- RS15 5.5 lb/hr (15 gpd) capacity



RS15/35

\*Shown with cover

## DS Models Require Kit Selection for Installation

### DMNKIT Duct Mount Kit for DS35 & DS15

Includes:

8 ft Steam Hose, Nozzle, E1 Humidistat, Code Valve, Water Fill Connector, Condensate Hose Water supply Tubing, Air Proving Pressure Switch.

**Kit selection required for DS model installation**

### RMB15 Remote Blower Kit for DS15

Includes:

12 ft Steam Hose, E1 Humidistat, Code Valve, Condensate Hose, Water Fill Connector, Water Supply Tubing, and Thru-the-Wall Sleeve with 120V Blower & Grille Pkg.

**Kit selection required for DS model installation**

### RMB35 Remote Blower Kit for DS35

Includes:

12 ft Steam Hose, E1 Humidistat, Code Valve, Condensate Hose, Water Fill Connector, Water Supply Tubing, and Thru-the-Wall Sleeve with 240V Blower & Grille Pkg.

**Kit selection required for DS model installation**

## GeneralAire Elite Steam Humidifier is an investment that pays dividends everyday

*We all have an investment in our health, homes and its furnishings. Protecting those investments from the dry air may not seem like an important task, but the effects of dry air are astounding*

- Dry nose and throat
- Itchy dry skin
- Cracking of expensive woodwork and floors
- Damage to household furnishings
- Static electricity shocks that can damage computers, VCRs and other electronic equipment
- Dry air pulls moisture from delicate membranes in your nose, throat and lungs and food doesn't taste as good
- Sleeping becomes difficult and your mental concentration is affected



# Quality You Can Depend On!

## How the Elite Steam Humidifier Works

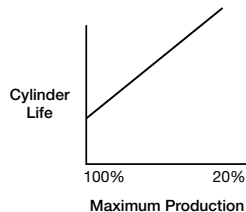
Elite Steam is an electrode humidifier. It produces steam for humidification by passing electric current through the water between metal electrodes in the plastic steam generator cylinder. There are no heating elements. Steam output is directly proportional to the conductivity of the water, and the amount of electrode immersed in the water.

The Steam Cylinder is the engine of the humidifier. As the humidifier operates and water is evaporated and minerals are left behind. Much of these minerals are removed through the cylinder drain. Some are deposited on the walls of the cylinder and the cylinder electrodes. When a lower section of the electrodes develop a thick coating, the water level is raised to expose clean electrode surface. Eventually minerals cover the electrodes' entire length with a thick coating and little electrical current can pass between them resulting in poor steam output. The humidifier can sense the low amperage and will display the E6 Cylinder Exhausted error code. There are several factors that influence cylinder life.

## Humidity Load and Cylinder Life

Humidity load demands have an effect on cylinder life. Normal installations where humidity capacity is properly sized require only intermittent periods where full humidifier capacity is required. This allows the water level in the cylinder to be increased only as electrode segments become insulated. This tends to maximize cylinder life.

Extraordinary installations that require constant operation at full capacity reduce cylinder life. The water level in the cylinder is, on average, much higher, and the electrodes become completely insulated more quickly. Installations like this may result in cylinder life of less than 1000 hours.



## Maximum Steam Production

Another factor affecting cylinder life is the maximum production setting. A higher production rate will result in a shorter cylinder life. For this reason DS-35 and RS-35 units are preset from the factory at 70%. Further reductions in Maximum Steam Production will extend cylinder life.

## Structures Under Construction

In high end construction projects, humidification is often required while the structure is being finished. Humidification is necessary to protect and stabilize wood floors, trim and decoration. Humidification load, however, in an unfinished structure may be five to eight times higher than when finished. Elite Steam humidifiers may be operated while construction is underway but, reduced cylinder life is to be expected and budgeted for. Good practice dictates that the steam cylinders also be replaced once the project is complete.



## Home Comfort Features

- Multiple Installation Options  
Duct Mount – Room Mount – Remote Mount
- 120V and 230V options
- Self contained immersed electrode design
- Disposable steam generating cylinder
- High water level and foam detection monitoring
- Drain Tempering
- Capacities from 5.5 lbs/hr to 12 lbs/hr
- 20% adjustable capacity from rated max output
- Integrated AHU fan relay for on demand humidification
- LCD display with numerical and icon driven menu
- Constant control monitoring and diagnostics
- Pure sterile steam delivering premium indoor air quality
- E1 Automatic Humidistat



Canadian General Filters, Ltd.  
Toronto Ontario  
www.CGFPProducts.com  
(416) 757-3691

Toll Free (866) 476-5101



General Filters, Inc.  
Novi Michigan  
www.GENERALAir.com