


---

## TECHNICAL SPECIFICATIONS

---

### S5(B,Q)D-KA Series High Efficiency Air Conditioner 13 SEER 1.5 - 5 Ton Capacity

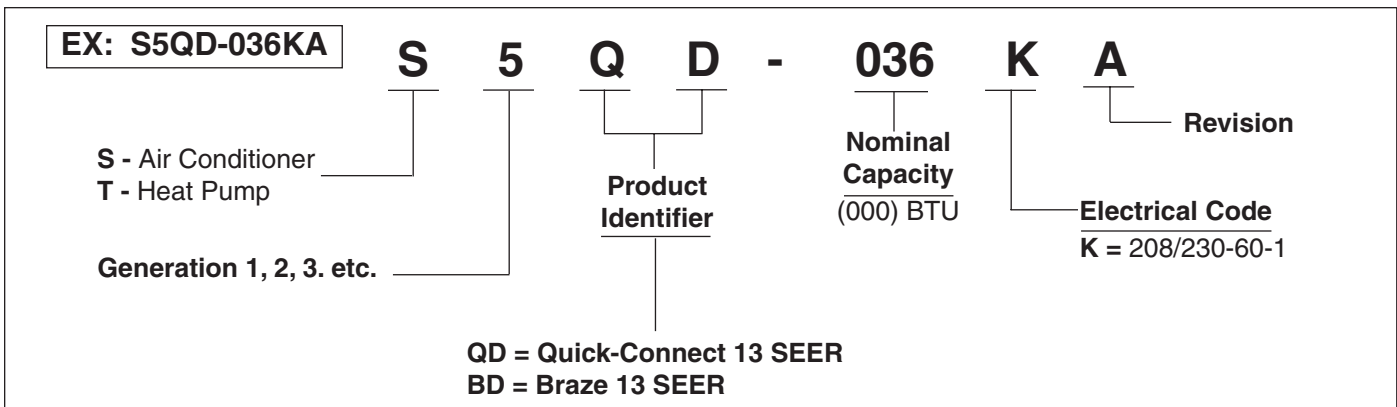
The S5QD Series of air conditioners offers exceptional performance. The unit, when combined with our matched indoor coils, offers a full line of quality, split-system air conditioning systems. Units are ideally sized for manufactured housing applications.



### FEATURES and BENEFITS

- **Designed using galvanized steel** – with a polyester urethane finish. The 950 hour salt spray finish resists corrosion 50% better than comparable units.
- **Copper Tube / Aluminum Fin Coils** – Both indoor and outdoor coils are designed to optimize heat transfer, minimize size and cost, and increase durability and reliability.
- **Permanently Lubricated Motor** – A heavy duty PSC motor for long lasting reliability and quiet operation.
- **Plastic Coated Coil Guard** – A wire guard that will never rust and protects the units coil from being damaged by balls, lawnmowers, etc.
- **Removable Top Grille Assembly** – Allows ease of service from the top without disconnecting fan motor leads.
- **One Piece Top/Orifice** – Designed for maximum airflow and quiet operation.
- **Hail Guard** – Plastic mesh protects coil from hail damage.
- **2-1/2" Pedestal Base** – The sturdy base keeps the bottom of the coil out of harms way. Secondly, the base has weep holes along the edge to allow the water from rain to flow away from the unit.
- **Easy Compressor and Control Access** – Designed to make servicing easier for the contractor, access panels are provided to all controls and the compressor from the side of the unit.
- **Compressor** – All models utilize quiet and efficient Copeland Scroll Compressors.
- **1 Year Limited All Parts and 5 Year Compressor Warranty** – Proven to be a major benefit to the consumer.

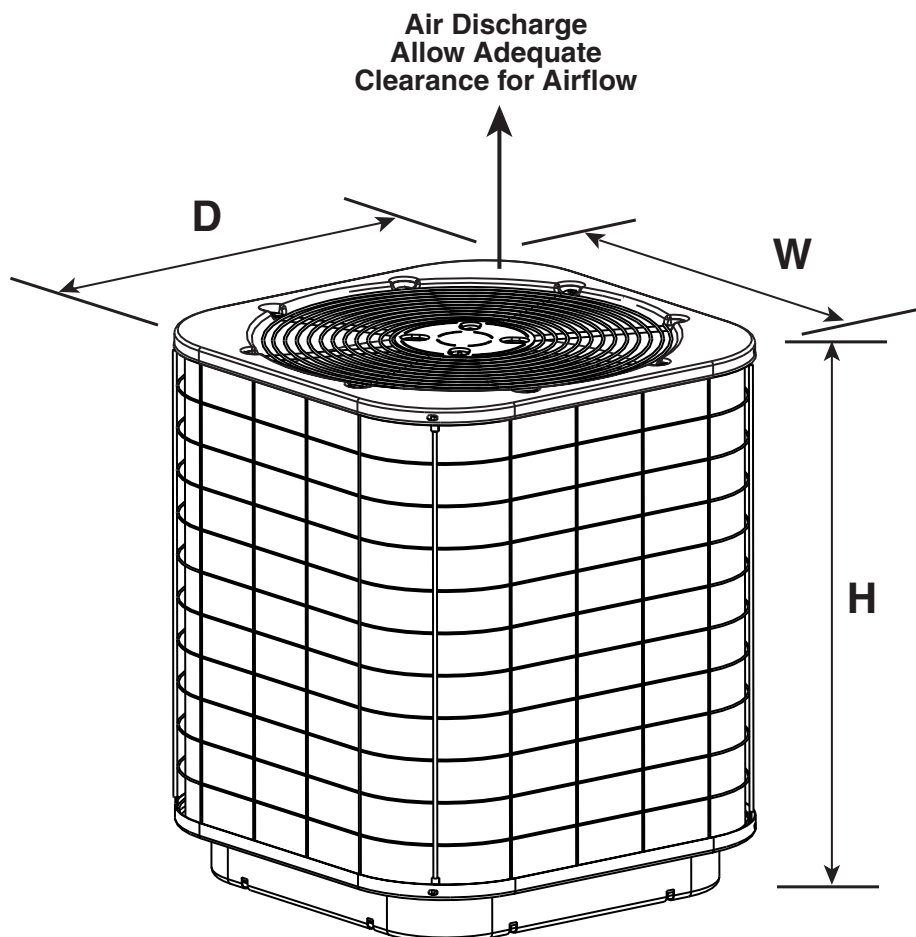
## MODEL IDENTIFICATION CODES



## DIMENSIONS

### AIR CONDITIONER OUTDOOR SECTION

Capacity	018KA	024KA	030KA	036KA	042KA	048KA	060KA
H	22-1/2	26-1/2	34-1/2	34-1/2	30-1/2	30-1/2	42-1/2
W	22-1/2	22-1/2	22-1/2	22-1/2	30-1/2	30-1/2	30-1/2
D	22-1/2	22-1/2	22-1/2	22-1/2	30-1/2	30-1/2	30-1/2



# PHYSICAL AND ELECTRICAL SPECIFICATIONS / OUTDOOR UNITS

## 13 SEER — High Efficiency — Single Phase

Model Number S5(B,Q)D-		018KA	024KA	030KA	036KA	042KA	048KA	060KA	
Electrical Data	Volts-Cycles-Phase (1)	208/230-60-1	208/230-60-1	208/230-60-1	208/230-60-1	208/230-60-1	208/230-60-1	208/230-60-1	
	Total Amps	8.0	11.1	14.8	15.6	16.1	20.6	26.7	
	Delay Fuse Max. (2)	15	20	30	30	30	40	50	
	Min. Circuit Ampacity	10.0	13.7	18.3	19.2	19.8	25.4	33.0	
Component Data	Coil	Area	8.23	9.88	13.22	13.22	17.74	17.74	25.42
		Rows-FPI	1 - 22	1 - 22	1 - 22	1 - 22	1 - 22	1 - 22	1 - 22
		Tube Dia	3/8" O.D.	3/8" O.D.	3/8" O.D.	3/8" O.D.	3/8" O.D.	3/8" O.D.	3/8" O.D.
	Fan Motor	Type	PSC	PSC	PSC	PSC	PSC	PSC	PSC
		Amps	0.34	0.67	0.67	1.20	1.40	1.40	1.40
		HP	1/20	1/10	1/10	1/4	1/4	1/4	1/4
	Fan Blade	Dia-# Blades	18" - 3	18" - 3	18" - 3	18" - 3	24" - 3	24" - 3	24" - 3
		SCFM	1410	1985	3000	3000	4000	4000	4000
	Compressor Data	RLA	9	12	16	16	16	22	28
		LRA	40	54	68	77	77	97	141
Refrigerant suction line- Length/O.D. (Liq. Line All Lengths - 3/8" O.D.)	0-24 ft.	3/4"	3/4"	3/4"	3/4"	7/8"	7/8"	7/8"	
	25-39 ft.	3/4"	3/4"	7/8" (3)	7/8" (3)	7/8"	7/8"	1-1/8" (4)	
	40-75 ft.	3/4"	3/4"	7/8" (3)	7/8" (3)	7/8"	1-1/8" (4)	1-1/8" (4)	
Refrigerant charge in Ounces (Outdoor unit, Indoor Unit 15' Line Set)		78	88	99	110	122	126	160	
Weight Approximate (lbs.)	Net	96	104	112	112	141	161	208	
	Ship	100	108	117	117	147	167	216	

(1) Operating Voltage Range: 187v min. — 253v max.

(2) HACR Type Circuit Breakers may be used.

(3) Requires 7/8" to 3/4" reducer from line to unit.

(4) Requires 7/8" to 1-1/8" reducer from line to unit.

## ACCESSORIES - Condensing Unit

### Start Assist Kit - 912933

Provides additional starting torque for the compressor motor when operating with low line voltage or high operating temperatures.

### Fan Delay Kit

911758 - 80-second fan delay

### INSULATED PRE-CHARGED LINE SETS

A line set consists of a liquid line, an insulated suction line, service gaugeports, and the quick-connect coupling. 15, 20, 25, 30, 40, and 50 ft. lengths are available. Lines are factory pre-charged such that no additional refrigerant charge is required on matched systems.

COPPER WIRE SIZE — AWG (1% Voltage Drop)				
Supply Wire Length-Feet				Supply Circuit Ampacity
200	150	100	50	
6	8	10	14	15
4	6	8	12	20
4	6	8	10	25
4	4	6	10	30
3	4	6	8	35
3	4	6	8	40
2	3	4	6	45
2	3	4	6	50

Wire Size based on N.E.C. for 60° type copper conductors.

# SYSTEM HEATING & COOLING CAPACITIES

## 13 SEER — High Efficiency — Single Phase

Outdoor Unit	Indoor TXV Coil + TDR	Cooling Capacity BTUH	SEER	EER	SCFM
S5BD-018KA	C5(Q,D,B)A-T25U-B	17,700	13.0	11.8	525
S5(B,Q)D-024KA	C5(Q,D,B)A-T25U-B	24,000	13.0	11.8	700
S5(B,Q)D-030KA	C5(Q,D,B)A-T30U-B	28,600	13.0	11.3	890
S5(B,Q)D-036KA	C5(Q,D,B)A-T37U-B	35,800	13.0	11.4	1,080
S5(B,Q)D-042KA	C5(Q,D,B)A-T43U-B	40,000	13.0	11.9	1,400
S5(B,Q)D-048KA	C5B(A,H)-T49(C,U)-C	47,500	13.0	11.9	1,400
S5(B,Q)D-060KA	C5B(A,H)-T60(C,U)-C	57,000	13.0	11.2	1,600

### M1 and M3

Ton	Outdoor Unit	Indoor TXV Coil + TDR	Coil Height	Coleman/Vexar Gas	Cooling Capacity BTUH	SEER	EER
1.5	S5BD-018KA	C5(B,D,Q)A-T25U-B	19	same	17,700	13.0	11.8
2.0	S5(B,Q)D-024KA	C5(B,D,Q)A-T25U-B	19	same	24,000	13.0	11.8
2.5	S5(B,Q)D-030KA	C5(B,D,Q)A-T30U-B	19	same	28,600	13.0	11.3
3.0	S5(B,Q)D-036KA	CM(B,Q)X-36U	18.5	same	35,600	13.0	11.0
3.5	S5(B,Q)D-042KA	CM(B,Q)X-42U	18.5	same	39,500	13.0	11.0
4.0	S5(B,Q)D-048KA	CM(B,Q)X-53U	18.5	same	46,000	13.0	11.0
5.0	S5(B,Q)D-060KA	CM(B,Q)X-53U*	18.5	same	52,000	13.0	11.0

\* Requires 5 ton blower on Med/High.

### E3

Ton	Outdoor Unit	Indoor TXV Coil + TDR	Coil Height	Coleman/Vexar Electric	Cooling Capacity BTUH	SEER	EER
1.5	S5BD-018KA	C5(B,D,Q)A-T25U-B	19	same	17,700	13.0	11.8
2.0	S5(B,Q)D-024KA	C5(B,D,Q)A-T25U-B	19	same	24,000	13.0	11.8
2.5	S5(B,Q)D-030KA	C5(B,D,Q)A-T30U-B	19	same	28,600	13.0	11.3
3.0	S5(B,Q)D-036KA	C5(B,D,Q)A-T37U-B	25	42U	35,800	13.0	11.4
3.5	S5(B,Q)D-042KA	C5(B,D,Q)A-T43U-B	25	42U	40,000	13.0	11.9
4.0	S5(B,Q)D-048KA	CM(B,Q)X-53U	18.5	53U	47,500	13.0	11.9
5.0	S5(B,Q)D-060KA	CM(B,Q)X-53U*	18.5	53U	52,000	13.0	11.0
5.0	S5(B,Q)D-060KA	CM(B,Q)X-55U*	20.5	N/A	53,000	13.0	11.0

\* Requires 5 ton blower on Med/High.

See Current ARI Directory for certified combinations and ratings.

