

Recirculating tankless water heaters for the professional

# ***ProTankless***<sup>™</sup> **GWH 345 ESR** **GWH 450 ESR**

## **Features:**

- ▶ Durable heat exchanger specifically designed for recirculating applications
- ▶ Vents vertically or horizontally with 3" stainless steel (AL29-4C)
- ▶ Direct vent and sealed combustion
- ▶ LCD screen displays temperatures, burner operation, & diagnostic codes
- ▶ Separate temperature controls for domestic water heating & recirculation
- ▶ Available in natural gas (NG) or liquid propane (LP)
- ▶ 10-year limited warranty



## **Heavy Duty Recirculating Water Heaters**



**BOSCH**

Invented for life

# Durable heat exchanger specifically designed for recirculating applications

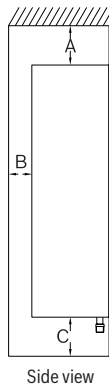
GWH 345/450 ESR Technical Specifications		
	GWH 345 ESR	GWH 450 ESR
Rated Efficiency	82%	81%
Gas Input (BTU/Hr)	95,000	120,000
Maximum Output (BTU/Hr)	77,900	98,400
Minimum Output (BTU/Hr)	23,900	35,500
Water Temp in Heating Circuit*	115° F - 190° F	
Maximum Exhaust Vent Length	39' with one elbow**	
Gas Valve	Modulating	
Ignition	Electronic	
Dimensions	27½" H x 15¾" W x 11¾" D	
Weight	47 lbs.	

\*Temperature setting range \*\* (90° elbow equals 6'; 45° elbow equals 3')


Installation Specifications	
Gas Connection	¾" Male NPT
Water Connections	¾" Male NPT
NG Gas Pressure	Minimum 5.5" WC Maximum 8" WC
LP Gas Pressure	Minimum 11" WC Maximum 14" WC
Electrical Supply	120 VAC – plugs in
Exhaust Vent Size	3" AL 29-4C single wall sealed stainless steel vent pipe (Z-Flex, Protech, Heat Fab)
Intake Vent Size	3" Aluminum Flex, PVC or any other rigid or semi-rigid sealed pipe



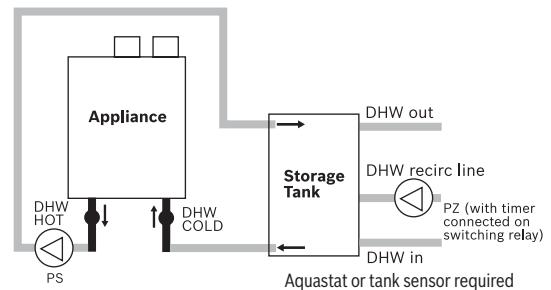
Installation Clearances	
Top (A)	12"
Front (B)	4"
Back	0"
Sides	4"
Floor (C)	12"



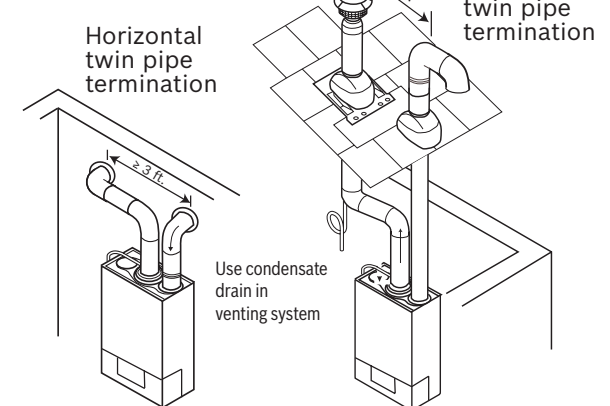
- Part # 345ESR N (Natural Gas)
- Part # 345ESR L (Liquid Propane)
- Part # 450ESR N (Natural Gas)
- Part # 450ESR L (Liquid Propane)



## Tankless Water Heater Application: Direct Tank Load Design



## GWH 345/450 ESR Venting Configurations



NOTE: The distance between the combustion air intake pipe termination and the exhaust pipe termination must be greater than or equal to 3 feet.

**BBT NORTH AMERICA CORPORATION**  
Bosch Group

Bosch Water Heating  
50 Wentworth Avenue  
Londonderry, NH 03053

Telephone: 866.642.3198  
www.boschpro.com



**BOSCH**  
Invented for life