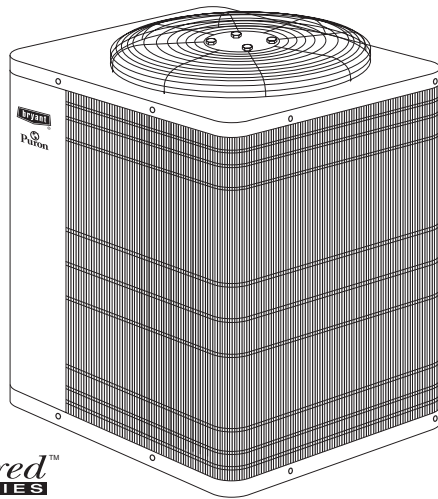




# DELUXE 13 SEER AIR CONDITIONER WITH PURON® REFRIGERANT

# 550A

Sizes 024 thru 060



**Preferred™  
SERIES**

Bryant's Air Conditioners with Puron® refrigerant provide a collection of features unmatched by any other family of equipment. The 550A family has been designed utilizing Bryant's Puron refrigerant. The environmentally sound refrigerant allows you to make a responsible decision in the protection of the earth's ozone layer. Bryant's 550A system meets the Energy Star® guidelines for energy efficiency.

## FEATURES

**Puron Environmentally Sound Refrigerant**—Is Bryant's refrigerant designed to help protect the environment. Puron is an HFC refrigerant which does not contain chlorine that can harm the ozone layer. The most important advantage of Puron refrigerant is that it has not been banned in future air conditioning systems as the traditional refrigerant R-22 has been. Puron refrigerant is in service in thousands of systems proving highly reliable, environmentally sound performance.

**Bryant's Evolution™ Controls**—These industry-leading controls, when installed with Bryant's Perfect Humidity™ variable-speed furnaces or fan coils, provide the homeowner with:

- unparalleled control of temperature, humidity, indoor air quality, and zoning
- unprecedented ease of use
- simple operation through on-screen, text-based service reminders

Optional remote access through telephone or Internet is also available when combined with a remote connectivity kit.

**Heavy Duty Inlet Grille**—The DuraGuard™ coil protector, made of a coated steel wire grid with vertical 3/8 in. spacing, is designed to help protect the coil from inclement weather, vandalism, and incidental damage. It provides protection while not restricting airflow and maintaining ease of coil inspection and cleaning.

**High Efficiency Performance**—Is delivered through a combination of features including Bryant's Puron refrigerant, unique scroll compressor, and advanced heat transfer surfaces. Efficiency ratings are 13 SEER (Seasonal Energy Efficiency Ratio) with enhanced ratings of up to 14.5 SEER. Sophisticated heat transfer surfaces utilized in Bryant's 550A design allow heat to easily be transferred to the outdoor air and require less energy. The unique scroll compressor found in the 550A design performs quietly and adds to the overall efficiency of the system. For improved serviceability, all models are equipped with a compressor terminal plug. Finally, Bryant's Puron refrigerant operates more efficiently than ordinary R-22 refrigerant found in other systems. The efficiency levels provided by the 550A provide end users with lower costs of operation than traditional air conditioning systems.

**Assured Future Service**—By utilizing the environmentally sound refrigerant, Puron, 550A models will remain serviceable well into the future. The Clean Air Act of 1990 has placed a cap

on production of most other refrigerants which has scheduled reductions beginning in 2004. The resulting cap in production ultimately results in a complete ban on many other refrigerants in new equipment by the year 2010. These changes required by federal law, mean the supply of other refrigerants may be limited in the near future making Puron refrigerant the correct choice when considering long term serviceability.

**Highly Reliable Performance**—Is delivered through the superior design of the system and componentry. The reliability of the 550A models has been proven to provide the lowest incidence of warranty service of any product in the Bryant family in the past three years of service. Long term reliability is assured through the use of both high and low pressure switches which will not allow the system to operate in the event of a significant change in operating pressure. In doing this, the system is protected from damage if an unusual condition arises. Finally, Bryant includes a special liquid line filter drier designed to trap moisture and contaminants which could otherwise shorten the life of the system.

**Bryant's AeroQuiet System**—Is one of the most sought after features of the 550A family. Extremely low operating sound is the result of special attention to the air moving through the outdoor unit, a specially designed sound enclosure surrounding the compressor, and an exclusive laminated plate beneath the compressor to eliminate sound transmission to the rest of the system.

**Application Versatility**—Bryant's systems utilizing Puron refrigerant have the same application guidelines as other systems. Applications which include long line sets (50 to 175 ft) or applications which require the system to operate at low outdoor temperatures (below 55°F) are approved under Bryant's standard guidelines.

**Bryant Coils and Fan Coils to Complete the System**—Bryant specially designs both the outdoor product and indoor coil products to operate with assured reliability and performance. A wide range of indoor coil options are listed in the ratings sections of this publication.

**Special Protective Devices**—High and low pressure switches and internal protection in the compressor including temperature and current sensing overloads prevent operation under potentially damaging circumstances. A special liquid line filter drier designed to trap nearly 4 times the volume of contaminants of standard driers provides superior protection from moisture trapped in the system.

**Electrical Range**—208/230v, single phase.

**Wide Range of Sizes**—Available in six sizes; 2, 2-1/2, 3, 3-1/2, 4, and 5 ton.

**Cabinet**—Galvanized steel is coated with powder paint to provide superior long-lasting protection and appearance.

**Totally Enclosed Fan Motor**—Protected from adverse weather conditions.

**Unit Design**—Enhanced copper and aluminum heat transfer surfaces with vertical air discharge to direct air up and away from the area.

**External Service Valves**—Both service valves are back seating type valves which are externally located. These unique valves allow service technicians to evacuate or charge the system in less time than standard service valves.

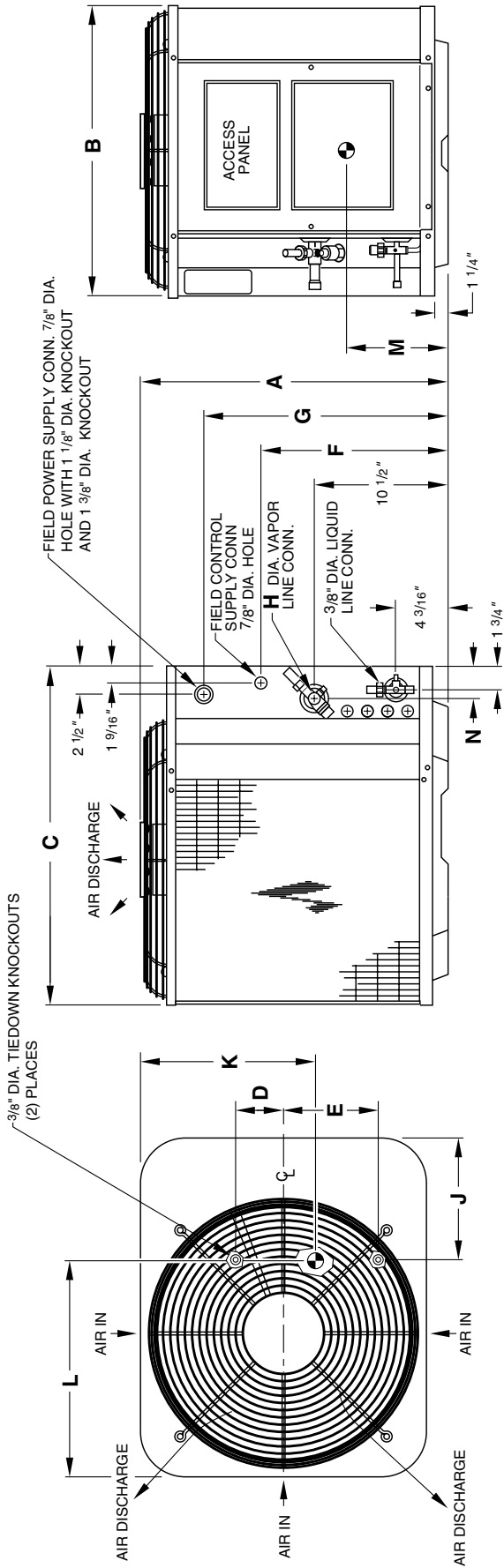
**Easy Serviceability**—Removal of one panel provides access to both electrical and refrigerant carrying components simplifying installation and service.

**Agency Approvals**—550A models are listed with UL (U.S. and Canada), ARI, and CEC. Special endorsements have also been awarded these products by Energy Star® which recognizes energy efficient products.

**Limited Warranty**—A standard five year warranty on parts with extended warranty coverage on the compressor for a total of 10 years. A five year warranty is offered on the outdoor coil. Optional warranties are available through your Bryant distributor.

Form No. PDS 550A.24.10

# DIMENSIONS



## NOTES:

1. ALLOW 30" CLEARANCE TO SERVICE SIDE OF UNIT, 48" ABOVE UNIT, 6" ON ONE SIDE, 12" ON REMAINING SIDE, AND 24" BETWEEN UNITS FOR PROPER AIRFLOW.
2. MINIMUM OUTDOOR OPERATING AMBIENT IN COOLING MODE IS 55°F, (UNLESS LOW AMBIENT CONTROL IS USED) MAX. 125°F.
3. SERIES DESIGNATION IS THE 14TH POSITION OF THE UNIT MODEL NUMBER.
4. CENTER OF GRAVITY

A99067

## DIMENSIONS (IN.)

UNIT SIZE	SERIES	UNIT DIMENSIONS														MINIMUM MOUNTING PAD DIMENSIONS
		A	B	C	D	E	F	G	H	J	K	L	M	N		
024	G	27-13/16	30	33	5-1/16	9-11/16	15-15/16	22-3/8	5/8	8-3/16	17	19-3/4	13	2-15/16	26 x 32	
030	F	27-13/16	30	33	5-1/16	9-11/16	15-15/16	22-3/8	3/4	8-3/16	18-1/2	19-3/4	13	2-15/16	26 x 32	
036	F, G	33-13/16	30	33	5-1/16	9-11/16	21-15/16	28-3/8	3/4	8-3/16	17	19-3/4	15-3/4	2-15/16	26 x 32	
042	F	39-13/16	30	33	5-1/16	9-11/16	27-15/16	34-3/8	7/8	8-3/16	17-3/4	19	17-3/4	2-15/16	26 x 32	
048	F	39-13/16	30	33	5-1/16	9-11/16	27-15/16	34-3/8	7/8	8-3/16	16-3/4	19-1/2	17-1/4	2-15/16	26 x 32	
060	H	39-13/16	30	33	5-1/16	9-11/16	27-15/16	34-3/8	7/8	8-3/16	16-1/2	19	16-3/4	2-15/16	26 x 32	

## RECOMMENDED TUBE DIAMETERS

UNIT SIZE	Liquid Tube Diameter (In.)		Vapor Tube Diameter (In.)	
	0 to 50 Ft Tube Length	Long-Line Applications*	0 to 50 Ft Tube Length	Long-Line Applications* (Maximum Diameter)
024	3/8	3/8	5/8	7/8
030, 036			3/4	7/8
042, 048			7/8	1-1/8
060			1-1/8	1-1/8

\* For tube sets greater than 50 ft horizontal and/or 20 ft vertical differential, consult Residential Split System Application Guideline and Service Manual.

### CHECK-FLO-RATER® PISTON

UNIT SIZE-SERIES	PISTON* IDENTIFICATION NO.
024-G	55
030-F	63
036-F, G	70
042-F	73
048-F	78
060-H	TXV

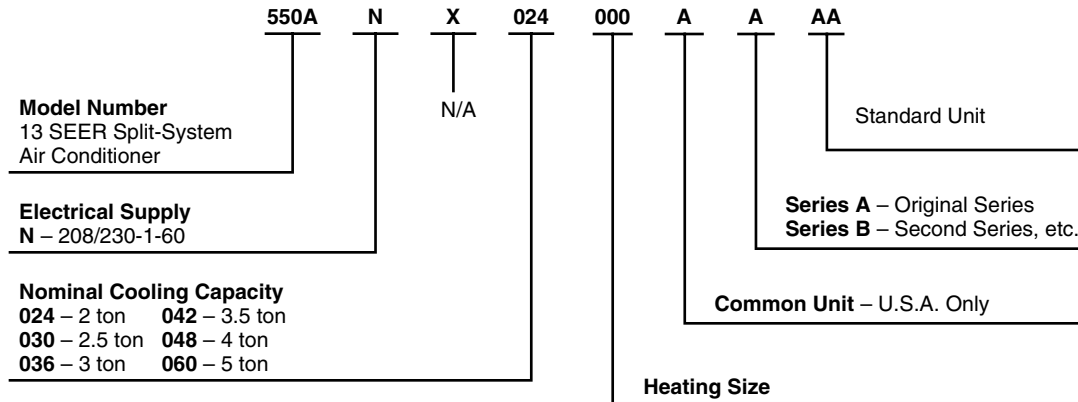
\*Piston listed is for any approved non-capillary tube coil combination. Piston is shipped with outdoor unit and must be installed in an approved indoor coil.

### CHARGING SUBCOOLING (TXV-TYPE EXPANSION DEVICE\*)

UNIT SIZE-SERIES	REQUIRED SUBCOOLING (°F)
024-G	10
030-F	12
036-F, G	11
042-F	12
048-F	11
060-H	12

\* Must be a Puron® approved hard shutoff TXV.

### MODEL NUMBER NOMENCLATURE



**CERTIFICATION APPLIES ONLY WHEN THE COMPLETE SYSTEM IS LISTED WITH ARI.**



★ As an ENERGY STAR® partner, Bryant Heating & Cooling Systems has determined that this product meets the ENERGY STAR® guidelines for energy efficiency.



**REGISTERED QUALITY SYSTEM**

APPROVALS  
ISO 9001  
EN 29001  
BS 5750 PART 1  
ANSI/ASQC Q91

\*Refer to the combination ratings in the Product Data Sheet for system combinations meeting ENERGY STAR® efficiency standards.

# SPECIFICATIONS

UNIT SIZE-SERIES	024-G	030-F	036-F/G
Operating Weight (Lb)	214	202	237
<b>ELECTRICAL</b>			
Unit Volts—Hertz—Phase	208/230—60—1		
Operating Voltage Range*	187—253		
Compressor— Rated Load Amps	12.8	14.7	15.4/16.7
Locked Rotor Amps	60.0	72.5	83.0/79.0
Condenser Fan Motor—Full Load Amps	0.80	0.80	1.1
Min Unit Ampacity for Wire Sizing	16.8	19.2	20.2/22.0
Min Wire Size (60°C Copper) AWG†	14	14	12
Min Wire Size (75°C Copper) AWG†	14	14	12
Max Wire Length (Ft) (60°C Copper)‡	46	41	62/57
Max Wire Length (Ft) (75°C Copper)‡	44	39	59/54
Max Branch Circuit Fuse or Circuit Breaker Size (Amps)	25	30	30
<b>COMPRESSOR &amp; REFRIGERANT</b>			
Compressor— Type	Scroll		
Temperature & Current Protection	Internal Line Break		
Refrigerant— Type	Puron® (R-410A)		
Amount (Lb)	5.50	6.00	6.88
<b>CONDENSER COIL &amp; FAN</b>			
Coil Face Area (Sq Ft)	12.2	12.2	15.2
Fins per In.—Rows—Circuits	25—1—2	25—1—2	25—1—2
Fan Motor—HP (PSC) & RPM	1/8 & 825	1/8 & 825	1/5 & 825
Volts—Hertz—Phase	208/230—60—1		
Condenser Airflow (CFM)	2400	2400	2800
<b>OPTIONAL EQUIPMENT</b>			
Support Feet	KSASF0101AAA		
Coastal Filter	KAACF0801MED		
Time Delay Relay	KAATD0101TDR		
Cycle Protector	KSACY0101AAA		
Crankcase Heater	KAACH1201AAA		
Start Assist—Capacitor/Relay Type	KSAHS1501AAA		
Start Assist—PTC Type	Standard	KAACS0201PTC	
TXV (Hard Shutoff)	KSATX0201PUR		KSATX0301PUR
Piston Body	KSAPX0101PIS		
Filter Drier (Suction Line)	KH45LG140 (RCD)		
Evaporator Freeze Thermostat**	KAAFT0101AAA		
Liquid-Line Solenoid Valve	KAALS0201LLS		
Winter Start Control**	KAAWS0101AAA		
Low-Ambient Pressure Switch	KSALA0301410		
MotorMaster® Low-Ambient Controller ††	KSALA0401AAA		
Ball Bearing Fan Motor	HC38GE231 (RCD)		
Thermidstat™ Control— Programmable Thermostat with Humidity Control	TSTATBBPRH01-B		
Thermostat—Auto Changeover, 7-Day Programmable, °F/°C, 1-Stage Heat, 1-Stage Cool	TSTATBBPAC01-B		
Thermostat—Auto Changeover, Non-Programmable, °F/°C, 1-Stage Heat, 1-Stage Cool	TSTATBBNAC01-C		
Thermostat—Manual Changeover 5-2 Day Programmable, °F/°C, 1-Stage Heat, 1-Stage Cool	TSTATBBSAC01		
Builder's Thermostat—Manual Changeover, Non-Programmable, °F/°C, 1-Stage Heat, 1-Stage Cool	TSTATBBBAC01-B		
Outdoor Air Temperature Sensor	TSTATXXSEN01-B		
Backplate for Non-Programmable Thermostat	TSTATXXNBP01		
Backplate for Programmable Thermostat	TSTATXXPBP01		
Backplate for Builder's Thermostat	TSTATXXBBP01		
Backplate for Standard Thermostat	TSTATXXSBP01		
Thermostat Conversion Kit (4 to 5 wire)—10 Pack	TSTATXXCNV10		
Evolution Controls	See chart.		

See notes on page 5.

## SPECIFICATIONS Continued

UNIT SIZE-SERIES	042-F	048-F	060-H
Operating Weight (Lb)	247	295	331
<b>ELECTRICAL</b>			
Unit Volts—Hertz—Phase	208/230—60—1		
Operating Voltage Range*	187—253		
Compressor— Rated Load Amps	18.6	20.5	27.6
Locked Rotor Amps	105.0	109.0	158.0
Condenser Fan Motor—Full Load Amps	1.1	1.4	1.4
Min Unit Ampacity for Wire Sizing	24.4	27.0	35.9
Min Wire Size (60°C Copper) AWG†	10	10	8
Min Wire Size (75°C Copper) AWG†	10	10	8
Max Wire Length (Ft) (60°C Copper)‡	80	73	85
Max Wire Length (Ft) (75°C Copper)‡	76	70	80
Max Branch Circuit Fuse or Circuit Breaker Size (Amps)	40	40	60
<b>COMPRESSOR &amp; REFRIGERANT</b>			
Compressor— Type	Scroll		
Temperature & Current Protection	Internal Line Break		
Refrigerant— Type	Puron® (R-410A)		
Amount (Lb)	8.75	10.13	11.50
<b>CONDENSER COIL &amp; FAN</b>			
Coil Face Area (Sq Ft)	18.2	18.2	18.2
Fins per In.—Rows—Circuits	25—1—3	20—2—5	20—2—5
Fan Motor—HP (PSC) & RPM	1/5 & 825	1/4 & 1125	1/4 & 1125
Volts—Hertz—Phase	208/230—60—1		
Condenser Airflow (CFM)	2800	3400	3400
<b>OPTIONAL EQUIPMENT</b>			
Support Feet	KSASF0101AAA		
Coastal Filter	KAACF0801MED		
Time Delay Relay	KAATD0101TDR		
Cycle Protector	KSACY0101AAA		
Crankcase Heater	KAACH1201AAA		
Start Assist—Capacitor/Relay Type	KSAHS1501AAA	KSAHS1601AAA	
Start Assist—PTC Type	KAACS0201PTC		
TXV (Hard Shutoff)	KSATX0301PUR	KSATX0401PUR	KSATX0501PUR
Piston Body	KSAPX0101PIS		
Filter Drier (Suction Line)	KH45LG141 (RCD)		
Evaporator Freeze Thermostat**	KAAFT0101AAA		
Liquid-Line Solenoid Valve	KAALS0201LLS		
Winter Start Control**	KAAWS0101AAA		
Low-Ambient Pressure Switch	KSALA0301410		
MotorMaster® Low-Ambient Controller ††	KSALA0401AAA		
Ball Bearing Fan Motor	HC38GE231 (RCD)	HC40GE232 (RCD)	
Thermidist™ Control— Programmable Thermostat with Humidity Control	TSTATBBPRH01-B		
Thermostat—Auto Changeover, 7-Day Programmable, °F/°C, 1-Stage Heat, 1-Stage Cool	TSTATBBPAC01-B		
Thermostat—Auto Changeover, Non-Programmable, °F/°C, 1-Stage Heat, 1-Stage Cool	TSTATBBNAC01-C		
Thermostat—Manual Changeover, 5-2 Day Programmable, °F/°C, 1-Stage Heat, 1-Stage Cool	TSTATBBSAC01		
Builder's Thermostat—Manual Changeover, Non-Programmable, °F/°C, 1-Stage Heat, 1-Stage Cool	TSTATBBBAC01-B		
Outdoor Air Temperature Sensor	TSTATXXSEN01-B		
Backplate for Non-Programmable Thermostat	TSTATXXNBP01		
Backplate for Programmable Thermostat	TSTATXXPBP01		
Backplate for Builder's Thermostat	TSTATXXBBP01		
Backplate for Standard Thermostat	TSTATXXSBP01		
Thermostat Conversion Kit (4 to 5 wire)—10 Pack	TSTATXXCNV10		
Evolution Controls	See chart.		

\* Permissible limits of the voltage range at which the unit will operate satisfactorily. Operation outside these limits may result in unit failure.

† If wire is applied at ambient greater than 30°C (86°F), consult Table 310-16 of the NEC (ANSI/NFPA 70).

The ampacity of nonmetallic-sheathed cable (NM), trade name ROMEX, shall be that of 60°C (140°F) conductors, per the NEC (ANSI/NFPA 70) Article 336-26. If other than uncoated (non-plated), 60 or 75°C (140 or 167°F) insulation, copper wire (solid wire for 10 AWG and smaller, stranded wire for larger than 10 AWG) is used, consult applicable tables of the NEC (ANSI/NFPA 70).

‡ Length shown is as measured 1 way along wire path between unit and service panel for a voltage drop not to exceed 2%.

\*\* See low-ambient controller Installation Instructions for application.

†† Fan motor with ball bearings required.

N/A — Not Applicable.

**NOTE:** Copper wire must be used from service disconnect to unit. All motors/compressors contain internal overload protection.

## EVOLUTION™\* CONTROLS

DESCRIPTION	ACCESSORY
Evolution Control Deluxe 7-Day Programmable (Wall-mounted system control.)	SYSTXBBUID01
<b>Z</b> Evolution Zone Control Deluxe Zoning 7-Day Programmable (Wall-mounted control for a multi-zone system.)	SYSTXBBUIZ01
<b>O</b> Evolution 4-Zone Damper Control Module (Wall-mounted control for a four-zone system.)	SYSTXBB4ZC01
<b>N</b> Evolution Smart Sensor (Optional wall control used to monitor temperature and/or fan control in an individual zone.)	SYSTXBBSMS01
<b>I</b> Evolution Remote Room Sensor (Monitors temperature in an individual zone.)	SYSTXBBRRS01
<b>N</b> Evolution System Access Module (Hardware for wireless access and control via phone or internet.)	SYSTXBBSAM01
<b>G</b> Evolution Network Interface Module (Connects Heat Recovery or Energy Recovery Ventilators or older two-speed outdoor models to system.)	SYSTXBBNIM01†
Back Plate for Evolution Control (Decorative wall plate.)	SYSTXXBPU01

\* When applied with Bryant's Perfect Humidity™ series 355, 315 and FE Indoor Models.

† Must be installed in Dual-Fuel Evolution system applications.

### ACCESSORY USAGE GUIDELINE

ACCESSORY	REQUIRED FOR LOW-AMBIENT APPLICATIONS (Below 55°F)	REQUIRED FOR LONG-LINE APPLICATIONS* (Over 50 Ft)	REQUIRED FOR SEA COAST APPLICATIONS (Within 2 Miles)
Crankcase Heater	Yes	Yes	No
Evaporator Freeze Thermostat	Yes	No	No
Winter Start Control	Yes†	No	No
Accumulator	No	No	No
Compressor Start Assist Capacitor and Relay	Yes	Yes	No
MotorMaster® Low-Ambient Controller or Low-Ambient Pressure Switch	Yes	No	No
Wind Baffle	See Low-Ambient Instructions	No	No
Coastal Filter	No	No	Yes
Support Feet	Recommended	No	Recommended
Liquid-Line Solenoid Valve or Hard Shutoff TXV	No	See Long-Line Application Guideline	No
Ball Bearing Fan Motor	Yes‡	No	No

\* For tubing line sets greater than 50 ft horizontal and/or 20 ft vertical differential, refer to Residential Split-System Long-Line Application Guideline and Service Manual.

† Only when low-pressure switch is used.

‡ Required for MotorMaster® Control only.

### ACCESSORY DESCRIPTION AND USAGE (Listed Alphabetically)

#### 1. Ball-Bearing Fan Motor

A fan motor with ball bearings which permits speed reduction while maintaining bearing lubrication.

Usage Guideline:

Required on all units when low-ambient controller (full modulation feature) or MotorMaster®—Low-Ambient Controller is installed.

#### 2. Coastal Filter

A mesh screen inserted under the top cover and inside the base pan to protect the condenser coil from salt damage without restricting airflow.

#### 3. Compressor Start Assist – Capacitor and Relay

Start capacitor and relay gives a "hard" boost to compressor motor at each start up.

Usage Guideline:

Required for reciprocating compressors in the following applications:

- Long line
- Low ambient
- Hard shut off expansion valve on indoor coil
- Liquid line solenoid on indoor coil

Required for scroll compressors in the following applications:

- Long line
- Low ambient

Suggested for all compressors in areas with a history of low voltage problems.

#### 4. Compressor Start Assist — PTC Type

Solid state electrical device which gives a "soft" boost to the reciprocating compressor at each start-up.

Usage Guideline:

Suggested in installations with marginal power supply.

## ACCESSORY DESCRIPTION AND USAGE (Listed Alphabetically)

### 5. Crankcase Heater

An electric resistance heater which mounts to the base of the compressor to keep the lubricant warm during off cycles. Improves compressor lubrication on restart and minimizes the chance of liquid slugging.

Usage Guideline:

- Required in low ambient applications.
- Required in long line applications.
- Suggested in all commercial applications.

### 6. Evaporator Freeze Thermostat

An SPST temperature-actuated switch that stops unit operation when evaporator reaches freeze-up conditions.

Usage Guideline:

- Required when low ambient kit has been added.

### 7. Liquid-Line Solenoid Valve (LLS)

This device serves two purposes. It is an electrically operated shutoff valve which stops and starts refrigerant liquid flow in response to compressor operation. It maintains a column of refrigerant liquid ready for action at next compressor operation cycle. It also provides system protection against off-cycle refrigerant migration.

**Note:** When LLS is used with reciprocating compressors, Compressor Start Assist — Capacitor and Relay is required.

Usage Guideline:

- Required in air conditioner long line applications with a piston indoor metering device to prevent off cycle refrigerant migration. A hard shut off TXV can be used instead of an LLS in single flow air conditioner applications. See Long Line Application Guideline.

### 8. MotorMaster®—Low-Ambient Controller

A fan-speed control device activated by a temperature sensor, designed to control condenser fan motor speed in response to the saturated, condensing temperature during operation in cooling mode only. For outdoor temperatures down to  $-20^{\circ}\text{F}$  ( $-28.9^{\circ}\text{C}$ ), it maintains condensing temperature at  $100^{\circ}\text{F} \pm 10^{\circ}\text{F}$  ( $37.8^{\circ}\text{C} \pm 12.8^{\circ}\text{C}$ ).

Usage Guideline:

- A MotorMaster®—Low Ambient Controller or Low-Ambient Pressure Switch must be used when cooling operation is used at outdoor temperatures below  $55^{\circ}\text{F}$  ( $12.8^{\circ}\text{C}$ ).
- Suggested for all commercial applications.

### 9. Outdoor Air Temperature Sensor

Designed for use with Bryant Thermostats listed in this publication. This device enables the thermostat to display the outdoor temperature. This device also is required to enable special thermostat features such as auxiliary heat lock out.

Usage Guideline:

- Suggested for all Bryant thermostats listed in this publication.

### 10. Sound Hood

Wraparound sound reducing cover for the compressor. Reduces the sound level by about 2 dBA.

Usage Guideline:

- Suggested when unit is installed closer than 15 ft to quiet areas—bedrooms, etc.
- Suggested when unit is installed between two houses less than 10 ft apart.

### 11. Support Feet

Four stick-on plastic feet that raise the unit 4 in. above the mounting pad. This allows sand, dirt, and other debris to be flushed from the unit base, minimizing corrosion.

Usage Guideline:

- Suggested in the following applications:
  - Coastal installations.
  - Windy areas or where debris is normally circulating.
  - Rooftop installations.
  - For improved sound ratings.

### 12. Thermostatic Expansion Valve (TXV)

A modulating flow-control valve which meters refrigerant liquid flow rate into the evaporator in response to the superheat of the refrigerant gas leaving the evaporator. Kit includes valve, adapter tubes, and external equalizer tube. Hard shut off types are available.

**Note:** When using a hard shut off TXV with single phase reciprocating compressors, a Compressor Start Assist — Capacitor and Relay is required.

Usage Guideline:

- Required to achieve ARI ratings in certain equipment combinations. Refer to combination ratings.
- Hard shut off TXV or LLS required in air conditioner long line applications
- Required for use on all zoning systems.

### 13. Time-Delay Relay

An SPST delay relay which briefly continues operation of indoor blower motor to provide additional cooling after the compressor cycles off.

**Note:** Most indoor unit controls include this feature. For those that do not, use the guideline below.

Usage Guideline:

- For improved efficiency ratings for certain combinations of indoor and outdoor units. Refer to ARI Unitary Directory..

## A-WTD. SOUND POWER (dBA)

UNIT SIZE-SERIES	STANDARD RATING	TYPICAL OCTAVE BAND SPECTRUM (without tone adjustment)						
		125	250	500	1000	2000	4000	8000
024-G	72	61.0	60.5	63.5	66.5	63.0	57.0	49.5
030-F	70	57.5	60.0	64.0	66.0	62.0	58.5	53.5
036-F, G	72	58.5	60.5	65.0	65.0	62.0	59.0	52.5
042-F	72	55.5	62.5	66	65.5	63.5	62.0	55.5
048-F	76	62.0	67.5	70.0	69.5	67.5	66.0	60.5
060-H	78	66.0	68.0	71.5	72.5	70.5	65.0	59.5

**NOTE:** Tested in accordance with ARI standard 270.95. (Not listed with ARI.)

## COMBINATION RATINGS

UNIT SIZE-SERIES	INDOOR MODEL	TOT. CAP. BTUH	FACTORY- SUPPLIED ENHANCE- MENT	SEER			EER	
				Standard Rating	Bryant Gas Furnace or Accessory TDR†	Accessory Puron TXV‡		
024-G	*CC5A/CD5AA030	23,000	NONE	—	13.00	13.00	11.25	
	CC5A/CD5AA024	22,800	NONE	—	12.50	12.50	11.15	
	CC5A/CD5AW024	22,800	NONE	—	12.50	12.50	11.15	
	CC5A/CD5AW030	23,000	NONE	—	13.00	13.00	11.25	
	CE3AA024	22,800	NONE	—	12.50	12.50	11.25	
	CE3AA030	23,000	NONE	—	13.00	13.00	11.35	
	CF5AA024	22,800	NONE	—	12.50	12.50	11.15	
	CK3BA024	22,800	NONE	—	12.50	12.50	11.30	
	CK3BA030	23,000	NONE	—	13.00	13.00	11.35	
	CK5A/CK5BA024	22,800	NONE	—	12.50	12.50	11.30	
	CK5A/CK5BA030	23,000	NONE	—	13.00	13.00	11.35	
	CK5A/CK5BW024	22,800	NONE	—	12.50	12.50	11.30	
	CK5A/CK5BW030	23,000	NONE	—	13.00	13.00	11.35	
	CK5PA024	22,800	TXV	—	12.50	—	11.30	
	CK5PA030	23,000	TXV	—	13.00	—	11.35	
	CK5PW024	22,800	TXV	—	12.50	—	11.30	
	CK5PW030	23,000	TXV	—	13.00	—	11.35	
	F(A,B)4BN(F,C)024	23,000	TDR	13.00	—	13.00	11.40	
	F(A,B)4BN(F,C)030	23,400	TDR	13.00	—	13.00	11.50	
	FC4CNF024	23,000	TDR&TXV	13.00	—	—	11.40	
	FC4CNF030	23,400	TDR&TXV	13.00	—	—	11.55	
	FE4ANF002	23,600	TDR&TXV	14.50	—	—	12.85	
	FE4ANF003	23,600	TDR&TXV	14.50	—	—	13.00	
	FF1DNA024	23,000	TDR	12.50	—	12.50	11.20	
	FF1DNA030	23,400	TDR	13.00	—	13.00	11.35	
	FF1DNE024	23,000	TDR&TXV	12.50	—	—	11.20	
	FF1DNE030	23,400	TDR&TXV	13.00	—	—	11.35	
	FG3AAA024	22,000	NONE	—	12.50	12.50	11.00	
	FK4DNF001	23,400	TDR&TXV	14.00	—	—	12.65	
	FK4DNF002	23,600	TDR&TXV	14.50	—	—	12.85	
	FK4DNF003	23,600	TDR&TXV	14.50	—	—	13.00	
	FV4BNF002	23,600	TDR&TXV	14.50	—	—	12.85	
	FV4BNF003	23,600	TDR&TXV	14.50	—	—	13.00	
	FX4BNF030	23,400	TDR&TXV	13.00	—	—	11.70	
	<b>COILS + 315(A,J)AV036070 VARIABLE-SPEED FURNACE</b>							
		CC5A/CD5AA024	22,400	TDR	14.00	—	14.00	12.15
		CC5A/CD5AA030	22,800	TDR	14.00	—	14.00	12.35
		CC5A/CD5AW024	22,400	TDR	14.00	—	14.00	12.20
		CC5A/CD5AW030	22,800	TDR	14.00	—	14.00	12.35
		CE3AA024	22,400	TDR	14.00	—	14.00	12.25
		CE3AA030	22,800	TDR	14.00	—	14.00	12.45
		CK3BA024	22,400	TDR	14.00	—	14.00	12.50
		CK3BA030	22,800	TDR	14.00	—	14.00	12.55
		CK5A/CK5BA024	22,400	TDR	14.00	—	14.00	12.35
	CK5A/CK5BA030	22,800	TDR	14.00	—	14.00	12.45	
	CK5A/CK5BW024	22,400	TDR	14.00	—	14.00	12.35	
	CK5A/CK5BW030	22,800	TDR	14.00	—	14.00	12.50	
	CK5PA024	22,400	TDR&TXV	14.00	—	—	12.25	
	CK5PA030	22,800	TDR&TXV	14.00	—	—	12.35	
	CK5PW024	22,400	TDR&TXV	14.00	—	—	12.25	
	CK5PW030	22,800	TDR&TXV	14.00	—	—	12.40	
<b>COILS + 315(A,J)AV048090 VARIABLE-SPEED FURNACE</b>								
	CC5A/CD5AA024	22,400	TDR	14.00	—	14.00	12.25	
	CC5A/CD5AA030	22,800	TDR	14.00	—	14.00	12.50	
	CC5A/CD5AW024	22,400	TDR	14.00	—	14.00	12.35	
	CC5A/CD5AW030	22,800	TDR	14.00	—	14.00	12.50	
	CE3AA024	22,400	TDR	14.00	—	14.00	12.35	
	CE3AA030	22,800	TDR	14.00	—	14.00	12.55	
	CK3BA024	22,400	TDR	14.00	—	14.00	12.60	
	CK3BA030	22,800	TDR	14.00	—	14.00	12.65	
	CK5A/CK5BA024	22,400	TDR	14.00	—	14.00	12.45	
	CK5A/CK5BA030	22,800	TDR	14.00	—	14.00	12.55	
	CK5A/CK5BW024	22,400	TDR	14.00	—	14.00	12.45	
	CK5A/CK5BW030	22,800	TDR	14.00	—	14.00	12.60	
	CK5PA024	22,400	TDR&TXV	14.00	—	—	12.35	
	CK5PA030	22,800	TDR&TXV	14.00	—	—	12.50	
	CK5PW024	22,400	TDR&TXV	14.00	—	—	12.40	
	CK5PW030	22,800	TDR&TXV	14.00	—	—	12.55	
<b>COILS + 315(A,J)AV060110 VARIABLE-SPEED FURNACE</b>								
	CC5A/CD5AW024	22,400	TDR	14.00	—	14.00	12.25	
	CC5A/CD5AW030	22,800	TDR	14.00	—	14.00	12.40	
	CE3AA024	22,400	TDR	14.00	—	14.00	12.20	
	CE3AA030	22,800	TDR	14.00	—	14.00	12.50	
	CK3BA024	22,400	TDR	14.00	—	14.00	12.55	
	CK3BA030	22,800	TDR	14.00	—	14.00	12.60	
	CK5A/CK5BW024	22,400	TDR	14.00	—	14.00	12.35	
	CK5A/CK5BW030	22,800	TDR	14.00	—	14.00	12.55	
	CK5PW024	22,400	TDR&TXV	14.00	—	—	12.30	
	CK5PW030	22,800	TDR&TXV	14.00	—	—	12.45	
<b>COILS + 315(A,J)AV066135 VARIABLE-SPEED FURNACE</b>								
	CE3AA024	22,400	TDR	14.00	—	14.00	12.25	
	CE3AA030	22,800	TDR	14.00	—	14.00	12.50	

See notes on page 22.



**COMBINATION RATINGS Continued**

UNIT SIZE-SERIES	INDOOR MODEL	TOT. CAP. BTUH	FACTORY- SUPPLIED ENHANCE- MENT	SEER			EER	
				Standard Rating	Bryant Gas Furnace or Accessory TDR†	Accessory Puron TXV‡		
024-G	<b>COILS + 315(A,J)AV066155 VARIABLE-SPEED FURNACE</b>							
	CE3AA024	22,400	TDR	14.00	—	14.00	12.30	
	CE3AA030	22,800	TDR	14.00	—	14.00	12.55	
	<b>COILS + 355MAV042040 VARIABLE-SPEED FURNACE</b>							
	CE3AA024	22,400	TDR	14.00	—	14.00	12.20	
	CE3AA030	22,800	TDR	14.00	—	14.00	12.45	
	<b>COILS + 355MAV042060 VARIABLE-SPEED FURNACE</b>							
	CC5A/CD5AA024	22,400	TDR	14.00	—	14.00	12.15	
	CC5A/CD5AA030	22,800	TDR	14.00	—	14.00	12.40	
	CC5A/CD5AW024	22,400	TDR	14.00	—	14.00	12.25	
	CC5A/CD5AW030	22,800	TDR	14.00	—	14.00	12.40	
	CE3AA024	22,400	TDR	14.00	—	14.00	12.25	
	CE3AA030	22,800	TDR	14.00	—	14.00	12.45	
	CK3BA024	22,400	TDR	14.00	—	14.00	12.55	
	CK3BA030	22,800	TDR	14.00	—	14.00	12.60	
	CK5A/CK5BA024	22,400	TDR	14.00	—	14.00	12.35	
	CK5A/CK5BA030	22,800	TDR	14.00	—	14.00	12.45	
	CK5A/CK5BW024	22,400	TDR	14.00	—	14.00	12.40	
	CK5A/CK5BW030	22,800	TDR	14.00	—	14.00	12.55	
	CK5PA024	22,400	TDR&TXV	14.00	—	—	12.30	
	CK5PA030	22,800	TDR&TXV	14.00	—	—	12.40	
	CK5PW024	22,400	TDR&TXV	14.00	—	—	12.30	
	CK5PW030	22,800	TDR&TXV	14.00	—	—	12.45	
	<b>COILS + 355MAV042080 VARIABLE-SPEED FURNACE</b>							
	CC5A/CD5AW024	22,400	TDR	14.00	—	14.00	12.20	
	CC5A/CD5AW030	22,800	TDR	14.00	—	14.00	12.35	
	CE3AA024	22,400	TDR	14.00	—	14.00	12.20	
	CE3AA030	22,800	TDR	14.00	—	14.00	12.45	
	CK3BA024	22,400	TDR	14.00	—	14.00	12.50	
	CK3BA030	22,800	TDR	14.00	—	14.00	12.55	
	CK5A/CK5BW024	22,400	TDR	14.00	—	14.00	12.35	
	CK5A/CK5BW030	22,800	TDR	14.00	—	14.00	12.50	
	CK5PW024	22,400	TDR&TXV	14.00	—	—	12.30	
	CK5PW030	22,800	TDR&TXV	14.00	—	—	12.40	
	<b>COILS + 355MAV060080 VARIABLE-SPEED FURNACE</b>							
	CC5A/CD5AW024	22,400	TDR	14.00	—	14.00	12.25	
	CC5A/CD5AW030	22,800	TDR	14.00	—	14.00	12.40	
	CE3AA024	22,400	TDR	14.00	—	14.00	12.25	
	CE3AA030	22,800	TDR	14.00	—	14.00	12.45	
	CK3BA024	22,400	TDR	14.00	—	14.00	12.50	
	CK3BA030	22,800	TDR	14.00	—	14.00	12.55	
	CK5A/CK5BW024	22,400	TDR	14.00	—	14.00	12.40	
	CK5A/CK5BW030	22,800	TDR	14.00	—	14.00	12.50	
	CK5PW024	22,400	TDR&TXV	14.00	—	—	12.30	
	CK5PW030	22,800	TDR&TXV	14.00	—	—	12.45	
	<b>COILS + 355MAV060100 VARIABLE-SPEED FURNACE</b>							
	CC5A/CD5AW024	22,400	TDR	14.00	—	14.00	12.25	
	CC5A/CD5AW030	22,800	TDR	14.00	—	14.00	12.40	
	CE3AA024	22,400	TDR	14.00	—	14.00	12.25	
	CE3AA030	22,800	TDR	14.00	—	14.00	12.50	
	CK3BA024	22,400	TDR	14.00	—	14.00	12.55	
	CK3BA030	22,800	TDR	14.00	—	14.00	12.60	
	CK5A/CK5BW024	22,400	TDR	14.00	—	14.00	12.40	
	CK5A/CK5BW030	22,800	TDR	14.00	—	14.00	12.50	
	CK5PW024	22,400	TDR&TXV	14.00	—	—	12.30	
	CK5PW030	22,800	TDR&TXV	14.00	—	—	12.45	
	<b>COILS + 355MAV060120 VARIABLE-SPEED FURNACE</b>							
	CE3AA024	22,400	TDR	14.00	—	14.00	12.20	
	CE3AA030	22,800	TDR	14.00	—	14.00	12.45	
	030-F	*CC5A/CD5AA036	29,000	NONE	—	13.00	13.00	11.20
		CC5A/CD5AA030	28,000	NONE	—	12.50	12.50	10.85
		CC5A/CD5AW030	28,000	NONE	—	12.50	12.50	10.85
		CC5A/CD5AW036	29,000	NONE	—	13.00	13.00	11.20
		CE3AA030	28,000	NONE	—	12.50	12.50	11.00
		CE3AA036	28,400	NONE	—	12.50	12.50	11.10
		CF5AA036	28,400	NONE	—	12.50	12.50	11.15
		CK3BA030	28,000	NONE	—	12.50	12.50	10.95
		CK3BA036	29,000	NONE	—	13.00	13.00	11.25
		CK5A/CK5BA030	28,000	NONE	—	12.50	12.50	10.95
		CK5A/CK5BA036	29,000	NONE	—	13.00	13.00	11.25
		CK5A/CK5BT036	29,000	NONE	—	13.00	13.00	11.25
		CK5A/CK5BW030	28,000	NONE	—	12.50	12.50	10.95
		CK5A/CK5BW036	29,000	NONE	—	13.00	13.00	11.25
		CK5PA030	28,000	TXV	—	12.50	—	10.95
		CK5PA036	29,000	TXV	—	13.00	—	11.25
CK5PT036		29,000	TXV	—	13.00	—	11.25	
CK5PW030		28,000	TXV	—	12.50	—	10.95	
CK5PW036		29,000	TXV	—	13.00	—	11.25	
F(A,B)4(A,B)N(F,C)030		28,600	TDR	12.50	—	12.50	11.10	
F(A,B)4(A,B)N(F,C)036		29,000	TDR	12.50	—	12.50	10.95	
FE4ANF002		29,000	TDR&TXV	13.50	—	—	12.05	
FE4ANF003		29,600	TDR&TXV	14.00	—	—	12.55	

See notes on page 22.

**COMBINATION RATINGS Continued**

UNIT SIZE-SERIES	INDOOR MODEL	TOT. CAP. BTUH	FACTORY- SUPPLIED ENHANCE- MENT	SEER			EER	
				Standard Rating	Bryant Gas Furnace or Accessory TDR†	Accessory Puron TXV‡		
030-F	FF1DNA030	28,600	TDR	12.50	—	12.50	11.05	
	FG3AAA036	28,400	NONE	—	12.50	12.50	11.00	
	FK4(C,D)NF001	29,000	TDR&TXV	13.00	—	—	11.95	
	FK4(C,D)NF002	29,000	TDR&TXV	13.50	—	—	12.05	
	FK4(C,D)NF003	29,600	TDR&TXV	14.00	—	—	12.40	
	FV4(A,B)NF002	29,000	TDR&TXV	13.50	—	—	12.05	
	FV4(A,B)NF003	29,600	TDR&TXV	14.00	—	—	12.55	
	FX4(A,B)NF030	28,600	TDR&TXV	12.50	—	—	11.00	
	FX4(A,B)NF036	29,000	TDR&TXV	12.50	—	—	10.95	
	<b>COILS + 315(A,J)AV036070 VARIABLE-SPEED FURNACE</b>							
	CC5A/CD5AA030	28,000	TDR	13.50	—	13.50	11.65	
	CC5A/CD5AA036	29,000	TDR	14.00	—	14.00	12.00	
	CC5A/CD5AW030	28,000	TDR	13.50	—	13.50	11.65	
	CE3AA030	28,400	TDR	13.50	—	13.50	11.75	
	CE3AA036	28,600	TDR	13.50	—	13.50	11.85	
	CK3BA030	28,000	TDR	13.50	—	13.50	11.70	
	CK3BA036	29,000	TDR	14.00	—	14.00	12.05	
	CK5A/CK5BA030	28,000	TDR	13.50	—	13.50	11.70	
	CK5A/CK5BA036	29,000	TDR	14.00	—	14.00	12.05	
	CK5A/CK5BT036	29,000	TDR	14.00	—	14.00	12.05	
	CK5A/CK5BW030	28,000	TDR	13.50	—	13.50	11.70	
	CK5PA030	28,600	TDR&TXV	13.50	—	—	11.70	
	CK5PA036	29,000	TDR&TXV	14.00	—	—	12.05	
	CK5PT036	29,000	TDR&TXV	14.00	—	—	12.05	
	CK5PW030	28,600	TDR&TXV	13.50	—	—	11.70	
	<b>COILS + 315(A,J)AV048090 VARIABLE-SPEED FURNACE</b>							
	CC5A/CD5AA030	28,000	TDR	13.50	—	13.50	11.80	
	CC5A/CD5AA036	29,000	TDR	14.00	—	14.00	12.15	
	CC5A/CD5AW030	28,000	TDR	13.50	—	13.50	11.80	
	CC5A/CD5AW036	29,000	TDR	14.00	—	14.00	12.15	
	CE3AA030	28,600	TDR	13.50	—	13.50	11.90	
	CE3AA036	28,800	TDR	13.50	—	13.50	12.05	
	CK3BA030	28,000	TDR	13.50	—	13.50	11.85	
	CK3BA036	29,000	TDR	14.00	—	14.00	12.20	
	CK5A/CK5BA030	28,000	TDR	13.50	—	13.50	11.85	
	CK5A/CK5BA036	29,000	TDR	14.00	—	14.00	12.20	
	CK5A/CK5BW030	28,600	TDR	13.50	—	13.50	11.85	
	CK5A/CK5BW036	29,000	TDR	14.00	—	14.00	12.20	
	CK5PA030	28,600	TDR&TXV	13.50	—	—	11.80	
	CK5PA036	29,000	TDR&TXV	14.00	—	—	12.20	
	CK5PT036	29,000	TDR&TXV	14.00	—	—	12.20	
	CK5PW030	28,600	TDR&TXV	13.50	—	—	11.80	
	CK5PW036	29,000	TDR&TXV	14.00	—	—	12.20	
	<b>COILS + 315(A,J)AV060110 VARIABLE-SPEED FURNACE</b>							
	CC5A/CD5AA036	29,000	TDR	14.00	—	14.00	12.40	
	CC5A/CD5AW030	28,000	TDR	13.50	—	13.50	12.05	
	CC5A/CD5AW036	29,000	TDR	14.00	—	14.00	12.45	
	CE3AA030	28,600	TDR	13.50	—	13.50	12.15	
	CE3AA036	29,000	TDR	14.00	—	14.00	12.30	
	CK3BA030	28,600	TDR	13.50	—	13.50	12.20	
	CK3BA036	29,000	TDR	14.00	—	14.00	12.45	
	CK5A/CK5BA036	29,000	TDR	14.00	—	14.00	12.45	
	CK5A/CK5BT036	29,000	TDR	14.00	—	14.00	12.45	
	CK5A/CK5BW030	28,600	TDR	13.50	—	13.50	12.15	
	CK5A/CK5BW036	29,000	TDR	14.00	—	14.00	12.50	
	CK5PA036	29,000	TDR&TXV	14.00	—	—	12.45	
	CK5PT036	29,000	TDR&TXV	14.00	—	—	12.45	
	CK5PW030	28,600	TDR&TXV	13.50	—	—	12.15	
	CK5PW036	29,000	TDR&TXV	14.00	—	—	12.50	
	<b>COILS + 315(A,J)AV066135 VARIABLE-SPEED FURNACE</b>							
	CC5A/CD5AW036	29,000	TDR	14.00	—	14.00	12.55	
	CE3AA030	28,600	TDR	13.50	—	13.50	12.25	
	CE3AA036	29,000	TDR	14.00	—	14.00	12.40	
	CK5A/CK5BW036	29,000	TDR	14.00	—	14.00	12.60	
	CK5PW036	29,000	TDR&TXV	14.00	—	—	12.60	
	<b>COILS + 315(A,J)AV066155 VARIABLE-SPEED FURNACE</b>							
	CC5A/CD5AW036	29,000	TDR	14.00	—	14.00	12.60	
	CE3AA030	28,600	TDR	13.50	—	13.50	12.30	
	CE3AA036	29,000	TDR	14.00	—	14.00	12.45	
	CK5A/CK5BW036	29,000	TDR	14.00	—	14.00	12.65	
	CK5PW036	29,000	TDR&TXV	14.00	—	—	12.65	
	<b>COILS + 355MAV042040 VARIABLE-SPEED FURNACE</b>							
	CC5A/CD5AW030	28,400	TDR	13.20	—	13.20	11.55	
	CC5A/CD5AW036	29,600	TDR	13.50	—	13.50	11.90	
	CE3AA030	29,000	TDR	13.50	—	13.50	11.70	
	CE3AA036	29,200	TDR	13.50	—	13.50	11.75	
	CK3BA030	28,400	TDR	13.00	—	13.00	11.45	
	CK3BA036	29,600	TDR	13.50	—	13.50	11.95	
	CK5A/CK5BW030	28,400	TDR	13.00	—	13.00	11.45	
	CK5A/CK5BW036	29,600	TDR	13.50	—	13.50	11.95	
	CK5PW030	28,400	TDR&TXV	13.00	—	—	11.45	
	CK5PW036	29,600	TDR&TXV	13.50	—	—	11.95	

See notes on page 22.

## COMBINATION RATINGS Continued

UNIT SIZE-SERIES	INDOOR MODEL	TOT. CAP. BTUH	FACTORY- SUPPLIED ENHANCE- MENT	SEER			EER	
				Standard Rating	Bryant Gas Furnace or Accessory TDR†	Accessory Puron TXV‡		
<b>COILS + 355MAV042060 VARIABLE-SPEED FURNACE</b>								
030-F	CC5A/CD5AA036	29,600	TDR	13.50	—	13.50	11.90	
	CC5A/CD5AW030	28,400	TDR	13.20	—	13.20	11.50	
	CE3AA030	29,000	TDR	13.20	—	13.20	11.65	
	CE3AA036	29,200	TDR	13.50	—	13.50	11.75	
	CK3BA030	28,400	TDR	13.20	—	13.20	11.45	
	CK3BA036	29,600	TDR	13.50	—	13.50	11.95	
	CK5A/CK5BA036	29,600	TDR	13.50	—	13.50	11.95	
	CK5A/CK5BT036	29,600	TDR	13.50	—	13.50	11.95	
	CK5A/CK5BW030	28,400	TDR	13.20	—	13.20	11.45	
	CK5PA036	29,600	TDR&TXV	13.50	—	—	11.95	
	CK5PT036	29,600	TDR&TXV	13.50	—	—	11.95	
	CK5PW030	28,400	TDR&TXV	13.20	—	—	11.45	
	<b>COILS + 355MAV042080 VARIABLE-SPEED FURNACE</b>							
	030-F	CC5A/CD5AW030	28,600	TDR	13.50	—	13.50	11.65
CC5A/CD5AW036		29,600	TDR	14.00	—	14.00	12.10	
CE3AA030		29,000	TDR	13.50	—	13.50	11.80	
CE3AA036		29,200	TDR	13.50	—	13.50	11.90	
CK3BA030		28,600	TDR	13.20	—	13.20	11.55	
CK3BA036		29,600	TDR	14.00	—	14.00	12.10	
CK5A/CK5BW030		28,600	TDR	13.20	—	13.20	11.55	
CK5A/CK5BW036		29,600	TDR	14.00	—	14.00	12.10	
CK5PW030		28,600	TDR&TXV	13.20	—	—	11.55	
CK5PW036		29,600	TDR&TXV	14.00	—	—	12.10	
036-F		*CC5A/CD5AA036	35,000	NONE	—	13.00	13.00	11.20
		CC5A/CD5AA042	35,000	NONE	—	13.00	13.00	11.20
		CC5A/CD5AW036	35,000	NONE	—	13.00	13.00	11.20
		CE3AA036	35,000	NONE	—	12.50	12.50	11.05
	CE3AA042	35,000	NONE	—	13.00	13.00	11.30	
	CF5AA036	35,000	NONE	—	13.00	13.00	11.15	
	CK3BA036	35,000	NONE	—	13.00	13.00	11.20	
	CK3BA042	35,000	NONE	—	13.00	13.00	11.20	
	CK5A/CK5BA036	35,000	NONE	—	13.00	13.00	11.20	
	CK5A/CK5BA042	35,000	NONE	—	13.00	13.00	11.20	
	CK5A/CK5BT036	35,000	NONE	—	13.00	13.00	11.20	
	CK5A/CK5BT042	35,000	NONE	—	13.00	13.00	11.20	
	CK5A/CK5BW036	35,000	NONE	—	13.00	13.00	11.20	
	CK5PA036	35,000	TXV	—	13.00	—	11.20	
	CK5PA042	35,000	TXV	—	13.00	—	11.20	
	CK5PT036	35,000	TXV	—	13.00	—	11.20	
	CK5PT042	35,000	TXV	—	13.00	—	11.20	
	CK5PW036	35,000	TXV	—	13.00	—	11.20	
	F(A,B)4(A,B)N(F,B,C)042	35,000	TDR	13.00	—	13.00	11.25	
	F(A,B)4(A,B)N(F,C)036	35,000	TDR	12.50	—	12.50	11.15	
	FE4ANF002	35,000	TDR&TXV	13.00	—	—	11.75	
	FE4ANF003	35,000	TDR&TXV	13.50	—	—	12.05	
	FE4ANF005	36,000	TDR&TXV	14.00	—	—	12.20	
	FG3AAA036	35,000	NONE	—	12.20	12.20	10.95	
	FK4(C,D)NF002	35,000	TDR&TXV	13.00	—	—	11.75	
	FK4(C,D)NF003	35,000	TDR&TXV	13.50	—	—	12.05	
	FK4(C,D)NF005	36,000	TDR&TXV	14.00	—	—	12.20	
	FV4(A,B)NF002	35,000	TDR&TXV	13.00	—	—	11.75	
	FV4(A,B)NF003	35,000	TDR&TXV	13.50	—	—	12.05	
	FV4(A,B)NF005	36,000	TDR&TXV	14.00	—	—	12.20	
	FX4(A,B)NF036	34,000	TDR&TXV	12.25	—	—	10.95	
	FX4(A,B)NF042	35,000	TDR&TXV	13.00	—	—	11.20	
	<b>COILS + 315(A,J)AV036070 VARIABLE-SPEED FURNACE</b>							
	036-F	CC5A/CD5AA036	35,000	TDR	13.50	—	13.50	11.80
CE3AA036		35,000	TDR	13.20	—	13.20	11.70	
CE3AA042		35,000	TDR	13.50	—	13.50	11.95	
CK3BA036		35,000	TDR	13.50	—	13.50	11.90	
CK5A/CK5BA036		35,000	TDR	13.50	—	13.50	11.90	
CK5A/CK5BE042		35,000	TDR	13.50	—	13.50	12.00	
CK5A/CK5BT036		35,000	TDR	13.50	—	13.50	11.90	
CK5PA036		35,000	TDR&TXV	13.50	—	—	11.90	
CK5PE042		35,000	TDR&TXV	13.50	—	—	12.00	
CK5PT036		35,000	TDR&TXV	13.50	—	—	11.90	
<b>COILS + 315(A,J)AV048090 VARIABLE-SPEED FURNACE</b>								
036-F	CC5A/CD5AA036	35,000	TDR	13.50	—	13.50	12.00	
	CC5A/CD5AA042	35,000	TDR	14.00	—	14.00	12.15	
	CC5A/CD5AW036	35,000	TDR	13.50	—	13.50	12.00	
	CE3AA036	35,000	TDR	13.20	—	13.20	11.90	
	CE3AA042	35,000	TDR	14.00	—	14.00	12.15	
	CK3BA036	35,000	TDR	13.50	—	13.50	12.10	
	CK3BA042	35,000	TDR	14.00	—	14.00	12.15	
	CK5A/CK5BA036	35,000	TDR	13.50	—	13.50	12.10	
	CK5A/CK5BA042	35,000	TDR	14.00	—	14.00	12.15	
	CK5A/CK5BE042	35,000	TDR	14.00	—	14.00	12.20	
	CK5A/CK5BT036	35,000	TDR	13.50	—	13.50	12.10	
	CK5A/CK5BT042	35,000	TDR	14.00	—	14.00	12.15	
	CK5A/CK5BW036	35,000	TDR	13.50	—	13.50	12.10	
	CK5PA036	35,000	TDR&TXV	13.50	—	—	12.05	
	CK5PA042	35,000	TDR&TXV	14.00	—	—	12.15	

See notes on page 22.

**COMBINATION RATINGS Continued**

UNIT SIZE-SERIES	INDOOR MODEL	TOT. CAP. BTUH	FACTORY- SUPPLIED ENHANCE- MENT	SEER			EER	
				Standard Rating	Bryant Gas Furnace or Accessory TDR†	Accessory Puron TXV‡		
036-F	CK5PE042	35,000	TDR&TXV	14.00	—	—	12.20	
	CK5PT036	35,000	TDR&TXV	13.50	—	—	12.05	
	CK5PT042	35,000	TDR&TXV	14.00	—	—	12.15	
	CK5PW036	35,000	TDR&TXV	13.50	—	—	12.05	
	<b>COILS + 315(A,J)AV060110 VARIABLE-SPEED FURNACE</b>							
	CC5A/CD5AA036	35,000	TDR	14.00	—	14.00	12.00	
	CC5A/CD5AA042	35,000	TDR	14.00	—	14.00	12.05	
	CC5A/CD5AW036	35,000	TDR	14.00	—	14.00	12.00	
	CC5A/CD5AW042	35,000	TDR	14.00	—	14.00	11.95	
	CE3AA036	35,000	TDR	13.50	—	13.50	11.85	
	CE3AA042	35,000	TDR	14.00	—	14.00	12.10	
	CK3BA036	35,000	TDR	14.00	—	14.00	12.00	
	CK3BA042	35,000	TDR	14.00	—	14.00	12.10	
	CK5A/CK5BA036	35,000	TDR	14.00	—	14.00	12.00	
	CK5A/CK5BA042	35,000	TDR	14.00	—	14.00	12.10	
	CK5A/CK5BE042	35,000	TDR	14.00	—	14.00	12.15	
	CK5A/CK5BT036	35,000	TDR	14.00	—	14.00	12.00	
	CK5A/CK5BT042	35,000	TDR	14.00	—	14.00	12.10	
	CK5A/CK5BW036	35,000	TDR	14.00	—	14.00	12.10	
	CK5PA036	35,000	TDR&TXV	14.00	—	—	12.00	
	CK5PA042	35,000	TDR&TXV	14.00	—	—	12.05	
	CK5PE042	35,000	TDR&TXV	14.00	—	—	12.15	
	CK5PT036	35,000	TDR&TXV	14.00	—	—	12.00	
	CK5PT042	35,000	TDR&TXV	14.00	—	—	12.05	
	CK5PW036	35,000	TDR&TXV	14.00	—	—	12.05	
	<b>COILS + 315(A,J)AV066135 VARIABLE-SPEED FURNACE</b>							
	CC5A/CD5AA042	35,000	TDR	14.00	—	14.00	12.20	
	CC5A/CD5AW036	35,000	TDR	14.00	—	14.00	12.05	
	CC5A/CD5AW042	35,000	TDR	14.00	—	14.00	12.15	
	CE3AA036	35,000	TDR	13.50	—	13.50	11.95	
	CE3AA042	35,000	TDR	14.00	—	14.00	12.20	
	CK3BA042	35,000	TDR	14.00	—	14.00	12.20	
	CK5A/CK5BA042	35,000	TDR	14.00	—	14.00	12.20	
	CK5A/CK5BT042	35,000	TDR	14.00	—	14.00	12.20	
	CK5A/CK5BW036	35,000	TDR	14.00	—	14.00	12.10	
	CK5PA042	35,000	TDR&TXV	14.00	—	—	12.20	
	CK5PT042	35,000	TDR&TXV	14.00	—	—	12.20	
	CK5PW036	35,000	TDR&TXV	14.00	—	—	12.10	
	<b>COILS + 315(A,J)AV066155 VARIABLE-SPEED FURNACE</b>							
	CC5A/CD5AA042	35,000	TDR	14.00	—	14.00	12.30	
	CC5A/CD5AW036	35,000	TDR	14.00	—	14.00	12.10	
	CC5A/CD5AW042	35,000	TDR	14.00	—	14.00	12.25	
	CE3AA036	35,000	TDR	13.50	—	13.50	12.00	
	CE3AA042	35,000	TDR	14.00	—	14.00	12.30	
	CK3BA042	35,000	TDR	14.00	—	14.00	12.30	
	CK5A/CK5BA042	35,000	TDR	14.00	—	14.00	12.30	
	CK5A/CK5BT042	35,000	TDR	14.00	—	14.00	12.30	
	CK5A/CK5BW036	35,000	TDR	14.00	—	14.00	12.15	
	CK5PA042	35,000	TDR&TXV	14.00	—	—	12.25	
	CK5PT042	35,000	TDR&TXV	14.00	—	—	12.25	
	CK5PW036	35,000	TDR&TXV	14.00	—	—	12.15	
	<b>COILS + 355MAV042040 VARIABLE-SPEED FURNACE</b>							
	CC5A/CD5AA042	35,000	TDR	13.20	—	13.20	11.60	
	CE3AA036	35,000	TDR	13.00	—	13.00	11.35	
	CE3AA042	35,000	TDR	13.20	—	13.20	11.60	
	CK3BA036	35,000	TDR	13.00	—	13.00	11.45	
	CK3BA042	35,000	TDR	13.00	—	13.00	11.45	
	CK5A/CK5BA042	35,000	TDR	13.00	—	13.00	11.45	
	CK5A/CK5BT042	35,000	TDR	13.00	—	13.00	11.45	
	CK5A/CK5BW036	35,000	TDR	13.00	—	13.00	11.45	
	CK5PA042	35,000	TDR&TXV	13.00	—	—	11.45	
	CK5PT042	35,000	TDR&TXV	13.00	—	—	11.45	
	CK5PW036	35,000	TDR&TXV	13.00	—	—	11.45	
	<b>COILS + 355MAV042060 VARIABLE-SPEED FURNACE</b>							
	CC5A/CD5AA036	35,000	TDR	13.20	—	13.20	11.45	
	CE3AA036	35,000	TDR	13.00	—	13.00	11.35	
	CE3AA042	35,000	TDR	13.20	—	13.20	11.60	
	CK3BA036	35,000	TDR	13.00	—	13.00	11.50	
	CK3BA042	35,000	TDR	13.20	—	13.20	11.60	
	CK5A/CK5BA036	35,000	TDR	13.00	—	13.00	11.50	
	CK5A/CK5BT036	35,000	TDR	13.00	—	13.00	11.50	
	CK5A/CK5BW036	35,000	TDR	13.00	—	13.00	11.50	
	CK5PA036	35,000	TDR&TXV	13.00	—	—	11.50	
	CK5PT036	35,000	TDR&TXV	13.00	—	—	11.50	
	CK5PW036	35,000	TDR&TXV	13.00	—	—	11.50	
	<b>COILS + 355MAV042080 VARIABLE-SPEED FURNACE</b>							
	CC5A/CD5AA042	35,000	TDR	13.50	—	13.50	11.85	
	CC5A/CD5AW036	35,000	TDR	13.20	—	13.20	11.65	
	CE3AA036	35,000	TDR	13.00	—	13.00	11.55	
	CE3AA042	35,000	TDR	13.50	—	13.50	11.85	
	CK3BA036	35,000	TDR	13.20	—	13.20	11.60	

See notes on page 22.

**COMBINATION RATINGS Continued**

UNIT SIZE-SERIES	INDOOR MODEL	TOT. CAP. BTUH	FACTORY- SUPPLIED ENHANCE- MENT	SEER			EER	
				Standard Rating	Bryant Gas Furnace or Accessory TDR†	Accessory Puron TXV‡		
036-F	CK3BA042	35,000	TDR	13.50	—	13.50	11.75	
	CK5A/CK5BA042	35,000	TDR	13.50	—	13.50	11.75	
	CK5A/CK5BT042	35,000	TDR	13.50	—	13.50	11.75	
	CK5A/CK5BW036	35,000	TDR	13.20	—	13.20	11.60	
	CK5PA042	35,000	TDR&TXV	13.50	—	—	11.75	
	CK5PT042	35,000	TDR&TXV	13.50	—	—	11.75	
	CK5PW036	35,000	TDR&TXV	13.20	—	—	11.60	
	<b>COILS + 355MAV060080 VARIABLE-SPEED FURNACE</b>							
	CC5A/CD5AA042	35,000	TDR	13.50	—	13.50	11.90	
	CC5A/CD5AW036	35,000	TDR	13.50	—	13.50	11.75	
	CE3AA036	35,000	TDR	13.00	—	13.00	11.60	
	CE3AA042	35,000	TDR	13.50	—	13.50	11.90	
	CK3BA036	35,000	TDR	13.00	—	13.00	11.45	
	CK3BA042	35,000	TDR	13.00	—	13.00	11.60	
	CK5A/CK5BA042	35,000	TDR	13.00	—	13.00	11.60	
	CK5A/CK5BT042	35,000	TDR	13.00	—	13.00	11.60	
	CK5A/CK5BW036	35,000	TDR	13.00	—	13.00	11.45	
	CK5PA042	35,000	TDR&TXV	13.00	—	—	11.60	
	CK5PT042	35,000	TDR&TXV	13.00	—	—	11.60	
	CK5PW036	35,000	TDR&TXV	13.00	—	—	11.45	
	<b>COILS + 355MAV060100 VARIABLE-SPEED FURNACE</b>							
	CC5A/CD5AA042	35,000	TDR	13.50	—	13.50	11.90	
	CC5A/CD5AW036	35,000	TDR	13.50	—	13.50	11.75	
	CE3AA036	35,000	TDR	13.00	—	13.00	11.60	
	CE3AA042	35,000	TDR	13.50	—	13.50	11.90	
	CK3BA036	35,000	TDR	13.50	—	13.50	11.80	
	CK3BA042	35,000	TDR	13.50	—	13.50	12.00	
	CK5A/CK5BA042	35,000	TDR	13.50	—	13.50	12.00	
	CK5A/CK5BT042	35,000	TDR	13.50	—	13.50	12.00	
	CK5A/CK5BW036	35,000	TDR	13.50	—	13.50	11.80	
	CK5PA042	35,000	TDR&TXV	13.50	—	—	12.00	
	CK5PT042	35,000	TDR&TXV	13.50	—	—	12.00	
	CK5PW036	35,000	TDR&TXV	13.50	—	—	11.80	
	<b>COILS + 355MAV060120 VARIABLE-SPEED FURNACE</b>							
	CC5A/CD5AA042	35,000	TDR	13.50	—	13.50	11.90	
	CC5A/CD5AW036	35,000	TDR	13.50	—	13.50	11.75	
	CE3AA036	35,000	TDR	13.00	—	13.00	11.60	
	CE3AA042	35,000	TDR	13.50	—	13.50	11.90	
	CK3BA036	35,000	TDR	13.50	—	13.50	11.85	
	CK3BA042	35,000	TDR	13.50	—	13.50	12.00	
	CK5A/CK5BA042	35,000	TDR	13.50	—	13.50	12.00	
	CK5A/CK5BT042	35,000	TDR	13.50	—	13.50	12.00	
	CK5A/CK5BW036	35,000	TDR	13.50	—	13.50	11.85	
	CK5PA042	35,000	TDR&TXV	13.50	—	—	12.00	
	CK5PT042	35,000	TDR&TXV	13.50	—	—	12.00	
	CK5PW036	35,000	TDR&TXV	13.50	—	—	11.85	
	036-G	CC5A/CD5AA036*	35,000	NONE	—	13.00	13.00	11.25
		CC5A/CD5AA042	35,000	NONE	—	13.00	13.00	11.25
		CC5A/CD5AW036	35,000	NONE	—	13.00	13.00	11.25
		CC5A/CD5AW042	34,600	NONE	—	12.50	12.50	11.10
		CE3AA036	34,600	NONE	—	12.50	12.50	11.15
		CE3AA042	35,000	NONE	—	13.00	13.00	11.30
		CF5AA036	35,000	NONE	—	12.50	12.50	11.20
		CK3BA036	35,000	NONE	—	13.00	13.00	11.30
		CK3BA042	35,000	NONE	—	13.00	13.00	11.30
		CK5A/CK5BA036	35,000	NONE	—	13.00	13.00	11.30
		CK5A/CK5BA042	35,000	NONE	—	13.00	13.00	11.30
		CK5A/CK5BE042	35,000	NONE	—	13.00	13.00	11.35
		CK5A/CK5BT036	35,000	NONE	—	13.00	13.00	11.30
		CK5A/CK5BT042	35,000	NONE	—	13.00	13.00	11.30
		CK5A/CK5BW036	35,000	NONE	—	13.00	13.00	11.30
		CK5PA036	35,000	TXV	—	13.00	—	11.30
		CK5PA042	35,000	TXV	—	13.00	—	11.30
		CK5PE042	35,000	TXV	—	13.00	—	11.35
		CK5PT036	35,000	TXV	—	13.00	—	11.30
		CK5PT042	35,000	TXV	—	13.00	—	11.30
		CK5PW036	35,000	TXV	—	13.00	—	11.30
		F(A,B)4BN(F,B,C)042	35,000	TDR	12.50	—	12.50	11.20
		F(A,B)4BN(F,C)036	34,600	TDR	12.50	—	12.50	10.90
		FC4CN(F,B)042	35,000	TDR&TXV	12.50	—	—	11.20
		FC4CNF036	34,600	TDR&TXV	12.50	—	—	10.90
		FE4ANB006	36,000	TDR&TXV	14.50	—	—	13.05
		FE4ANF002	35,000	TDR&TXV	13.50	—	—	12.00
		FE4ANF003	35,000	TDR&TXV	14.00	—	—	12.40
		FE4ANF005	36,000	TDR&TXV	14.50	—	—	12.85
		FG3AAA036	34,000	NONE	—	12.50	12.50	10.95
		FG3AAA048	35,000	NONE	—	12.50	12.50	11.20
		FK4DNB006	36,000	TDR&TXV	14.50	—	—	13.05
		FK4DNF001	34,600	TDR&TXV	13.00	—	—	11.75
		FK4DNF002	35,000	TDR&TXV	13.50	—	—	12.00
		FK4DNF003	35,000	TDR&TXV	14.00	—	—	12.40
		FK4DNF005	36,000	TDR&TXV	14.50	—	—	12.85
		FV4BNB006	36,000	TDR&TXV	14.50	—	—	13.05
		FV4BNF002	35,000	TDR&TXV	13.50	—	—	12.00

See notes on page 22.

**COMBINATION RATINGS Continued**

UNIT SIZE-SERIES	INDOOR MODEL	TOT. CAP. BTUH	FACTORY- SUPPLIED ENHANCE- MENT	SEER			EER	
				Standard Rating	Bryant Gas Furnace or Accessory TDR†	Accessory Puron TXV‡		
036-G	FV4BNF003	35,000	TDR&TXV	14.00	—	—	12.40	
	FV4BNF005	36,000	TDR&TXV	14.50	—	—	12.85	
	FX4BNF036	35,000	TDR&TXV	12.50	—	—	11.20	
	FX4BNF042	35,600	TDR&TXV	13.00	—	—	11.40	
	<b>COILS + 315(A,J)AV036070 VARIABLE-SPEED FURNACE</b>							
	CC5A/CD5AA036	34,400	TDR	13.50	—	13.50	11.85	
	CE3AA036	34,000	TDR	13.50	—	13.50	11.70	
	CE3AA042	34,600	TDR	13.50	—	13.50	11.95	
	CK3BA036	34,600	TDR	13.50	—	13.50	11.90	
	CK5A/CK5BA036	34,600	TDR	13.50	—	13.50	11.90	
	CK5A/CK5BE042	34,600	TDR	14.00	—	14.00	12.00	
	CK5A/CK5BT036	34,600	TDR	13.50	—	13.50	11.90	
	CK5PA036	34,600	TDR&TXV	13.50	—	—	11.90	
	CK5PE042	34,600	TDR&TXV	13.50	—	—	12.00	
	CK5PT036	34,600	TDR&TXV	13.50	—	—	11.90	
	<b>COILS + 315(A,J)AV048090 VARIABLE-SPEED FURNACE</b>							
	CC5A/CD5AA036	34,400	TDR	13.50	—	13.50	12.05	
	CC5A/CD5AA042	34,400	TDR	14.00	—	14.00	12.10	
	CC5A/CD5AW036	34,400	TDR	14.00	—	14.00	12.10	
	CE3AA036	34,000	TDR	13.50	—	13.50	11.90	
	CE3AA042	34,600	TDR	14.00	—	14.00	12.15	
	CK3BA036	34,600	TDR	14.00	—	14.00	12.10	
	CK3BA042	34,600	TDR	14.00	—	14.00	12.15	
	CK5A/CK5BA036	34,600	TDR	14.00	—	14.00	12.10	
	CK5A/CK5BA042	34,600	TDR	14.00	—	14.00	12.15	
	CK5A/CK5BE042	34,600	TDR	14.00	—	14.00	12.20	
	CK5A/CK5BT036	34,600	TDR	14.00	—	14.00	12.10	
	CK5A/CK5BT042	34,600	TDR	14.00	—	14.00	12.15	
	CK5A/CK5BW036	34,600	TDR	14.00	—	14.00	12.15	
	CK5PA036	34,600	TDR&TXV	14.00	—	—	12.05	
	CK5PA042	34,600	TDR&TXV	14.00	—	—	12.15	
	CK5PE042	34,600	TDR&TXV	14.00	—	—	12.20	
	CK5PT036	34,600	TDR&TXV	14.00	—	—	12.05	
	CK5PT042	34,600	TDR&TXV	14.00	—	—	12.15	
	CK5PW036	34,600	TDR&TXV	14.00	—	—	12.10	
	<b>COILS + 315(A,J)AV060110 VARIABLE-SPEED FURNACE</b>							
	CC5A/CD5AA036	34,400	TDR	13.50	—	13.50	12.05	
	CC5A/CD5AA042	34,400	TDR	14.00	—	14.00	12.10	
	CC5A/CD5AW036	34,400	TDR	14.00	—	14.00	12.10	
	CC5A/CD5AW042	34,200	TDR	14.00	—	14.00	12.00	
	CE3AA036	34,000	TDR	13.50	—	13.50	11.90	
	CE3AA042	34,600	TDR	14.00	—	14.00	12.15	
	CK3BA036	34,600	TDR	14.00	—	14.00	12.10	
	CK3BA042	34,600	TDR	14.00	—	14.00	12.15	
	CK5A/CK5BA036	34,600	TDR	14.00	—	14.00	12.10	
	CK5A/CK5BA042	34,600	TDR	14.00	—	14.00	12.15	
	CK5A/CK5BE042	34,600	TDR	14.00	—	14.00	12.20	
	CK5A/CK5BT036	34,600	TDR	14.00	—	14.00	12.10	
	CK5A/CK5BT042	34,600	TDR	14.00	—	14.00	12.15	
	CK5A/CK5BW036	34,600	TDR	14.00	—	14.00	12.15	
	CK5PA036	34,600	TDR&TXV	14.00	—	—	12.05	
	CK5PA042	34,600	TDR&TXV	14.00	—	—	12.15	
	CK5PE042	34,600	TDR&TXV	14.00	—	—	12.20	
	CK5PT036	34,600	TDR&TXV	14.00	—	—	12.05	
	CK5PT042	34,600	TDR&TXV	14.00	—	—	12.15	
	CK5PW036	34,600	TDR&TXV	14.00	—	—	12.10	
	<b>COILS + 315(A,J)AV066135 VARIABLE-SPEED FURNACE</b>							
	CC5A/CD5AA042	34,400	TDR	14.00	—	14.00	12.20	
	CC5A/CD5AW036	34,400	TDR	14.00	—	14.00	12.15	
	CC5A/CD5AW042	34,200	TDR	14.00	—	14.00	12.10	
	CE3AA036	34,000	TDR	13.50	—	13.50	11.95	
	CE3AA042	34,600	TDR	14.00	—	14.00	12.25	
	CK3BA042	34,600	TDR	14.00	—	14.00	12.20	
	CK5A/CK5BA042	34,600	TDR	14.00	—	14.00	12.20	
	CK5A/CK5BT042	34,600	TDR	14.00	—	14.00	12.20	
	CK5A/CK5BW036	34,600	TDR	14.00	—	14.00	12.20	
	CK5PA042	34,600	TDR&TXV	14.00	—	—	12.20	
	CK5PT042	34,600	TDR&TXV	14.00	—	—	12.20	
	CK5PW036	34,600	TDR&TXV	14.00	—	—	12.20	
	<b>COILS + 315(A,J)AV066155 VARIABLE-SPEED FURNACE</b>							
	CC5A/CD5AA042	34,400	TDR	14.00	—	14.00	12.30	
	CC5A/CD5AW036	34,400	TDR	14.00	—	14.00	12.25	
	CC5A/CD5AW042	34,200	TDR	14.00	—	14.00	12.20	
	CE3AA036	34,000	TDR	14.00	—	14.00	12.05	
	CE3AA042	34,600	TDR	14.00	—	14.00	12.35	
	CK3BA042	34,600	TDR	14.00	—	14.00	12.30	
	CK5A/CK5BA042	34,600	TDR	14.00	—	14.00	12.30	
	CK5A/CK5BT042	34,600	TDR	14.00	—	14.00	12.30	
	CK5A/CK5BW036	34,600	TDR	14.00	—	14.00	12.30	
	CK5PA042	34,600	TDR&TXV	14.00	—	—	12.30	
	CK5PT042	34,600	TDR&TXV	14.00	—	—	12.30	
	CK5PW036	34,600	TDR&TXV	14.00	—	—	12.30	

See notes on page 22.

## COMBINATION RATINGS Continued

UNIT SIZE-SERIES	INDOOR MODEL	TOT. CAP. BTUH	FACTORY- SUPPLIED ENHANCE- MENT	SEER			EER
				Standard Rating	Bryant Gas Furnace or Accessory TDR†	Accessory Puron TXV‡	
036-G	<b>COILS + 355MAV042040 VARIABLE-SPEED FURNACE</b>						
	CC5A/CD5AA042	34,400	TDR	13.50	—	13.50	11.85
	CC5A/CD5AW036	34,400	TDR	13.50	—	13.50	11.85
	CC5A/CD5AW042	33,800	TDR	13.50	—	13.50	11.75
	CE3AA036	34,000	TDR	13.50	—	13.50	11.65
	CE3AA042	34,600	TDR	13.50	—	13.50	11.90
	CK3BA042	34,600	TDR	13.50	—	13.50	11.90
	CK5A/CK5BA042	34,600	TDR	13.50	—	13.50	11.90
	CK5A/CK5BT042	34,600	TDR	13.50	—	13.50	11.90
	CK5A/CK5BW036	34,600	TDR	13.50	—	13.50	11.90
	CK5PA042	34,600	TDR&TXV	13.50	—	—	11.85
	CK5PT042	34,600	TDR&TXV	13.50	—	—	11.85
	CK5PW036	34,600	TDR&TXV	13.50	—	—	11.85
	<b>COILS + 355MAV042060 VARIABLE-SPEED FURNACE</b>						
	CC5A/CD5AA036	34,400	TDR	13.50	—	13.50	11.95
	CC5A/CD5AA042	34,400	TDR	13.50	—	13.50	12.05
	CC5A/CD5AW036	34,400	TDR	13.50	—	13.50	12.00
	CE3AA036	34,000	TDR	13.50	—	13.50	11.80
	CE3AA042	34,600	TDR	13.50	—	13.50	12.10
	CK3BA036	34,600	TDR	13.50	—	13.50	12.00
	CK3BA042	34,600	TDR	13.50	—	13.50	12.05
	CK5A/CK5BA036	34,600	TDR	13.50	—	13.50	12.00
	CK5A/CK5BA042	34,600	TDR	13.50	—	13.50	12.05
	CK5A/CK5BE042	34,600	TDR	13.50	—	13.50	12.15
	CK5A/CK5BT036	34,600	TDR	13.50	—	13.50	12.00
	CK5A/CK5BT042	34,600	TDR	13.50	—	13.50	12.05
	CK5A/CK5BW036	34,600	TDR	13.50	—	13.50	12.05
	CK5PA036	34,600	TDR&TXV	13.50	—	—	12.00
	CK5PA042	34,600	TDR&TXV	13.50	—	—	12.05
	CK5PE042	34,600	TDR&TXV	13.50	—	—	12.10
	CK5PT036	34,600	TDR&TXV	13.50	—	—	12.00
	CK5PT042	34,600	TDR&TXV	13.50	—	—	12.05
	CK5PW036	34,600	TDR&TXV	13.50	—	—	12.05
	<b>COILS + 355MAV042080 VARIABLE-SPEED FURNACE</b>						
	CC5A/CD5AA036	34,400	TDR	13.50	—	13.50	11.75
	CC5A/CD5AA042	34,400	TDR	13.50	—	13.50	11.85
	CC5A/CD5AW036	34,400	TDR	13.50	—	13.50	11.80
	CC5A/CD5AW042	33,800	TDR	13.50	—	13.50	11.75
	CE3AA036	34,000	TDR	13.50	—	13.50	11.60
	CE3AA042	34,600	TDR	13.50	—	13.50	11.90
	CK3BA036	34,600	TDR	13.50	—	13.50	11.80
	CK3BA042	34,600	TDR	13.50	—	13.50	11.85
	CK5A/CK5BA036	34,600	TDR	13.50	—	13.50	11.80
	CK5A/CK5BA042	34,600	TDR	13.50	—	13.50	11.85
	CK5A/CK5BE042	34,600	TDR	13.50	—	13.50	11.90
	CK5A/CK5BT036	34,600	TDR	13.50	—	13.50	11.80
	CK5A/CK5BT042	34,600	TDR	13.50	—	13.50	11.85
	CK5A/CK5BW036	34,600	TDR	13.50	—	13.50	11.85
	CK5PA036	34,600	TDR&TXV	13.50	—	—	11.75
	CK5PA042	34,600	TDR&TXV	13.50	—	—	11.85
	CK5PE042	34,600	TDR&TXV	13.50	—	—	11.90
	CK5PT036	34,600	TDR&TXV	13.50	—	—	11.75
	CK5PT042	34,600	TDR&TXV	13.50	—	—	11.85
	CK5PW036	34,600	TDR&TXV	13.50	—	—	11.85
	<b>COILS + 355MAV060080 VARIABLE-SPEED FURNACE</b>						
	CC5A/CD5AA036	34,400	TDR	13.50	—	13.50	11.90
	CC5A/CD5AA042	34,400	TDR	13.50	—	13.50	12.00
	CC5A/CD5AW036	34,400	TDR	13.50	—	13.50	11.95
	CC5A/CD5AW042	33,800	TDR	13.50	—	13.50	11.85
	CE3AA036	34,000	TDR	13.50	—	13.50	11.80
	CE3AA042	34,600	TDR	13.50	—	13.50	12.05
	CK3BA036	34,600	TDR	13.50	—	13.50	12.00
	CK3BA042	34,600	TDR	13.50	—	13.50	12.00
	CK5A/CK5BA036	34,600	TDR	13.50	—	13.50	11.95
	CK5A/CK5BA042	34,600	TDR	13.50	—	13.50	12.00
	CK5A/CK5BE042	34,600	TDR	13.50	—	13.50	12.10
	CK5A/CK5BT036	34,600	TDR	13.50	—	13.50	11.95
	CK5A/CK5BT042	34,600	TDR	13.50	—	13.50	12.00
	CK5A/CK5BW036	34,600	TDR	13.50	—	13.50	12.00
	CK5PA036	34,600	TDR&TXV	13.50	—	—	11.95
	CK5PA042	34,600	TDR&TXV	13.50	—	—	12.00
	CK5PE042	34,600	TDR&TXV	13.50	—	—	12.05
	CK5PT036	34,600	TDR&TXV	13.50	—	—	11.95
	CK5PT042	34,600	TDR&TXV	13.50	—	—	12.00
	CK5PW036	34,600	TDR&TXV	13.50	—	—	12.00
	<b>COILS + 355MAV060100 VARIABLE-SPEED FURNACE</b>						
	CC5A/CD5AA036	34,400	TDR	13.50	—	13.50	11.95
	CC5A/CD5AA042	34,400	TDR	13.50	—	13.50	12.05
	CC5A/CD5AW036	34,400	TDR	13.50	—	13.50	12.00
	CC5A/CD5AW042	33,800	TDR	13.50	—	13.50	11.90
	CE3AA036	34,000	TDR	13.50	—	13.50	11.85
	CE3AA042	34,600	TDR	13.50	—	13.50	12.10

See notes on page 22.

**COMBINATION RATINGS Continued**

UNIT SIZE-SERIES	INDOOR MODEL	TOT. CAP. BTUH	FACTORY- SUPPLIED ENHANCE- MENT	SEER			EER	
				Standard Rating	Bryant Gas Furnace or Accessory TDR†	Accessory Puron TXV‡		
036-G	CK3BA036	34,600	TDR	13.50	—	13.50	12.00	
	CK3BA042	34,600	TDR	13.50	—	13.50	12.05	
	CK5A/CK5BA036	34,600	TDR	13.50	—	13.50	12.00	
	CK5A/CK5BA042	34,600	TDR	13.50	—	13.50	12.05	
	CK5A/CK5BE042	34,600	TDR	13.50	—	13.50	12.15	
	CK5A/CK5BT036	34,600	TDR	13.50	—	13.50	12.00	
	CK5A/CK5BT042	34,600	TDR	13.50	—	13.50	12.05	
	CK5A/CK5BW036	34,600	TDR	13.50	—	13.50	12.05	
	CK5PA036	34,600	TDR&TXV	13.50	—	—	12.00	
	CK5PA042	34,600	TDR&TXV	13.50	—	—	12.05	
	CK5PE042	34,600	TDR&TXV	13.50	—	—	12.10	
	CK5PT036	34,600	TDR&TXV	13.50	—	—	12.00	
	CK5PT042	34,600	TDR&TXV	13.50	—	—	12.05	
	CK5PW036	34,600	TDR&TXV	13.50	—	—	12.05	
	<b>COILS + 355MAV060120 VARIABLE-SPEED FURNACE</b>							
		CC5A/CD5AA042	34,400	TDR	13.50	—	13.50	12.05
		CC5A/CD5AW036	34,400	TDR	13.50	—	13.50	12.05
		CC5A/CD5AW042	33,800	TDR	13.50	—	13.50	12.00
		CE3AA036	34,000	TDR	13.50	—	13.50	11.85
		CE3AA042	34,600	TDR	13.50	—	13.50	12.10
		CK3BA042	34,600	TDR	13.50	—	13.50	12.10
		CK5A/CK5BA042	34,600	TDR	13.50	—	13.50	12.10
		CK5A/CK5BT042	34,600	TDR	13.50	—	13.50	12.10
		CK5A/CK5BW036	34,600	TDR	13.50	—	13.50	12.10
		CK5PA042	34,600	TDR&TXV	13.50	—	—	12.10
	CK5PT042	34,600	TDR&TXV	13.50	—	—	12.10	
	CK5PW036	34,600	TDR&TXV	13.50	—	—	12.10	
042-F	*CD5AA048	40,500	NONE	—	13.00	13.00	11.25	
	CC5A/CD5AA042	40,500	NONE	—	13.00	13.00	11.15	
	CC5A/CD5AC048	40,000	NONE	—	12.50	12.50	11.00	
	CC5A/CD5AW048	40,500	NONE	—	13.00	13.00	11.20	
	CE3AA042	41,000	NONE	—	13.00	13.00	11.30	
	CE3AA048	41,000	NONE	—	13.00	13.00	11.35	
	CF5AA048	40,500	NONE	—	12.50	12.50	11.20	
	CK3BA042	40,500	NONE	—	13.00	13.00	11.20	
	CK3BA048	40,500	NONE	—	13.00	13.00	11.30	
	CK5A/CK5BA042	40,500	NONE	—	13.00	13.00	11.20	
	CK5A/CK5BA048	40,500	NONE	—	13.00	13.00	11.30	
	CK5A/CK5BE042	39,500	NONE	—	12.50	12.50	11.30	
	CK5A/CK5BT042	40,500	NONE	—	13.00	13.00	11.20	
	CK5A/CK5BT048	40,500	NONE	—	13.00	13.00	11.30	
	CK5A/CK5BW048	40,500	NONE	—	13.00	13.00	11.30	
	CK5PA042	40,500	TXV	—	13.00	—	11.20	
	CK5PA048	40,500	TXV	—	13.00	—	11.30	
	CK5PE042	39,500	TXV	—	12.50	—	11.30	
	CK5PT042	40,500	TXV	—	13.00	—	11.20	
	CK5PT048	40,500	TXV	—	13.00	—	11.30	
	CK5PW048	40,500	TXV	—	13.00	—	11.30	
	F(A,B)4(A,B)N(F,B,C)042	40,500	TDR	12.50	—	12.50	11.25	
	F(A,B)4(A,B)N(F,B,C)048	41,000	TDR	13.00	—	13.00	11.45	
	FE4ANB006	41,500	TDR&TXV	14.00	—	—	12.90	
	FE4ANF003	39,500	TDR&TXV	13.00	—	—	11.95	
	FE4ANF005	41,000	TDR&TXV	13.50	—	—	12.50	
	FG3AAA048	40,000	NONE	—	12.50	12.50	11.25	
	FK4(C,D)NB006	41,500	TDR&TXV	14.00	—	—	12.90	
	FK4(C,D)NF003	39,500	TDR&TXV	13.00	—	—	12.00	
	FK4(C,D)NF005	41,000	TDR&TXV	13.50	—	—	12.55	
	FV4(A,B)NB006	41,500	TDR&TXV	14.00	—	—	12.90	
	FV4(A,B)NF003	39,500	TDR&TXV	13.00	—	—	11.95	
	FV4(A,B)NF005	41,000	TDR&TXV	13.50	—	—	12.50	
	FX4(A,B)NF042	40,000	TDR&TXV	12.50	—	—	11.10	
	FX4(A,B)NF048	40,500	TDR&TXV	12.50	—	—	11.20	
	<b>COILS + 315(A,J)AV048090 VARIABLE-SPEED FURNACE</b>							
		CC5A/CD5AA042	40,000	TDR	13.50	—	13.50	11.85
		CC5A/CD5AC048	40,000	TDR	13.50	—	13.50	11.85
		CD5AA048	40,500	TDR	13.50	—	13.50	12.00
		CE3AA042	40,500	TDR	13.50	—	13.50	11.90
		CE3AA048	41,000	TDR	13.50	—	13.50	11.95
		CK3BA042	40,500	TDR	13.50	—	13.50	11.90
	CK3BA048	40,500	TDR	13.50	—	13.50	12.00	
	CK5A/CK5BA042	40,000	TDR	13.50	—	13.50	11.90	
	CK5A/CK5BA048	40,500	TDR	13.50	—	13.50	12.00	
	CK5A/CK5BE042	40,500	TDR	13.50	—	13.50	11.95	
	CK5A/CK5BT042	40,500	TDR	13.50	—	13.50	11.90	
	CK5A/CK5BT048	40,500	TDR	13.50	—	13.50	12.00	
	CK5PA042	40,500	TDR&TXV	13.50	—	—	11.90	
	CK5PA048	40,500	TDR&TXV	13.50	—	—	12.00	
	CK5PE042	40,500	TDR&TXV	13.50	—	—	11.95	
	CK5PT042	40,500	TDR&TXV	13.50	—	—	11.90	
	CK5PT048	40,500	TDR&TXV	13.50	—	—	12.00	
<b>COILS + 315(A,J)AV060110 VARIABLE-SPEED FURNACE</b>								
	CC5A/CD5AA042	40,000	TDR	13.50	—	13.50	11.80	
	CC5A/CD5AC048	40,000	TDR	13.50	—	13.50	11.70	
	CC5A/CD5AW042	39,500	TDR	13.50	—	13.50	11.75	

See notes on page 22.



**COMBINATION RATINGS Continued**

UNIT SIZE-SERIES	INDOOR MODEL	TOT. CAP. BTUH	FACTORY- SUPPLIED ENHANCE- MENT	SEER			EER	
				Standard Rating	Bryant Gas Furnace or Accessory TDR†	Accessory Puron TXV‡		
042-F	CC5A/CD5AW048	40,500	TDR	14.00	—	14.00	11.95	
	CD5AA048	40,500	TDR	14.00	—	14.00	11.90	
	CE3AA042	40,500	TDR	13.50	—	13.50	11.85	
	CE3AA048	41,000	TDR	13.50	—	13.50	11.90	
	CK3BA042	40,500	TDR	13.50	—	13.50	11.80	
	CK3BA048	40,500	TDR	14.00	—	14.00	12.00	
	CK5A/CK5BA042	40,500	TDR	13.50	—	13.50	11.80	
	CK5A/CK5BA048	40,500	TDR	14.00	—	14.00	11.95	
	CK5A/CK5BE042	40,500	TDR	13.50	—	13.50	11.85	
	CK5A/CK5BT042	40,500	TDR	13.50	—	13.50	11.80	
	CK5A/CK5BT048	40,500	TDR	14.00	—	14.00	11.95	
	CK5A/CK5BW048	40,500	TDR	14.00	—	14.00	12.05	
	CK5PA042	40,500	TDR&TXV	13.50	—	—	11.75	
	CK5PA048	40,500	TDR&TXV	14.00	—	—	11.95	
	CK5PE042	40,500	TDR&TXV	13.50	—	—	11.85	
	CK5PT042	40,500	TDR&TXV	13.50	—	—	11.75	
	CK5PT048	40,500	TDR&TXV	14.00	—	—	11.95	
	CK5PW048	40,500	TDR&TXV	14.00	—	—	12.05	
	<b>COILS + 315(A,J)AV066135 VARIABLE-SPEED FURNACE</b>							
		CC5A/CD5AA042	40,500	TDR	13.50	—	13.50	11.95
		CC5A/CD5AC048	40,000	TDR	13.50	—	13.50	12.00
		CC5A/CD5AW042	40,000	TDR	13.50	—	13.50	11.85
		CC5A/CD5AW048	40,500	TDR	14.00	—	14.00	12.15
		CD5AA048	40,500	TDR	14.00	—	14.00	12.15
		CE3AA042	40,500	TDR	13.50	—	13.50	12.05
		CE3AA048	41,000	TDR	13.50	—	13.50	12.10
		CK3BA042	40,500	TDR	13.50	—	13.50	12.00
		CK3BA048	40,500	TDR	14.00	—	14.00	12.15
		CK5A/CK5BA042	40,500	TDR	13.50	—	13.50	12.00
	CK5A/CK5BA048	40,500	TDR	14.00	—	14.00	12.15	
	CK5A/CK5BT042	40,500	TDR	13.50	—	13.50	12.00	
	CK5A/CK5BT048	40,500	TDR	14.00	—	14.00	12.15	
	CK5A/CK5BW048	40,500	TDR	14.00	—	14.00	12.15	
	CK5PA042	40,500	TDR&TXV	13.50	—	—	12.00	
	CK5PA048	40,500	TDR&TXV	14.00	—	—	12.15	
	CK5PT042	40,500	TDR&TXV	13.50	—	—	12.00	
	CK5PT048	40,500	TDR&TXV	14.00	—	—	12.15	
	CK5PW048	40,500	TDR&TXV	14.00	—	—	12.15	
<b>COILS + 315(A,J)AV066155 VARIABLE-SPEED FURNACE</b>								
	CC5A/CD5AA042	40,500	TDR	13.50	—	13.50	12.00	
	CC5A/CD5AC048	40,000	TDR	13.50	—	13.50	12.05	
	CC5A/CD5AW042	40,000	TDR	13.50	—	13.50	11.90	
	CC5A/CD5AW048	40,500	TDR	14.00	—	14.00	12.20	
	CD5AA048	40,500	TDR	14.00	—	14.00	12.20	
	CE3AA042	40,500	TDR	13.50	—	13.50	12.05	
	CE3AA048	41,000	TDR	13.50	—	13.50	12.10	
	CK3BA042	40,500	TDR	13.50	—	13.50	12.05	
	CK3BA048	40,500	TDR	14.00	—	14.00	12.20	
	CK5A/CK5BA042	40,500	TDR	13.50	—	13.50	12.05	
	CK5A/CK5BA048	40,500	TDR	14.00	—	14.00	12.20	
	CK5A/CK5BT042	40,500	TDR	13.50	—	13.50	12.05	
	CK5A/CK5BT048	40,500	TDR	14.00	—	14.00	12.20	
	CK5A/CK5BW048	40,500	TDR	14.00	—	14.00	12.20	
	CK5PA042	40,500	TDR&TXV	13.50	—	—	12.05	
	CK5PA048	40,500	TDR&TXV	14.00	—	—	12.20	
	CK5PT042	40,500	TDR&TXV	13.50	—	—	12.05	
	CK5PT048	40,500	TDR&TXV	14.00	—	—	12.20	
	CK5PW048	40,500	TDR&TXV	14.00	—	—	12.20	
<b>COILS + 355MAV042040 VARIABLE-SPEED FURNACE</b>								
	CC5A/CD5AA042	40,500	TDR	12.80	—	12.80	11.05	
	CC5A/CD5AW048	40,500	TDR	13.00	—	13.00	11.30	
	CE3AA042	40,000	TDR	13.00	—	13.00	11.15	
	CE3AA048	40,000	TDR	13.00	—	13.00	11.20	
<b>COILS + 355MAV042060 VARIABLE-SPEED FURNACE</b>								
	CC5A/CD5AC048	40,000	TDR	12.50	—	12.50	11.15	
	CD5AA048	40,000	TDR	13.00	—	13.00	11.35	
	CE3AA042	40,500	TDR	13.00	—	13.00	11.20	
	CE3AA048	40,500	TDR	13.00	—	13.00	11.25	
<b>COILS + 355MAV042080 VARIABLE-SPEED FURNACE</b>								
	CC5A/CD5AA042	40,500	TDR	13.00	—	13.00	11.40	
	CC5A/CD5AC048	40,000	TDR	13.00	—	13.00	11.45	
	CD5AA048	40,500	TDR	13.50	—	13.50	11.60	
	CE3AA042	41,000	TDR	13.00	—	13.00	11.50	
	CE3AA048	41,000	TDR	13.20	—	13.20	11.55	
	CK3BA042	40,500	TDR	13.00	—	13.00	11.30	
	CK3BA048	40,500	TDR	13.20	—	13.20	11.55	
	CK5A/CK5BA042	40,500	TDR	13.00	—	13.00	11.30	
	CK5A/CK5BA048	40,500	TDR	13.20	—	13.20	11.55	
	CK5A/CK5BT042	40,500	TDR	13.00	—	13.00	11.30	
	CK5A/CK5BT048	40,500	TDR	13.20	—	13.20	11.55	
	CK5PA042	40,500	TDR&TXV	13.00	—	—	11.30	
	CK5PA048	40,500	TDR&TXV	13.20	—	—	11.55	

See notes on page 22.

**COMBINATION RATINGS Continued**

UNIT SIZE-SERIES	INDOOR MODEL	TOT. CAP. BTUH	FACTORY- SUPPLIED ENHANCE- MENT	SEER			EER	
				Standard Rating	Bryant Gas Furnace or Accessory TDR†	Accessory Puron TXV‡		
042-F	CK5PT042	40,500	TDR&TXV	13.00	—	—	11.30	
	CK5PT048	40,500	TDR&TXV	13.20	—	—	11.55	
	<b>COILS + 355MAV060080 VARIABLE-SPEED FURNACE</b>							
	CC5A/CD5AA042	40,500	TDR	13.20	—	13.20	11.50	
	CC5A/CD5AC048	40,000	TDR	13.20	—	13.20	11.55	
	CD5AA048	40,500	TDR	13.50	—	13.50	11.75	
	CE3AA042	41,000	TDR	13.20	—	13.20	11.60	
	CE3AA048	41,000	TDR	13.50	—	13.50	11.65	
	<b>COILS + 355MAV060100 VARIABLE-SPEED FURNACE</b>							
	CC5A/CD5AA042	40,500	TDR	13.20	—	13.20	11.50	
	CC5A/CD5AC048	40,000	TDR	13.20	—	13.20	11.55	
	CD5AA048	40,500	TDR	13.50	—	13.50	11.75	
	CE3AA042	41,000	TDR	13.20	—	13.20	11.60	
	CE3AA048	41,000	TDR	13.50	—	13.50	11.65	
	CK3BA042	40,500	TDR	13.00	—	13.00	11.55	
	CK3BA048	40,500	TDR	13.50	—	13.50	11.80	
	CK5A/CK5BA042	40,500	TDR	13.00	—	13.00	11.55	
	CK5A/CK5BA048	40,500	TDR	13.50	—	13.50	11.80	
	CK5A/CK5BT042	40,500	TDR	13.00	—	13.00	11.55	
	CK5A/CK5BT048	40,500	TDR	13.50	—	13.50	11.80	
	CK5PA042	40,500	TDR&TXV	13.00	—	—	11.55	
	CK5PA048	40,500	TDR&TXV	13.50	—	—	11.80	
	CK5PT042	40,500	TDR&TXV	13.00	—	—	11.55	
	CK5PT048	40,500	TDR&TXV	13.50	—	—	11.80	
	<b>COILS + 355MAV060120 VARIABLE-SPEED FURNACE</b>							
	CC5A/CD5AA042	40,500	TDR	13.20	—	13.20	11.50	
	CC5A/CD5AW048	40,500	TDR	13.50	—	13.50	11.75	
	CE3AA042	41,000	TDR	13.20	—	13.20	11.60	
	CE3AA048	41,000	TDR	13.50	—	13.50	11.65	
	CK3BA042	40,500	TDR	13.00	—	13.00	11.65	
	CK3BA048	40,500	TDR	13.50	—	13.50	11.85	
	CK5A/CK5BA042	40,500	TDR	13.00	—	13.00	11.65	
	CK5A/CK5BT042	40,500	TDR	13.00	—	13.00	11.65	
	CK5A/CK5BW048	40,500	TDR	13.50	—	13.50	11.85	
	CK5PA042	40,500	TDR&TXV	13.00	—	—	11.65	
	CK5PT042	40,500	TDR&TXV	13.00	—	—	11.65	
	CK5PW048	40,500	TDR&TXV	13.50	—	—	11.85	
	048-F	*CC5A/CD5AA060	46,500	NONE	—	13.00	13.00	11.50
		CC5A/CD5AC048	45,000	NONE	—	12.50	12.50	11.35
		CC5A/CD5AW048	46,000	NONE	—	13.00	13.00	11.50
		CC5A/CD5AW060	47,000	NONE	—	13.00	13.00	11.80
		CD5AA048	46,000	NONE	—	13.00	13.00	11.50
		CD5PX060	47,500	TXV	—	13.50	—	11.90
		CE3AA048	46,500	NONE	—	13.00	13.00	11.65
		CE3AA060	47,000	NONE	—	13.00	13.00	11.85
CF5AA048		46,000	NONE	—	12.50	12.50	11.55	
CK3BA048		46,000	NONE	—	13.00	13.00	11.55	
CK3BA060		46,500	NONE	—	13.00	13.00	11.65	
CK5A/CK5BA048		46,000	NONE	—	13.00	13.00	11.55	
CK5A/CK5BA060		46,500	NONE	—	13.00	13.00	11.65	
CK5A/CK5BT048		46,000	NONE	—	13.00	13.00	11.55	
CK5A/CK5BT060		46,500	NONE	—	13.00	13.00	11.65	
CK5A/CK5BW048		46,000	NONE	—	13.00	13.00	11.55	
CK5A/CK5BX060		47,000	NONE	—	13.00	13.00	11.90	
CK5PA048		46,000	TXV	—	13.00	—	11.55	
CK5PA060		46,500	TXV	—	13.00	—	11.65	
CK5PT048		46,000	TXV	—	13.00	—	11.55	
CK5PT060		46,500	TXV	—	13.00	—	11.65	
CK5PW048		46,000	TXV	—	13.00	—	11.55	
CK5PX060		47,000	TXV	—	13.00	—	11.90	
F(A,B)4(A,B)N(F,B,C)048		46,000	TDR	12.20	—	12.20	11.50	
F(A,B)4(A,B)N(F,B,C)060		47,000	TDR	12.50	—	12.50	11.55	
FB4(A,B)NB070		47,500	TDR	13.00	—	13.00	12.00	
FE4ANB006		47,500	TDR&TXV	14.00	—	—	13.15	
FE4ANF005		47,000	TDR&TXV	13.80	—	—	12.40	
FG3AAA048		46,000	NONE	—	12.20	12.20	11.50	
FG3AAA060		46,500	NONE	—	12.50	12.50	11.65	
FK4(C,D)NB006		47,500	TDR&TXV	14.00	—	—	13.15	
FK4(C,D)NF005		47,000	TDR&TXV	13.80	—	—	12.40	
FV4(A,B)NB006		47,500	TDR&TXV	14.00	—	—	13.15	
FV4(A,B)NF005		47,000	TDR&TXV	13.80	—	—	12.40	
FX4(A,B)NB060		47,000	TDR&TXV	12.50	—	—	11.50	
FX4(A,B)NF048		46,000	TDR&TXV	12.20	—	—	11.50	
<b>COILS + 315(A,J)AV048090 VARIABLE-SPEED FURNACE</b>								
CC5A/CD5AC048		45,000	TDR	13.00	—	13.00	11.80	
CD5AA048		46,000	TDR	13.50	—	13.50	11.95	
CE3AA048		46,500	TDR	13.50	—	13.50	11.95	
CE3AA060		47,000	TDR	13.50	—	13.50	12.25	
CK3BA048		46,000	TDR	13.50	—	13.50	11.95	
CK5A/CK5BA048		46,000	TDR	13.50	—	13.50	11.95	
CK5A/CK5BT048		46,000	TDR	13.50	—	13.50	11.95	
CK5PA048		46,000	TDR&TXV	13.50	—	—	11.90	
CK5PT048	46,000	TDR&TXV	13.50	—	—	11.90		

See notes on page 22.

**COMBINATION RATINGS Continued**

UNIT SIZE-SERIES	INDOOR MODEL	TOT. CAP. BTUH	FACTORY- SUPPLIED ENHANCE- MENT	SEER			EER
				Standard Rating	Bryant Gas Furnace or Accessory TDR†	Accessory Puron TXV‡	
048-F	<b>COILS + 315(A,J)AV060110 VARIABLE-SPEED FURNACE</b>						
	CC5A/CD5AA060	46,000	TDR	13.00	—	13.00	12.00
	CC5A/CD5AC048	45,000	TDR	13.00	—	13.00	11.70
	CC5A/CD5AW048	45,500	TDR	13.50	—	13.50	11.95
	CD5AA048	45,500	TDR	13.50	—	13.50	11.95
	CE3AA048	46,000	TDR	13.00	—	13.00	11.95
	CE3AA060	47,000	TDR	14.00	—	14.00	12.35
	CK3BA048	46,000	TDR	13.50	—	13.50	12.00
	CK3BA060	46,500	TDR	13.50	—	13.50	12.35
	CK5A/CK5BA048	46,000	TDR	13.50	—	13.50	11.95
	CK5A/CK5BA060	46,500	TDR	13.50	—	13.50	12.35
	CK5A/CK5BT048	46,000	TDR	13.50	—	13.50	11.95
	CK5A/CK5BT060	46,500	TDR	13.50	—	13.50	12.40
	CK5A/CK5BW048	46,000	TDR	13.50	—	13.50	12.05
	CK5A/CK5BX060	47,500	TDR	14.00	—	14.00	12.50
	CK5PA048	46,000	TDR&TXV	13.50	—	—	11.90
	CK5PA060	46,500	TDR&TXV	13.50	—	—	12.35
	CK5PT048	46,000	TDR&TXV	13.50	—	—	11.90
	CK5PT060	46,500	TDR&TXV	13.50	—	—	12.35
	CK5PW048	46,000	TDR&TXV	13.50	—	—	12.00
	CK5PX060	47,500	TDR&TXV	14.00	—	—	12.50
	<b>COILS + 315(A,J)AV066135 VARIABLE-SPEED FURNACE</b>						
	CC5A/CD5AA060	46,000	TDR	13.50	—	13.50	12.15
	CC5A/CD5AC048	45,000	TDR	13.50	—	13.50	12.00
	CC5A/CD5AW048	46,000	TDR	13.50	—	13.50	12.15
	CC5A/CD5AW060	47,000	TDR	14.00	—	14.00	12.45
	CD5AA048	46,000	TDR	13.50	—	13.50	12.15
	CD5PX060	47,500	TDR&TXV	14.00	—	—	12.55
	CE3AA048	46,500	TDR	13.50	—	13.50	12.10
	CE3AA060	47,000	TDR	14.00	—	14.00	12.45
	CK3BA048	46,000	TDR	13.50	—	13.50	12.15
	CK3BA060	46,500	TDR	13.50	—	13.50	12.45
CK5A/CK5BA048	46,000	TDR	13.50	—	13.50	12.15	
CK5A/CK5BA060	46,500	TDR	13.50	—	13.50	12.45	
CK5A/CK5BT048	46,000	TDR	13.50	—	13.50	12.15	
CK5A/CK5BT060	46,500	TDR	13.50	—	13.50	12.45	
CK5A/CK5BW048	46,000	TDR	13.50	—	13.50	12.15	
CK5A/CK5BX060	47,500	TDR	14.00	—	14.00	12.65	
CK5PA048	46,000	TDR&TXV	13.50	—	—	12.10	
CK5PA060	46,500	TDR&TXV	13.50	—	—	12.45	
CK5PT048	46,000	TDR&TXV	13.50	—	—	12.10	
CK5PT060	46,500	TDR&TXV	13.50	—	—	12.45	
CK5PW048	46,000	TDR&TXV	13.50	—	—	12.10	
CK5PX060	47,500	TDR&TXV	14.00	—	—	12.70	
<b>COILS + 315(A,J)AV066155 VARIABLE-SPEED FURNACE</b>							
CC5A/CD5AA060	46,000	TDR	13.50	—	13.50	12.25	
CC5A/CD5AC048	45,000	TDR	13.50	—	13.50	12.10	
CC5A/CD5AW048	46,000	TDR	13.50	—	13.50	12.25	
CC5A/CD5AW060	47,000	TDR	14.00	—	14.00	12.55	
CD5AA048	46,000	TDR	13.50	—	13.50	12.25	
CD5PX060	47,500	TDR&TXV	14.00	—	—	12.65	
CE3AA048	46,500	TDR	13.50	—	13.50	12.20	
CE3AA060	47,000	TDR	14.00	—	14.00	12.55	
CK3BA048	46,000	TDR	13.50	—	13.50	12.25	
CK3BA060	46,500	TDR	13.50	—	13.50	12.55	
CK5A/CK5BA048	46,000	TDR	13.50	—	13.50	12.25	
CK5A/CK5BA060	46,500	TDR	13.50	—	13.50	12.55	
CK5A/CK5BT048	46,000	TDR	13.50	—	13.50	12.25	
CK5A/CK5BT060	46,500	TDR	13.50	—	13.50	12.55	
CK5A/CK5BW048	46,000	TDR	13.50	—	13.50	12.25	
CK5A/CK5BX060	47,500	TDR	14.00	—	14.00	12.75	
CK5PA048	46,000	TDR&TXV	13.50	—	—	12.15	
CK5PA060	46,500	TDR&TXV	13.50	—	—	12.55	
CK5PT048	46,000	TDR&TXV	13.50	—	—	12.15	
CK5PT060	46,500	TDR&TXV	13.50	—	—	12.55	
CK5PW048	46,000	TDR&TXV	13.50	—	—	12.15	
CK5PX060	47,500	TDR&TXV	14.00	—	—	12.75	
<b>COILS + 355MAV060080 VARIABLE-SPEED FURNACE</b>							
CC5A/CD5AA060	46,500	TDR	13.00	—	13.00	11.55	
CC5A/CD5AC048	45,000	TDR	12.50	—	12.50	11.20	
CC5A/CD5AW060	47,000	TDR	13.50	—	13.50	12.00	
CD5AA048	46,000	TDR	13.00	—	13.00	11.50	
CE3AA048	46,500	TDR	13.00	—	13.00	11.55	
CE3AA060	47,000	TDR	13.20	—	13.20	11.95	
<b>COILS + 355MAV060100 VARIABLE-SPEED FURNACE</b>							
CC5A/CD5AA060	46,500	TDR	13.00	—	13.00	11.55	
CC5A/CD5AC048	45,000	TDR	12.50	—	12.50	11.20	
CC5A/CD5AW060	47,000	TDR	13.50	—	13.50	12.00	
CD5AA048	46,000	TDR	13.00	—	13.00	11.50	
CE3AA048	46,500	TDR	13.00	—	13.00	11.55	
CE3AA060	47,000	TDR	13.20	—	13.20	11.95	
CK3BA060	46,500	TDR	13.00	—	13.00	11.70	
CK5A/CK5BA060	46,500	TDR	13.00	—	13.00	11.70	
CK5A/CK5BT060	46,500	TDR	13.00	—	13.00	11.70	
CK5A/CK5BX060	47,500	TDR	13.50	—	13.50	12.05	

See notes on page 22.

## COMBINATION RATINGS Continued

UNIT SIZE-SERIES	INDOOR MODEL	TOT. CAP. BTUH	FACTORY- SUPPLIED ENHANCE- MENT	SEER			EER	
				Standard Rating	Bryant Gas Furnace or Accessory TDR†	Accessory Puron TXV‡		
048-F	CK5PA060	46,500	TDR&TXV	13.00	—	—	11.70	
	CK5PT060	46,500	TDR&TXV	13.00	—	—	11.70	
	CK5PX060	47,500	TDR&TXV	13.50	—	—	12.05	
	<b>COILS + 355MAV060120 VARIABLE-SPEED FURNACE</b>							
	CC5A/CD5AA060	46,500	TDR	13.00	—	13.00	11.55	
	CC5A/CD5AW048	46,000	TDR	13.00	—	13.00	11.50	
	CC5A/CD5AW060	47,000	TDR	13.50	—	13.50	12.00	
	CE3AA048	46,500	TDR	13.00	—	13.00	11.55	
	CE3AA060	47,000	TDR	13.20	—	13.20	11.95	
	CK3BA048	46,000	TDR	13.00	—	13.00	11.60	
	CK3BA060	46,500	TDR	13.00	—	13.00	11.80	
	CK5A/CK5BA060	46,500	TDR	13.00	—	13.00	11.80	
	CK5A/CK5BT060	46,500	TDR	13.00	—	13.00	11.80	
	CK5A/CK5BW048	46,000	TDR	13.00	—	13.00	11.60	
	CK5A/CK5BX060	47,500	TDR	13.50	—	13.50	12.15	
	CK5PA060	46,500	TDR&TXV	13.00	—	—	11.80	
	CK5PT060	46,500	TDR&TXV	13.00	—	—	11.80	
	CK5PW048	46,000	TDR&TXV	13.00	—	—	11.60	
	CK5PX060	47,500	TDR&TXV	13.50	—	—	12.15	

See notes on page 22.

**COMBINATION RATINGS Continued**

UNIT SIZE-SERIES	INDOOR MODEL	TOT. CAP. BTUH	FACTORY- SUPPLIED ENHANCE- MENT	SEER				EER	
				Standard Rating	Bryant Gas Furnace or Accessory TDR†	Bryant Gas Furnace or Accessory TDR + TXV‡	Accessory Puron TXV‡		
060-H	*CD5PX060	59,000	TXV	—	13.00	—	—	11.05	
	CC5A/CD5AA060	56,000	NONE	—	—	12.50	—	10.65	
	CC5A/CD5AW060	58,000	NONE	—	—	12.50	—	10.90	
	CE3AA060	58,000	NONE	—	—	13.00	—	11.00	
	CK3BA060	58,000	NONE	—	—	12.50	—	10.95	
	CK5A/CK5BA060	58,000	NONE	—	—	12.50	—	10.95	
	CK5A/CK5BT060	58,000	NONE	—	—	12.50	—	10.95	
	CK5A/CK5BX060	59,000	NONE	—	—	13.00	—	11.10	
	CK5PA060	58,000	TXV	—	12.50	—	—	10.95	
	CK5PT060	58,000	TXV	—	12.50	—	—	10.95	
	CK5PX060	59,000	TXV	—	13.00	—	—	11.10	
	F(A,B)4BN(F,B,C)060	58,000	TDR	—	—	—	12.50	10.70	
	FB4BNB070	59,000	TDR	—	—	—	13.00	11.05	
	FC4CN(F,B)060	58,000	TDR&TXV	12.50	—	—	—	10.70	
	FC4CNB070	59,000	TDR&TXV	13.00	—	—	—	11.05	
	FE4ANB006	59,000	TDR&TXV	13.50	—	—	—	11.75	
	FG3AAA060	57,000	NONE	—	—	12.50	—	10.80	
	FK4DNB006	59,000	TDR&TXV	13.50	—	—	—	11.75	
	FV4BNB006	59,000	TDR&TXV	13.50	—	—	—	11.75	
	FX4BNB060	59,000	TDR&TXV	13.00	—	—	—	11.05	
	<b>COILS + 315(A,J)AV060110 VARIABLE-SPEED FURNACE</b>								
		CC5A/CD5AA060	56,000	TDR	—	—	—	12.50	10.75
		CD5PX060	58,000	TDR&TXV	13.00	—	—	—	11.10
		CE3AA060	58,000	TDR	—	—	—	13.00	11.10
		CK3BA060	57,500	TDR	—	—	—	13.00	11.10
		CK5A/CK5BA060	57,500	TDR	—	—	—	13.00	11.10
		CK5A/CK5BT060	57,500	TDR	—	—	—	13.00	11.10
		CK5A/CK5BX060	58,500	TDR	—	—	—	13.00	11.25
		CK5PA060	57,500	TDR&TXV	13.00	—	—	—	11.10
		CK5PT060	57,500	TDR&TXV	13.00	—	—	—	11.10
		CK5PX060	58,500	TDR&TXV	13.00	—	—	—	11.25
<b>COILS + 315(A,J)AV066135 VARIABLE-SPEED FURNACE</b>									
	CC5A/CD5AA060	56,000	TDR	—	—	—	12.50	10.90	
	CD5PX060	58,000	TDR&TXV	13.00	—	—	—	11.30	
	CE3AA060	58,000	TDR	—	—	—	13.00	11.30	
	CK3BA060	57,500	TDR	—	—	—	13.00	11.25	
	CK5A/CK5BA060	57,500	TDR	—	—	—	13.00	11.25	
	CK5A/CK5BT060	57,500	TDR	—	—	—	13.00	11.25	
	CK5A/CK5BX060	58,500	TDR	—	—	—	13.00	11.40	
	CK5PA060	57,500	TDR&TXV	13.00	—	—	—	11.25	
	CK5PT060	57,500	TDR&TXV	13.00	—	—	—	11.25	
	CK5PX060	58,500	TDR&TXV	13.00	—	—	—	11.40	
<b>COILS + 315(A,J)AV066155 VARIABLE-SPEED FURNACE</b>									
	CC5A/CD5AA060	56,000	TDR	—	—	—	13.00	11.00	
	CD5PX060	58,000	TDR&TXV	13.00	—	—	—	11.40	
	CE3AA060	58,000	TDR	—	—	—	13.00	11.40	
	CK3BA060	57,500	TDR	—	—	—	13.00	11.35	
	CK5A/CK5BA060	57,500	TDR	—	—	—	13.00	11.35	
	CK5A/CK5BT060	57,500	TDR	—	—	—	13.00	11.35	
	CK5A/CK5BX060	58,500	TDR	—	—	—	13.00	11.50	
	CK5PA060	57,500	TDR&TXV	13.00	—	—	—	11.35	
	CK5PT060	57,500	TDR&TXV	13.00	—	—	—	11.35	
	CK5PX060	58,500	TDR&TXV	13.00	—	—	—	11.50	
<b>COILS + 355MAV060080 VARIABLE-SPEED FURNACE</b>									
	CK3BA060	57,500	TDR	—	—	—	12.50	10.70	
	CK5A/CK5BA060	57,500	TDR	—	—	—	12.50	10.70	
	CK5A/CK5BT060	57,500	TDR	—	—	—	12.50	10.70	
	CK5PA060	57,500	TDR&TXV	12.50	—	—	—	10.70	
	CK5PT060	57,500	TDR&TXV	12.50	—	—	—	10.70	
<b>COILS + 355MAV060100 VARIABLE-SPEED FURNACE</b>									
	CK3BA060	57,500	TDR	—	—	—	12.50	10.80	
	CK5A/CK5BA060	57,500	TDR	—	—	—	12.50	10.85	
	CK5A/CK5BT060	57,500	TDR	—	—	—	12.50	10.85	
	CK5PA060	57,500	TDR&TXV	12.50	—	—	—	10.85	
	CK5PT060	57,500	TDR&TXV	12.50	—	—	—	10.85	
<b>COILS + 355MAV060120 VARIABLE-SPEED FURNACE</b>									
	CC5A/CD5AA060	56,000	TDR	—	—	—	12.50	10.55	
	CK3BA060	57,500	TDR	—	—	—	12.50	10.90	
	CK5A/CK5BA060	57,500	TDR	—	—	—	12.50	10.95	
	CK5A/CK5BT060	57,500	TDR	—	—	—	12.50	10.95	
	CK5A/CK5BX060	58,500	TDR	—	—	—	13.00	11.05	
	CK5PA060	57,500	TDR&TXV	12.50	—	—	—	10.95	
	CK5PT060	57,500	TDR&TXV	12.50	—	—	—	10.95	
	CK5PX060	58,500	TDR&TXV	13.00	—	—	—	11.05	

See notes on page 22.

\* Tested combination.

† In most cases, only one method should be used to achieve TDR function. Using more than one method in a system may cause degradation in performance. Use either the accessory Time-Delay Relay KAATD0101TDR or a furnace equipped with TDR. Most Bryant furnaces are equipped with TDR.

‡ TXV must be Puron compatible and hard shutoff type.

**EER** — Energy Efficiency Ratio

**LLS** — Liquid-Line Solenoid Valve

**SEER** — Seasonal Energy Efficiency Ratio

**TDR** — Time-Delay Relay

**TXV** — Thermostatic Expansion Valve

- NOTES:**
1. Ratings are net values reflecting the effects of circulating fan motor heat. Supplemental electric heat is not included.
  2. Tested outdoor/indoor combinations have been tested in accordance with DOE test procedures for electric air conditioners. Ratings for other combinations are determined under DOE computer simulation procedures.
  3. Determine actual CFM values obtainable for your system by referring to fan performance data in fan coil or furnace coil literature.
  4. Do not apply with capillary tube coils as performance and reliability are significantly affected.

## DETAILED COOLING CAPACITIES\*

EVAP AIR		CONDENSER ENTERING AIR TEMPERATURES °F																	
		75			85			95			105			115			125		
CFM	EWB	Capacity MBtu/h†		Total Sys kW**	Capacity MBtu/h†		Total Sys kW**	Capacity MBtu/h†		Total Sys kW**	Capacity MBtu/h†		Total Sys kW**	Capacity MBtu/h†		Total Sys kW**	Capacity MBtu/h†		Total Sys kW**
		Total	Sens‡		Total	Sens‡		Total	Sens‡		Total	Sens‡		Total	Sens‡		Total	Sens‡	
<b>550A024-G Outdoor Section With CC5A/CD5AA030 Indoor Section</b>																			
700	57	21.18	21.18	1.55	20.24	20.24	1.75	19.29	19.29	1.98	18.25	18.25	2.22	17.12	17.12	2.47	15.93	15.93	2.75
	62	22.64	20.05	1.55	21.22	19.43	1.77	19.94	18.79	1.99	18.56	18.06	2.22	17.12	17.12	2.47	15.93	15.93	2.75
	67	24.77	16.75	1.56	23.85	16.60	1.78	22.47	16.09	2.02	21.00	15.48	2.28	19.45	14.85	2.53	17.78	14.18	2.81
	72	25.81	13.18	1.58	25.61	13.23	1.79	24.84	13.05	2.03	23.58	12.61	2.29	22.06	12.07	2.57	20.37	11.46	2.87
800	57	22.22	22.22	1.58	21.17	21.17	1.80	20.15	20.15	2.03	19.06	19.06	2.27	17.91	17.91	2.53	16.64	16.64	2.81
	62	23.20	21.31	1.59	21.76	20.74	1.81	20.42	20.01	2.03	19.06	19.06	2.27	17.91	17.91	2.53	16.64	16.64	2.81
	67	25.02	17.33	1.60	24.32	17.46	1.81	23.00	17.09	2.05	21.46	16.52	2.32	19.85	15.87	2.58	18.15	15.19	2.86
	72	25.88	13.37	1.62	25.75	13.52	1.83	25.15	13.50	2.07	23.95	13.15	2.33	22.44	12.65	2.61	20.72	12.06	2.91
900	57	23.03	23.03	1.62	22.01	22.01	1.84	20.90	20.90	2.07	19.81	19.81	2.32	18.59	18.59	2.59	17.27	17.27	2.87
	62	23.64	22.41	1.63	22.28	21.90	1.84	20.89	20.89	2.07	19.80	19.80	2.32	18.58	18.58	2.59	17.27	17.27	2.87
	67	25.15	17.80	1.64	24.64	18.20	1.85	23.38	18.01	2.09	21.84	17.50	2.35	20.17	16.86	2.63	18.42	16.15	2.91
	72	25.90	13.52	1.65	25.81	13.75	1.87	25.31	13.85	2.11	24.19	13.62	2.37	22.71	13.17	2.64	20.99	12.62	2.95
Multipliers for Determining the Performance With Other Indoor Sections																			
Indoor Section	Size	Cooling		Indoor Section	Size	Cooling													
		Capacity	Power			Capacity	Power												
CC5A/CD5AA	024	0.99	1.00	CK3BA	024	0.97	0.88												
	030	1.00	1.00		030	0.99	0.89												
CC5A/CD5AW	024	0.99	1.00	CK5A/CK5BA	024	0.97	0.89												
	030	1.00	1.00		030	0.99	0.90												
CE3AA	024	0.99	0.99	CK5A/CK5BW	024	0.97	0.89												
	030	1.00	0.99		030	0.99	0.89												
CF5AA	024	0.99	1.00	CK5PA	024	0.97	0.89												
CK3BA	024	0.99	0.99		030	0.99	0.90												
	CK5A/CK5BA	024	0.99	0.99	CK5PW	024	0.97	0.89											
030		1.00	0.99	030		0.99	0.90												
CK5A/CK5BW	024	0.99	0.99	<b>COILS + 315(A,J)AV048090 VARIABLE SPEED FURNACE</b>															
CK5PA	024	0.99	0.99	CC5A/CD5AA	024	0.97	0.89												
	030	1.00	0.99		030	0.99	0.89												
CK5PW	024	0.99	0.99	CC5A/CD5AW	024	0.97	0.89												
	030	1.00	0.99		030	0.99	0.89												
F(A,B)4BN(F,C)	024	1.00	0.99	CE3AA	024	0.97	0.89												
	030	1.02	1.00		030	0.99	0.89												
FC4CNF	024	1.00	0.99	CK3BA	024	0.97	0.87												
	030	1.02	0.99		030	0.99	0.88												
FE4ANF	024	1.03	0.90	CK5A/CK5BA	024	0.97	0.88												
	003	1.03	0.89		030	0.99	0.89												
FF1DNA	024	1.00	1.00	CK5A/CK5BW	024	0.97	0.88												
	030	1.02	1.01		030	0.99	0.89												
FF1DNE	024	1.00	1.00	CK5PA	024	0.97	0.89												
	030	1.02	1.01		030	0.99	0.89												
FG3AAA	024	0.96	0.98	CK5PW	024	0.97	0.88												
FK4DNF	001	1.02	0.90		030	0.99	0.89												
	002	1.03	0.90	<b>COILS + 315(A,J)AV060110 VARIABLE SPEED FURNACE</b>															
	003	1.03	0.89	CC5A/CD5AW	024	0.97	0.89												
FV4BNF	002	1.03	0.90	CE3AA	024	0.97	0.90												
	003	1.03	0.89		030	0.99	0.89												
FX4BNF	024	1.02	0.98	CK3BA	024	0.97	0.87												
	030	1.02	0.98		030	0.99	0.89												
<b>COILS + 315(A,J)AV036070 VARIABLE SPEED FURNACE</b>				CK5A/CK5BW	024	0.97	0.89												
CC5A/CD5AA	024	0.97	0.90		030	0.99	0.89												
	CC5A/CD5AW	024	0.97	0.90	CK5PW	024	0.97	0.89											
030		0.99	0.90	030		0.99	0.90												
CE3AA	024	0.97	0.89	<b>COILS + 315(A,J)AV066135 VARIABLE SPEED FURNACE</b>															
	030	0.99	0.90	CE3AA	024	0.97	0.89												
					030	0.99	0.89												

See notes on page 38.

**DETAILED COOLING CAPACITIES\* continued**

EVAP AIR		CONDENSER ENTERING AIR TEMPERATURES °F																					
		75				85				95				105				115				125	
CFM	EWB	Capacity MBtu/h†		Total Sys kW**	Capacity MBtu/h†		Total Sys kW**	Capacity MBtu/h†		Total Sys kW**	Capacity MBtu/h†		Total Sys kW**	Capacity MBtu/h†		Total Sys kW**	Capacity MBtu/h†		Total Sys kW**				
		Total	Sens‡		Total	Sens‡		Total	Sens‡		Total	Sens‡		Total	Sens‡		Total	Sens‡		Total	Sens‡		
<b>550A024-G Outdoor Section With CC5A/CD5AA030 Indoor Section continued</b>																							
700	57	21.18	21.18	1.55	20.24	20.24	1.75	19.29	19.29	1.98	18.25	18.25	2.22	17.12	17.12	2.47	15.93	15.93	2.75				
	62	22.64	20.05	1.55	21.22	19.43	1.77	19.94	18.79	1.99	18.56	18.06	2.22	17.12	17.12	2.47	15.93	15.93	2.75				
	67	24.77	16.75	1.56	23.85	16.60	1.78	22.47	16.09	2.02	21.00	15.48	2.28	19.45	14.85	2.53	17.78	14.18	2.81				
	72	25.81	13.18	1.58	25.61	13.23	1.79	24.84	13.05	2.03	23.58	12.61	2.29	22.06	12.07	2.57	20.37	11.46	2.87				
800	57	22.22	22.22	1.58	21.17	21.17	1.80	20.15	20.15	2.03	19.06	19.06	2.27	17.91	17.91	2.53	16.64	16.64	2.81				
	62	23.20	21.31	1.59	21.76	20.74	1.81	20.42	20.01	2.03	19.06	19.06	2.27	17.91	17.91	2.53	16.64	16.64	2.81				
	67	25.02	17.33	1.60	24.32	17.46	1.81	23.00	17.09	2.05	21.46	16.52	2.32	19.85	15.87	2.58	18.15	15.19	2.86				
	72	25.88	13.37	1.62	25.75	13.52	1.83	25.15	13.50	2.07	23.95	13.15	2.33	22.44	12.65	2.61	20.72	12.06	2.91				
900	57	23.03	23.03	1.62	22.01	22.01	1.84	20.90	20.90	2.07	19.81	19.81	2.32	18.59	18.59	2.59	17.27	17.27	2.87				
	62	23.64	22.41	1.63	22.28	21.90	1.84	20.89	20.89	2.07	19.80	19.80	2.32	18.58	18.58	2.59	17.27	17.27	2.87				
	67	25.15	17.80	1.64	24.64	18.20	1.85	23.38	18.01	2.09	21.84	17.50	2.35	20.17	16.86	2.63	18.42	16.15	2.91				
	72	25.90	13.52	1.65	25.81	13.75	1.87	25.31	13.85	2.11	24.19	13.62	2.37	22.71	13.17	2.64	20.99	12.62	2.95				
Multipliers for Determining the Performance With Other Indoor Sections																							
Indoor Section	Size	Cooling		Indoor Section	Size	Cooling																	
		Capacity	Power			Capacity	Power																
<b>COILS + 315(A,J)AV066155 VARIABLE SPEED FURNACE</b>				CK5A/CK5BW	024	0.97	0.89																
CE3AA	024	0.97	0.89			CK5PW	030	0.99	0.89														
CE3AA	030	0.99	0.89	024	030			0.97	0.90														
		0.99	0.90			<b>COILS + 355MAV060080 VARIABLE SPEED FURNACE</b>																	
<b>COILS + 355MAV042040 VARIABLE SPEED FURNACE</b>				CC5A/CD5AW	024	0.97	0.89																
CE3AA	024	0.97	0.90			CE3AA	024	0.97	0.89														
CE3AA	030	0.99	0.90	030	030			0.99	0.90														
		<b>COILS + 355MAV042060 VARIABLE SPEED FURNACE</b>				CK3BA	024	0.97	0.88														
CC5A/CD5AA	024	0.97	0.90	030	030			0.99	0.89														
CC5A/CD5AW	024	0.97	0.89			024	030	0.97	0.88														
		0.99	0.90	CK5A/CK5BW	024			0.97	0.88														
CE3AA	024	0.97	0.89			030	030	0.99	0.89														
		0.99	0.90	CK5PW	024			0.97	0.89														
CK3BA	024	0.97	0.87			030	030	0.99	0.89														
		0.99	0.89	024	030			0.97	0.88														
CK5A/CK5BA	024	0.97	0.89			030	030	0.99	0.90														
		0.99	0.90	<b>COILS + 355MAV060100 VARIABLE SPEED FURNACE</b>																			
CK5A/CK5BW	024	0.97	0.88	CC5A/CD5AW	024	0.97	0.89																
		0.99	0.89			CE3AA	024	0.97	0.89														
CK5PA	024	0.97	0.89	030	030			0.99	0.89														
		0.99	0.90			CK3BA	024	0.97	0.87														
CK5PW	024	0.97	0.89	030	030			0.99	0.89														
		0.99	0.90			CK5A/CK5BW	024	0.97	0.88														
<b>COILS + 355MAV042080 VARIABLE SPEED FURNACE</b>				CK5PW	024			0.97	0.89														
CC5A/CD5AW	024	0.97	0.90			030	030	0.99	0.90														
CE3AA	024	0.97	0.90	<b>COILS + 355MAV060120 VARIABLE SPEED FURNACE</b>																			
		0.99	0.90	CE3AA	024	0.97	0.90																
CK3BA	024	0.97	0.88			030	030	0.99	0.90														
		0.99	0.89	—	—			—															

See notes on page 38.



**DETAILED COOLING CAPACITIES\* Continued**

EVAP AIR		CONDENSER ENTERING AIR TEMPERATURES °F																	
		75			85			95			105			115			125		
CFM	EWB	Capacity MBtu/h†		Total Sys kW**	Capacity MBtu/h†		Total Sys kW**	Capacity MBtu/h†		Total Sys kW**	Capacity MBtu/h†		Total Sys kW**	Capacity MBtu/h†		Total Sys kW**	Capacity MBtu/h†		Total Sys kW**
		Total	Sens‡		Total	Sens‡		Total	Sens‡		Total	Sens‡		Total	Sens‡		Total	Sens‡	
<b>550A030-F Outdoor Section With CC5A/CD5AA036 Indoor Section</b>																			
875	72	33.4	16.3	1.80	32.2	15.9	1.99	31.1	15.6	2.21	29.7	15.2	2.46	27.9	14.5	2.73	26.0	13.9	3.05
	67	31.4	21.2	1.79	30.0	20.7	1.97	28.6	20.1	2.19	27.0	19.6	2.43	24.5	18.6	2.69	21.7	17.5	2.97
	63††	29.4	20.9	1.77	27.8	20.2	1.96	25.1	19.0	2.15	22.3	17.8	2.37	20.4	17.0	2.63	18.2	16.1	2.91
	62	28.6	25.7	1.77	26.6	24.7	1.95	24.5	23.6	2.15	22.3	22.3	2.37	20.5	20.5	2.63	19.4	19.4	2.93
	57	26.6	26.6	1.75	25.1	25.1	1.93	23.6	23.6	2.14	21.9	21.9	2.37	20.8	20.8	2.63	19.6	19.6	2.93
1000	72	33.9	16.9	1.85	32.7	16.5	2.04	31.6	16.3	2.26	30.0	15.8	2.50	28.2	15.2	2.78	26.3	14.7	3.10
	67	31.9	22.3	1.83	30.5	21.8	2.02	29.0	21.3	2.23	27.4	20.8	2.47	25.2	20.0	2.74	22.3	18.9	3.02
	63††	30.0	22.1	1.82	28.5	21.5	2.00	25.8	20.3	2.20	23.1	19.2	2.42	21.1	18.3	2.68	18.9	17.4	2.96
	62	29.4	27.5	1.81	27.2	26.4	1.99	25.1	25.1	2.19	23.3	23.3	2.43	22.3	22.3	2.69	20.3	20.3	2.99
	57	27.9	27.9	1.80	26.4	26.4	1.99	24.7	24.7	2.19	23.7	23.7	2.43	22.6	22.6	2.70	20.4	20.4	2.99
1125	72	34.2	17.4	1.89	33.0	17.1	2.08	31.7	16.7	2.30	30.1	16.3	2.54	28.5	15.9	2.82	26.5	15.4	3.15
	67	32.2	23.3	1.87	30.8	22.9	2.06	29.3	22.4	2.27	27.7	22.0	2.51	25.7	21.3	2.78	22.7	20.2	3.07
	63††	30.3	23.1	1.86	29.0	22.7	2.05	26.3	21.6	2.25	24.1	20.6	2.47	21.8	19.6	2.73	19.6	18.7	3.01
	62	29.9	29.0	1.86	28.1	27.9	2.04	26.6	26.6	2.25	25.1	25.1	2.49	23.8	23.8	2.75	21.2	21.2	3.04
	57	29.5	29.5	1.85	28.2	28.2	2.04	26.6	26.6	2.25	25.3	25.3	2.49	23.5	23.5	2.75	21.1	21.1	3.04
Multipliers for Determining the Performance With Other Indoor Sections																			
Indoor Section	Size	Cooling		Indoor Section	Size	Cooling													
		Capacity	Power			Capacity	Power												
CC5A/CD5AA	030	0.97	1.00	CK5A/CK5BT	036	1.00	0.93												
	036	1.00	1.00		CK5A/CK5BW	030	0.97	0.92											
CC5A/CD5AW	030	0.97	1.00	CK5PA		030	0.99	0.94											
	036	1.00	1.00		036	1.00	0.93												
CE3AA	030	0.97	0.98	CK5PT	036	1.00	0.93												
	036	0.98	0.99		CK5PW	030	0.99	0.94											
CF5AA	036	0.98	0.98	<b>COILS + 315(A,J)AV048090 VARIABLE SPEED FURNACE</b>															
CK3BA	030	0.97	0.99	CC5A/CD5AA	030	0.97	0.92												
	036	1.00	1.00		036	1.00	0.92												
CK5A/CK5BA	030	0.97	0.99	CC5A/CD5AW	030	0.97	0.92												
	036	1.00	1.00		036	1.00	0.92												
CK5A/CK5BT	036	1.00	1.00	CE3AA	030	0.99	0.93												
CK5A/CK5BW	030	0.97	0.99		036	0.99	0.92												
CK5PA	030	0.97	0.99	CK3BA	030	0.97	0.91												
	036	1.00	1.00		036	1.00	0.92												
CK5PT	036	1.00	1.00	CK5A/CK5BA	030	0.97	0.91												
	CK5PW	030	0.97		0.99	CK5A/CK5BW	030	0.99	0.93										
036		1.00	1.00	036	1.00		0.92												
F(A,B)4(A,B)N(F,C)	030	0.99	1.00	CK5PA	030	0.99	0.94												
	036	1.00	1.02		036	1.00	0.92												
FE4ANF	002	1.00	0.93	CK5PT	36	1.00	0.92												
	003	1.02	0.91		CK5PW	030	0.99	0.94											
FF1DNA	030	0.99	1.00	036		1.00	0.92												
FG3AAA	036	0.98	1.00	<b>COILS + 315(A,J)AV060110 VARIABLE SPEED FURNACE</b>															
FK4(C,D)NF	001	0.99	0.91	CC5A/CD5AA	036	1.00	0.90												
	002	1.00	0.93	CC5A/CD5AW	030	0.97	0.90												
	003	1.02	0.92		036	1.00	0.90												
FV4(A,B)NF	002	1.00	0.93	CE3AA	030	0.99	0.91												
	003	1.02	0.91		036	1.00	0.91												
FX4(A,B)NF	030	0.99	1.00	CK3BA	030	0.99	0.90												
	036	1.00	1.02		036	1.00	0.90												
<b>COILS + 315(A,J)AV036070 VARIABLE SPEED FURNACE</b>				CK5A/CK5BA	036	1.00	0.90												
CC5A/CD5AA	030	0.97	0.93	CK5A/CK5BT	036	1.00	0.90												
	036	1.00	0.93		CK5A/CK5BW	030	0.99	0.91											
CC5A/CD5AW	030	0.97	0.93	036		1.00	0.90												
CE3AA	030	0.98	0.93	CK5PA	036	1.00	0.90												
	036	0.99	0.93		CK5PT	036	1.00	0.90											
CK3BA	030	0.97	0.92	CK5PW	030	0.99	0.91												
	036	1.00	0.93		036	1.00	0.90												

See notes on page 38.

## DETAILED COOLING CAPACITIES\* Continued

EVAP AIR		CONDENSER ENTERING AIR TEMPERATURES °F																					
		75				85				95				105				115				125	
CFM	EWB	Capacity MBtu/h†		Total Sys kW**	Capacity MBtu/h†		Total Sys kW**	Capacity MBtu/h†		Total Sys kW**	Capacity MBtu/h†		Total Sys kW**	Capacity MBtu/h†		Total Sys kW**	Capacity MBtu/h†		Total Sys kW**				
		Total	Sens‡		Total	Sens‡		Total	Sens‡		Total	Sens‡		Total	Sens‡		Total	Sens‡		Total	Sens‡		
<b>550A030-F Outdoor Section With CC5A/CD5AA036 Indoor Section Continued</b>																							
875	72	33.4	16.3	1.80	32.2	15.9	1.99	31.1	15.6	2.21	29.7	15.2	2.46	27.9	14.5	2.73	26.0	13.9	3.05				
	67	31.4	21.2	1.79	30.0	20.7	1.97	28.6	20.1	2.19	27.0	19.6	2.43	24.5	18.6	2.69	21.7	17.5	2.97				
	63††	29.4	20.9	1.77	27.8	20.2	1.96	25.1	19.0	2.15	22.3	17.8	2.37	20.4	17.0	2.63	18.2	16.1	2.91				
	62	28.6	25.7	1.77	26.6	24.7	1.95	24.5	23.6	2.15	22.3	22.3	2.37	20.5	20.5	2.63	19.4	19.4	2.93				
	57	26.6	26.6	1.75	25.1	25.1	1.93	23.6	23.6	2.14	21.9	21.9	2.37	20.8	20.8	2.63	19.6	19.6	2.93				
1000	72	33.9	16.9	1.85	32.7	16.5	2.04	31.6	16.3	2.26	30.0	15.8	2.50	28.2	15.2	2.78	26.3	14.7	3.10				
	67	31.9	22.3	1.83	30.5	21.8	2.02	29.0	21.3	2.23	27.4	20.8	2.47	25.2	20.0	2.74	22.3	18.9	3.02				
	63††	30.0	22.1	1.82	28.5	21.5	2.00	25.8	20.3	2.20	23.1	19.2	2.42	21.1	18.3	2.68	18.9	17.4	2.96				
	62	29.4	27.5	1.81	27.2	26.4	1.99	25.1	25.1	2.19	23.3	23.3	2.43	22.3	22.3	2.69	20.3	20.3	2.99				
	57	27.9	27.9	1.80	26.4	26.4	1.99	24.7	24.7	2.19	23.7	23.7	2.43	22.6	22.6	2.70	20.4	20.4	2.99				
1125	72	34.2	17.4	1.89	33.0	17.1	2.08	31.7	16.7	2.30	30.1	16.3	2.54	28.5	15.9	2.82	26.5	15.4	3.15				
	67	32.2	23.3	1.87	30.8	22.9	2.06	29.3	22.4	2.27	27.7	22.0	2.51	25.7	21.3	2.78	22.7	20.2	3.07				
	63††	30.3	23.1	1.86	29.0	22.7	2.05	26.3	21.6	2.25	24.1	20.6	2.47	21.8	19.6	2.73	19.6	18.7	3.01				
	62	29.9	29.0	1.86	28.1	27.9	2.04	26.6	26.6	2.25	25.1	25.1	2.49	23.8	23.8	2.75	21.2	21.2	3.04				
	57	29.5	29.5	1.85	28.2	28.2	2.04	26.6	26.6	2.25	25.3	25.3	2.49	23.5	23.5	2.75	21.1	21.1	3.04				

Multipliers for Determining the Performance With Other Indoor Sections

Indoor Section	Size	Cooling		Indoor Section	Size	Cooling	
		Capacity	Power			Capacity	Power
<b>COILS + 315(A,J)AV066135 VARIABLE SPEED FURNACE</b>				<b>COILS + 355MAV042060 VARIABLE SPEED FURNACE</b>			
CC5A/CD5AW	036	1.00	0.89	CC5A/CD5AA	036	1.02	0.96
CE3AA	030	0.99	0.90	CC5A/CD5AW	030	0.98	0.95
	036	1.00	0.90	CK3BA	030	0.98	0.96
CK5A/CK5BW	036	1.00	0.89		036	1.02	0.96
CK5PW	036	1.00	0.89	CK5A/CK5BA	036	1.02	0.96
<b>COILS + 315(A,J)AV066155 VARIABLE SPEED FURNACE</b>				CK5A/CK5BT	036	1.02	0.96
CC5A/CD5AW	036	1.00	0.89	CK5A/CK5BW	030	0.98	0.96
CE3AA	030	0.99	0.90	CK5PA	036	1.02	0.96
	036	1.00	0.90	CK5PT	036	1.02	0.96
CK5A/CK5BW	036	1.00	0.88	CK5PW	030	0.98	0.96
CK5PW	036	1.00	0.89	<b>COILS + 355MAV042080 VARIABLE SPEED FURNACE</b>			
<b>COILS + 355MAV042040 VARIABLE SPEED FURNACE</b>				CC5A/CD5AW	030	0.99	0.95
CC5A/CD5AW	030	0.98	0.95	CE3AA	036	1.02	0.94
	036	1.02	0.96		030	1.00	0.95
	CE3AA	030	1.00		0.96	036	1.01
036		1.01	0.96	CK3BA	030	0.99	0.96
CK3BA	030	0.98	0.96		036	1.02	0.94
	036	1.02	0.96	CK5A/CK5BW	030	0.99	0.96
CK5A/CK5BW	030	0.98	0.96		036	1.02	0.94
	036	1.02	0.96		CK5PW	030	0.99
CK5PW	030	0.98	0.96	036		1.02	0.94
	036	1.02	0.96	—		—	—

See notes on page 38.

**DETAILED COOLING CAPACITIES\* Continued**

EVAP AIR		CONDENSER ENTERING AIR TEMPERATURES °F																					
		75				85				95				105				115				125	
CFM	EWB	Capacity MBtu/h†		Total Sys kW**	Capacity MBtu/h†		Total Sys kW**	Capacity MBtu/h†		Total Sys kW**	Capacity MBtu/h†		Total Sys kW**	Capacity MBtu/h†		Total Sys kW**	Capacity MBtu/h†		Total Sys kW**				
		Total	Sens‡		Total	Sens‡		Total	Sens‡		Total	Sens‡		Total	Sens‡		Total	Sens‡		Total	Sens‡		
<b>550A036-F Outdoor Section With CC5A/CD5AA042 Indoor Section</b>																							
1050	72	40.4	19.6	2.15	39.0	19.2	2.40	37.4	18.6	2.66	35.6	18.0	2.96	33.4	17.3	3.28	30.9	16.4	3.64				
	67	38.0	25.3	2.14	36.4	24.8	2.38	34.6	24.1	2.65	32.5	23.3	2.94	30.4	22.4	3.24	26.5	20.9	3.57				
	63††	34.9	24.6	2.12	32.5	23.6	2.35	30.1	22.5	2.60	27.5	21.4	2.87	24.9	20.3	3.17	22.3	19.2	3.50				
	62	33.9	30.2	2.12	31.6	29.1	2.34	29.2	27.9	2.59	26.7	26.5	2.86	24.5	24.5	3.17	23.2	23.2	3.51				
	57	31.3	31.3	2.09	29.5	29.5	2.32	27.5	27.5	2.57	26.4	26.4	2.86	25.1	25.1	3.17	23.6	23.6	3.51				
1200	72	41.0	20.3	2.20	39.7	19.9	2.45	38.1	19.4	2.72	36.2	18.9	3.02	33.9	18.1	3.34	31.4	17.3	3.70				
	67	38.5	26.5	2.19	37.0	26.1	2.43	35.0	25.3	2.69	33.1	24.7	2.99	30.9	23.9	3.30	26.9	22.4	3.62				
	63††	36.1	26.3	2.18	33.6	25.2	2.41	31.1	24.1	2.66	28.3	23.0	2.93	26.0	22.0	3.24	23.3	20.9	3.56				
	62	34.8	32.4	2.17	32.4	31.2	2.39	30.0	29.7	2.65	27.9	27.9	2.93	26.8	26.8	3.25	24.6	24.6	3.58				
	57	32.7	32.7	2.15	31.0	31.0	2.38	29.9	29.9	2.64	28.7	28.7	2.94	27.3	27.3	3.25	24.8	24.8	3.58				
1350	72	41.4	20.9	2.25	40.2	20.6	2.50	38.2	19.9	2.76	36.4	19.4	3.06	34.2	18.8	3.38	31.7	18.2	3.75				
	67	39.0	27.8	2.24	37.4	27.3	2.48	35.5	26.7	2.74	33.5	26.1	3.03	31.2	25.4	3.35	27.2	23.8	3.68				
	63††	36.9	27.8	2.23	34.5	26.8	2.46	31.9	25.7	2.71	29.4	24.6	2.99	26.9	23.6	3.30	24.2	22.4	3.62				
	62	35.8	34.5	2.22	33.2	32.9	2.45	31.1	31.1	2.70	30.0	30.0	3.00	28.6	28.6	3.32	25.8	25.8	3.65				
	57	34.8	34.8	2.22	33.3	33.3	2.45	32.0	32.0	2.72	30.7	30.7	3.01	28.3	28.3	3.32	25.9	25.9	3.65				
Multipliers for Determining the Performance With Other Indoor Sections																							
Indoor Section	Size	Cooling		Indoor Section	Size	Cooling																	
		Capacity	Power			Capacity	Power																
CC5A/CD5AA	036	1.00	1.00	CK5PT	036	1.00	0.94																
	042	1.00	1.00		<b>COILS + 315(A,J)AV048090 VARIABLE SPEED FURNACE</b>																		
CC5A/CD5AW	036	1.00	1.00	CC5A/CD5AA	036	1.00	0.93																
CE3AA	036	1.00	1.01	CC5A/CD5AW	042	1.00	0.92																
	042	1.00	0.99		036	1.00	0.93																
CF5AA	036	1.00	1.00	CE3AA	036	1.00	0.94																
CK3BA	036	1.00	1.00	CK3BA	042	1.00	0.92																
	042	1.00	1.00		036	1.00	0.93																
CK5A/CK5BA	036	1.00	1.00	CK5A/CK5BA	042	1.00	0.92																
	042	1.00	1.00		036	1.00	0.93																
CK5A/CK5BT	036	1.00	1.00	CK5A/CK5BE	042	1.00	0.92																
	042	1.00	1.00		036	1.00	0.92																
CK5A/CK5BW	036	1.00	1.00	CK5A/CK5BT	042	1.00	0.93																
	042	1.00	1.00		036	1.00	0.93																
CK5PA	036	1.00	1.00	CK5A/CK5BW	042	1.00	0.92																
	042	1.00	1.00		036	1.00	0.93																
CK5PT	036	1.00	1.00	CK5PA	036	1.00	0.93																
	042	1.00	1.00		042	1.00	0.92																
CK5PW	036	1.00	1.00	CK5PE	042	1.00	0.92																
F(A,B)4(A,B)N(F,B,C)	042	1.00	1.00	CK5PT	036	1.00	0.93																
	036	1.00	1.00		042	1.00	0.92																
FE4ANF	002	1.00	0.95	CK5PW	036	1.00	0.93																
	003	1.00	0.93		<b>COILS + 315(A,J)AV060110 VARIABLE SPEED FURNACE</b>																		
	005	1.03	0.94		CC5A/CD5AA	036	1.00	0.93															
FG3AAA	036	1.00	1.02	042	1.00	0.93																	
FK4(C,D)NF	002	1.00	0.95	CC5A/CD5AW	036	1.00	0.93																
	003	1.00	0.93		042	1.00	0.94																
	005	1.03	0.94		CE3AA	036	1.00	0.94															
FV4(A,B)NF	002	1.00	0.95	CK3BA	042	1.00	0.92																
	003	1.00	0.93		036	1.00	0.93																
	005	1.03	0.94		042	1.00	0.93																
FX4(A,B)NF	036	0.97	0.99	CK5A/CK5BA	036	1.00	0.93																
	042	1.00	1.00		042	1.00	0.93																
<b>COILS + 315(A,J)AV036070 VARIABLE SPEED FURNACE</b>				CK5A/CK5BE	042	1.00	0.92																
CC5A/CD5AA	036	1.00	0.95	CK5A/CK5BT	036	1.00	0.93																
CE3AA	036	1.00	0.96		042	1.00	0.93																
CK3BA	036	1.00	0.94	CK5A/CK5BW	036	1.00	0.93																
	042	1.00	0.94		036	1.00	0.93																
CK5A/CK5BA	036	1.00	0.94	CK5PA	036	1.00	0.93																
CK5A/CK5BE	042	1.00	0.93		042	1.00	0.93																
CK5A/CK5BT	036	1.00	0.94	CK5PT	036	1.00	0.93																
CK5PA	036	1.00	0.94		042	1.00	0.93																
CK5PE	042	1.00	0.93	CK5PW	036	1.00	0.93																

See notes on page 38.

**DETAILED COOLING CAPACITIES\* Continued**

EVAP AIR		CONDENSER ENTERING AIR TEMPERATURES °F																					
		75				85				95				105				115				125	
CFM	EWB	Capacity MBtu/h†		Total Sys kW**	Capacity MBtu/h†		Total Sys kW**	Capacity MBtu/h†		Total Sys kW**	Capacity MBtu/h†		Total Sys kW**	Capacity MBtu/h†		Total Sys kW**	Capacity MBtu/h†		Total Sys kW**				
		Total	Sens‡		Total	Sens‡		Total	Sens‡		Total	Sens‡		Total	Sens‡		Total	Sens‡		Total	Sens‡		
<b>550A036-F Outdoor Section With CC5A/CD5AA042 Indoor Section continued</b>																							
1050	72	40.4	19.6	2.15	39.0	19.2	2.40	37.4	18.6	2.66	35.6	18.0	2.96	33.4	17.3	3.28	30.9	16.4	3.64				
	67	38.0	25.3	2.14	36.4	24.8	2.38	34.6	24.1	2.65	32.5	23.3	2.94	30.4	22.4	3.24	26.5	20.9	3.57				
	63††	34.9	24.6	2.12	32.5	23.6	2.35	30.1	22.5	2.60	27.5	21.4	2.87	24.9	20.3	3.17	22.3	19.2	3.50				
	62	33.9	30.2	2.12	31.6	29.1	2.34	29.2	27.9	2.59	26.7	26.5	2.86	24.5	24.5	3.17	23.2	23.2	3.51				
	57	31.3	31.3	2.09	29.5	29.5	2.32	27.5	27.5	2.57	26.4	26.4	2.86	25.1	25.1	3.17	23.6	23.6	3.51				
1200	72	41.0	20.3	2.20	39.7	19.9	2.45	38.1	19.4	2.72	36.2	18.9	3.02	33.9	18.1	3.34	31.4	17.3	3.70				
	67	38.5	26.5	2.19	37.0	26.1	2.43	35.0	25.3	2.69	33.1	24.7	2.99	30.9	23.9	3.30	26.9	22.4	3.62				
	63††	36.1	26.3	2.18	33.6	25.2	2.41	31.1	24.1	2.66	28.3	23.0	2.93	26.0	22.0	3.24	23.3	20.9	3.56				
	62	34.8	32.4	2.17	32.4	31.2	2.39	30.0	29.7	2.65	27.9	27.9	2.93	26.8	26.8	3.25	24.6	24.6	3.58				
	57	32.7	32.7	2.15	31.0	31.0	2.38	29.9	29.9	2.64	28.7	28.7	2.94	27.3	27.3	3.25	24.8	24.8	3.58				
1350	72	41.4	20.9	2.25	40.2	20.6	2.50	38.2	19.9	2.76	36.4	19.4	3.06	34.2	18.8	3.38	31.7	18.2	3.75				
	67	39.0	27.8	2.24	37.4	27.3	2.48	35.5	26.7	2.74	33.5	26.1	3.03	31.2	25.4	3.35	27.2	23.8	3.68				
	63††	36.9	27.8	2.23	34.5	26.8	2.46	31.9	25.7	2.71	29.4	24.6	2.99	26.9	23.6	3.30	24.2	22.4	3.62				
	62	35.8	34.5	2.22	33.2	32.9	2.45	31.1	31.1	2.70	30.0	30.0	3.00	28.6	28.6	3.32	25.8	25.8	3.65				
	57	34.8	34.8	2.22	33.3	33.3	2.45	32.0	32.0	2.72	30.7	30.7	3.01	28.3	28.3	3.32	25.9	25.9	3.65				
Multipliers for Determining the Performance With Other Indoor Sections																							
Indoor Section	Size	Cooling		Indoor Section	Size	Cooling																	
		Capacity	Power			Capacity	Power																
<b>COILS + 315(A,J)AV066135 VARIABLE SPEED FURNACE</b>																							
				CE3AA	036	1.00	0.99																
CC5A/CD5AA	042	1.00	0.92		042	1.00	0.97																
CC5A/CD5AW	036	1.00	0.93	CK3BA	036	1.00	0.97																
	042	1.00	0.92		042	1.00	0.97																
CE3AA	036	1.00	0.94	CK5A/CK5BA	036	1.00	0.97																
	042	1.00	0.92	CK5A/CK5BT	036	1.00	0.97																
CK3BA	042	1.00	0.92	CK5A/CK5BW	036	1.00	0.97																
CK5A/CK5BA	042	1.00	0.92	CK5PA	036	1.00	0.97																
CK5A/CK5BT	042	1.00	0.92	CK5PT	036	1.00	0.97																
CK5A/CK5BW	036	1.00	0.93	CK5PW	036	1.00	0.97																
CK5PA	042	1.00	0.92	<b>COILS + 355MAV042080 VARIABLE SPEED FURNACE</b>																			
CK5PT	042	1.00	0.92	CC5A/CD5AA	042	1.00	0.95																
CK5PW	036	1.00	0.93	CC5A/CD5AW	036	1.00	0.96																
<b>COILS + 315(A,J)AV066155 VARIABLE SPEED FURNACE</b>																							
				CE3AA	036	1.00	0.97																
CC5A/CD5AA	042	1.00	0.91		042	1.00	0.95																
CC5A/CD5AW	036	1.00	0.93	CK3BA	036	1.00	0.97																
	042	1.00	0.91		042	1.00	0.95																
CE3AA	036	1.00	0.93	CK5A/CK5BA	042	1.00	0.95																
	042	1.00	0.91	CK5A/CK5BT	042	1.00	0.95																
CK3BA	042	1.00	0.91	CK5A/CK5BW	036	1.00	0.97																
CK5A/CK5BA	042	1.00	0.91	CK5PA	042	1.00	0.95																
CK5A/CK5BT	042	1.00	0.91	CK5PT	042	1.00	0.95																
CK5A/CK5BW	036	1.00	0.92	CK5PW	036	1.00	0.97																
CK5PA	042	1.00	0.91	<b>COILS + 355MAV060080 VARIABLE SPEED FURNACE</b>																			
CK5PT	042	1.00	0.91	CC5A/CD5AA	042	1.00	0.94																
CK5PW	036	1.00	0.92	CC5A/CD5AW	036	1.00	0.95																
<b>COILS + 355MAV042040 VARIABLE SPEED FURNACE</b>																							
				CE3AA	036	1.00	0.97																
CC5A/CD5AA	042	1.00	0.97		042	1.00	0.94																
CE3AA	036	1.00	0.99	CK3BA	036	1.00	0.98																
	042	1.00	0.97		042	1.00	0.97																
CK3BA	036	1.00	0.98	CK5A/CK5BA	042	1.00	0.97																
	042	1.00	0.98	CK5A/CK5BT	042	1.00	0.97																
CK5A/CK5BA	042	1.00	0.98	CK5A/CK5BW	036	1.00	0.98																
CK5A/CK5BT	042	1.00	0.98	CK5PA	042	1.00	0.97																
CK5A/CK5BW	036	1.00	0.98	CK5PT	042	1.00	0.97																
CK5PA	042	1.00	0.98	CK5PW	036	1.00	0.98																
CK5PT	042	1.00	0.98	<b>COILS + 355MAV060100 VARIABLE SPEED FURNACE</b>																			
CK5PW	036	1.00	0.98	CC5A/CD5AA	042	1.00	0.94																
<b>COILS + 355MAV042060 VARIABLE SPEED FURNACE</b>																							
CC5A/CD5AA	036	1.00	0.98	CC5A/CD5AW	036	1.00	0.95																
	—	—	—	CE3AA	036	1.00	0.97																
					042	1.00	0.94																

See notes on page 38.

## DETAILED COOLING CAPACITIES\* Continued

EVAP AIR		CONDENSER ENTERING AIR TEMPERATURES °F																	
		75			85			95			105			115			125		
CFM	EWB	Capacity MBtuh†		Total Sys kW**	Capacity MBtuh†		Total Sys kW**	Capacity MBtuh†		Total Sys kW**	Capacity MBtuh†		Total Sys kW**	Capacity MBtuh†		Total Sys kW**	Capacity MBtuh†		Total Sys kW**
		Total	Sens‡		Total	Sens‡		Total	Sens‡		Total	Sens‡		Total	Sens‡		Total	Sens‡	
<b>550A036-F Outdoor Section With CC5A/CD5AA042 Indoor Section continued</b>																			
1050	72	40.4	19.6	2.15	39.0	19.2	2.40	37.4	18.6	2.66	35.6	18.0	2.96	33.4	17.3	3.28	30.9	16.4	3.64
	67	38.0	25.3	2.14	36.4	24.8	2.38	34.6	24.1	2.65	32.5	23.3	2.94	30.4	22.4	3.24	26.5	20.9	3.57
	63††	34.9	24.6	2.12	32.5	23.6	2.35	30.1	22.5	2.60	27.5	21.4	2.87	24.9	20.3	3.17	22.3	19.2	3.50
	62	33.9	30.2	2.12	31.6	29.1	2.34	29.2	27.9	2.59	26.7	26.5	2.86	24.5	24.5	3.17	23.2	23.2	3.51
	57	31.3	31.3	2.09	29.5	29.5	2.32	27.5	27.5	2.57	26.4	26.4	2.86	25.1	25.1	3.17	23.6	23.6	3.51
1200	72	41.0	20.3	2.20	39.7	19.9	2.45	38.1	19.4	2.72	36.2	18.9	3.02	33.9	18.1	3.34	31.4	17.3	3.70
	67	38.5	26.5	2.19	37.0	26.1	2.43	35.0	25.3	2.69	33.1	24.7	2.99	30.9	23.9	3.30	26.9	22.4	3.62
	63††	36.1	26.3	2.18	33.6	25.2	2.41	31.1	24.1	2.66	28.3	23.0	2.93	26.0	22.0	3.24	23.3	20.9	3.56
	62	34.8	32.4	2.17	32.4	31.2	2.39	30.0	29.7	2.65	27.9	27.9	2.93	26.8	26.8	3.25	24.6	24.6	3.58
	57	32.7	32.7	2.15	31.0	31.0	2.38	29.9	29.9	2.64	28.7	28.7	2.94	27.3	27.3	3.25	24.8	24.8	3.58
1350	72	41.4	20.9	2.25	40.2	20.6	2.50	38.2	19.9	2.76	36.4	19.4	3.06	34.2	18.8	3.38	31.7	18.2	3.75
	67	39.0	27.8	2.24	37.4	27.3	2.48	35.5	26.7	2.74	33.5	26.1	3.03	31.2	25.4	3.35	27.2	23.8	3.68
	63††	36.9	27.8	2.23	34.5	26.8	2.46	31.9	25.7	2.71	29.4	24.6	2.99	26.9	23.6	3.30	24.2	22.4	3.62
	62	35.8	34.5	2.22	33.2	32.9	2.45	31.1	31.1	2.70	30.0	30.0	3.00	28.6	28.6	3.32	25.8	25.8	3.65
	57	34.8	34.8	2.22	33.3	33.3	2.45	32.0	32.0	2.72	30.7	30.7	3.01	28.3	28.3	3.32	25.9	25.9	3.65
Multipliers for Determining the Performance With Other Indoor Sections																			
Indoor Section	Size	Cooling		Indoor Section	Size	Cooling													
		Capacity	Power			Capacity	Power												
CK3BA	036	1.00	0.95	CC5A/CD5AW	036	1.00	0.95												
	042	1.00	0.93	CE3AA	036	1.00	0.97												
CK5A/CK5BA	042	1.00	0.93	CK3BA	042	1.00	0.94												
CK5A/CK5BT	042	1.00	0.93		036	1.00	0.95												
CK5A/CK5BW	036	1.00	0.95		042	1.00	0.93												
CK5PA	042	1.00	0.93	CK5A/CK5BA	042	1.00	0.93												
CK5PT	042	1.00	0.93	CK5A/CK5BT	042	1.00	0.93												
CK5PW	036	1.00	0.95	CK5A/CK5BW	036	1.00	0.95												
<b>COILS + 355MAV060120 VARIABLE SPEED FURNACE</b>				CK5PA	042	1.00	0.93												
CC5A/CD5AA	042	1.00	0.94	CK5PT	042	1.00	0.93												
	—	—	—	CK5PW	036	1.00	0.95												

See notes on page 38.

**DETAILED COOLING CAPACITIES\* Continued**

EVAP AIR		CONDENSER ENTERING AIR TEMPERATURES °F																					
		75				85				95				105				115				125	
CFM	EWB	Capacity MBtu/h†		Total Sys kW**	Capacity MBtu/h†		Total Sys kW**	Capacity MBtu/h†		Total Sys kW**	Capacity MBtu/h†		Total Sys kW**	Capacity MBtu/h†		Total Sys kW**	Capacity MBtu/h†		Total Sys kW**				
		Total	Sens‡		Total	Sens‡		Total	Sens‡		Total	Sens‡		Total	Sens‡		Total	Sens‡		Total	Sens‡		
<b>550A036-G Outdoor Section With CC5A/CD5AA042 Indoor Section</b>																							
1050	72	40.4	19.6	2.15	39.0	19.2	2.40	37.4	18.6	2.66	35.6	18.0	2.96	33.4	17.3	3.28	30.9	16.4	3.64				
	67	38.0	25.3	2.14	36.4	24.8	2.38	34.6	24.1	2.65	32.5	23.3	2.94	30.4	22.4	3.24	26.5	20.9	3.57				
	63††	34.9	24.6	2.12	32.5	23.6	2.35	30.1	22.5	2.60	27.5	21.4	2.87	24.9	20.3	3.17	22.3	19.2	3.50				
	62	33.9	30.2	2.12	31.6	29.1	2.34	29.2	27.9	2.59	26.7	26.5	2.86	24.5	24.5	3.17	23.2	23.2	3.51				
	57	31.3	31.3	2.09	29.5	29.5	2.32	27.5	27.5	2.57	26.4	26.4	2.86	25.1	25.1	3.17	23.6	23.6	3.51				
1200	72	41.0	20.3	2.20	39.7	19.9	2.45	38.1	19.4	2.72	36.2	18.9	3.02	33.9	18.1	3.34	31.4	17.3	3.70				
	67	38.5	26.5	2.19	37.0	26.1	2.43	35.0	25.3	2.69	33.1	24.7	2.99	30.9	23.9	3.30	26.9	22.4	3.62				
	63††	36.1	26.3	2.18	33.6	25.2	2.41	31.1	24.1	2.66	28.3	23.0	2.93	26.0	22.0	3.24	23.3	20.9	3.56				
	62	34.8	32.4	2.17	32.4	31.2	2.39	30.0	29.7	2.65	27.9	27.9	2.93	26.8	26.8	3.25	24.6	24.6	3.58				
	57	32.7	32.7	2.15	31.0	31.0	2.38	29.9	29.9	2.64	28.7	28.7	2.94	27.3	27.3	3.25	24.8	24.8	3.58				
1350	72	41.4	20.9	2.25	40.2	20.6	2.50	38.2	19.9	2.76	36.4	19.4	3.06	34.2	18.8	3.38	31.7	18.2	3.75				
	67	39.0	27.8	2.24	37.4	27.3	2.48	35.5	26.7	2.74	33.5	26.1	3.03	31.2	25.4	3.35	27.2	23.8	3.68				
	63††	36.9	27.8	2.23	34.5	26.8	2.46	31.9	25.7	2.71	29.4	24.6	2.99	26.9	23.6	3.30	24.2	22.4	3.62				
	62	35.8	34.5	2.22	33.2	32.9	2.45	31.1	31.1	2.70	30.0	30.0	3.00	28.6	28.6	3.32	25.8	25.8	3.65				
	57	34.8	34.8	2.22	33.3	33.3	2.45	32.0	32.0	2.72	30.7	30.7	3.01	28.3	28.3	3.32	25.9	25.9	3.65				
Multipliers for Determining the Performance With Other Indoor Sections																							
Indoor Section	Size	Cooling		Indoor Section	Size	Cooling																	
		Capacity	Power			Capacity	Power																
CC5A/CD5AA	036*	1.00	1.00	<b>COILS + 315(A,J)AV036070 VARIABLE SPEED FURNACE</b>																			
	042	1.00	1.00	CC5A/CD5AA	036	0.98	0.93																
CC5A/CD5AW	036	1.00	1.00	CE3AA	036	0.97	0.93																
	042	0.99	1.00		042	0.99	0.93																
CE3AA	036	0.99	1.00	CK3BA	036	0.99	0.93																
	042	1.00	0.99		036	0.99	0.93																
CF5AA	036	1.00	1.00	CK5A/CK5BA	042	0.99	0.93																
CK3BA	036	1.00	1.00	CK5A/CK5BT	036	0.99	0.93																
	042	1.00	1.00		036	0.99	0.94																
CK5A/CK5BA	036	1.00	1.00	CK5PE	042	0.99	0.93																
	042	1.00	1.00		036	0.99	0.94																
CK5A/CK5BE	042	1.00	0.99	<b>COILS + 315(A,J)AV048090 VARIABLE SPEED FURNACE</b>																			
CK5A/CK5BT	036	1.00	1.00	CC5A/CD5AA	036	0.98	0.92																
	042	1.00	1.00		042	0.98	0.91																
CK5A/CK5BW	036	1.00	1.00	CC5A/CD5AW	036	0.98	0.91																
CK5PA	036	1.00	1.00	CE3AA	036	0.97	0.92																
	042	1.00	1.00		042	0.99	0.91																
CK5PE	042	1.00	0.99	CK3BA	036	0.99	0.92																
CK5PT	036	1.00	1.00		042	0.99	0.92																
	042	1.00	1.00	CK5A/CK5BA	036	0.99	0.92																
CK5PW	036	1.00	1.00		042	0.99	0.92																
F(A,B)4BN(F,B,C)	042	1.00	1.01	CK5A/CK5BE	042	0.99	0.91																
F(A,B)4BN(F,C)	036	0.99	1.02	CK5A/CK5BT	036	0.99	0.92																
FC4CN(F,B)	042	1.00	1.00		042	0.99	0.92																
FC4CNF	036	0.99	1.02	CK5A/CK5BW	036	0.99	0.92																
FE4ANB	006	1.03	0.89	CK5PA	036	0.99	0.92																
FE4ANF	002	1.00	0.94		042	0.99	0.92																
	003	1.00	0.91	CK5PE	042	0.99	0.91																
	005	1.03	0.90		036	0.99	0.92																
FG3AAA	036	0.97	1.00	CK5PT	042	0.99	0.92																
	048	1.00	1.01		036	0.99	0.92																
FK4DNB	006	1.03	0.89	<b>COILS + 315(A,J)AV060110 VARIABLE SPEED FURNACE</b>																			
FK4DNF	001	0.99	0.95	CC5A/CD5AA	036	0.98	0.92																
	002	1.00	0.94		042	0.98	0.91																
	003	1.00	0.91	CC5A/CD5AW	036	0.98	0.91																
	005	1.03	0.90		042	0.98	0.91																
FV4BNB	006	1.03	0.89	CE3AA	036	0.97	0.92																
FV4BNF	002	1.00	0.94		042	0.99	0.91																
	003	1.00	0.91	CK3BA	036	0.99	0.92																
	005	1.03	0.90		042	0.99	0.92																
FX4BNF	036	1.00	1.01	CK5A/CK5BA	036	0.99	0.92																
	042	1.02	1.01		042	0.99	0.92																

See notes on page 38.

**DETAILED COOLING CAPACITIES\* Continued**

EVAP AIR		CONDENSER ENTERING AIR TEMPERATURES °F																		
		75			85			95			105			115			125			
CFM	EWB	Capacity MBtu/h†		Total Sys kW**	Capacity MBtu/h†		Total Sys kW**	Capacity MBtu/h†		Total Sys kW**	Capacity MBtu/h†		Total Sys kW**	Capacity MBtu/h†		Total Sys kW**	Capacity MBtu/h†		Total Sys kW**	
		Total	Sens‡		Total	Sens‡		Total	Sens‡		Total	Sens‡		Total	Sens‡		Total	Sens‡		Total
<b>550A036-G Outdoor Section With CC5A/CD5AA042 Indoor Section continued</b>																				
1050	72	40.4	19.6	2.15	39.0	19.2	2.40	37.4	18.6	2.66	35.6	18.0	2.96	33.4	17.3	3.28	30.9	16.4	3.64	
	67	38.0	25.3	2.14	36.4	24.8	2.38	34.6	24.1	2.65	32.5	23.3	2.94	30.4	22.4	3.24	26.5	20.9	3.57	
	63††	34.9	24.6	2.12	32.5	23.6	2.35	30.1	22.5	2.60	27.5	21.4	2.87	24.9	20.3	3.17	22.3	19.2	3.50	
	62	33.9	30.2	2.12	31.6	29.1	2.34	29.2	27.9	2.59	26.7	26.5	2.86	24.5	24.5	3.17	23.2	23.2	3.51	
	57	31.3	31.3	2.09	29.5	29.5	2.32	27.5	27.5	2.57	26.4	26.4	2.86	25.1	25.1	3.17	23.6	23.6	3.51	
1200	72	41.0	20.3	2.20	39.7	19.9	2.45	38.1	19.4	2.72	36.2	18.9	3.02	33.9	18.1	3.34	31.4	17.3	3.70	
	67	38.5	26.5	2.19	37.0	26.1	2.43	35.0	25.3	2.69	33.1	24.7	2.99	30.9	23.9	3.30	26.9	22.4	3.62	
	63††	36.1	26.3	2.18	33.6	25.2	2.41	31.1	24.1	2.66	28.3	23.0	2.93	26.0	22.0	3.24	23.3	20.9	3.56	
	62	34.8	32.4	2.17	32.4	31.2	2.39	30.0	29.7	2.65	27.9	27.9	2.93	26.8	26.8	3.25	24.6	24.6	3.58	
	57	32.7	32.7	2.15	31.0	31.0	2.38	29.9	29.9	2.64	28.7	28.7	2.94	27.3	27.3	3.25	24.8	24.8	3.58	
1350	72	41.4	20.9	2.25	40.2	20.6	2.50	38.2	19.9	2.76	36.4	19.4	3.06	34.2	18.8	3.38	31.7	18.2	3.75	
	67	39.0	27.8	2.24	37.4	27.3	2.48	35.5	26.7	2.74	33.5	26.1	3.03	31.2	25.4	3.35	27.2	23.8	3.68	
	63††	36.9	27.8	2.23	34.5	26.8	2.46	31.9	25.7	2.71	29.4	24.6	2.99	26.9	23.6	3.30	24.2	22.4	3.62	
	62	35.8	34.5	2.22	33.2	32.9	2.45	31.1	31.1	2.70	30.0	30.0	3.00	28.6	28.6	3.32	25.8	25.8	3.65	
	57	34.8	34.8	2.22	33.3	33.3	2.45	32.0	32.0	2.72	30.7	30.7	3.01	28.3	28.3	3.32	25.9	25.9	3.65	
Multipliers for Determining the Performance With Other Indoor Sections																				
Indoor Section	Size	Cooling		Indoor Section	Size	Cooling														
		Capacity	Power			Capacity	Power													
CK5A/CK5BE	042	0.99	0.91	CE3AA	036	0.97	0.94													
CK5A/CK5BT	036	0.99	0.92		042	0.99	0.93													
	042	0.99	0.92	CK3BA	042	0.99	0.94													
CK5A/CK5BW	036	0.99	0.92	CK5A/CK5BA	042	0.99	0.94													
CK5PA	036	0.99	0.92	CK5A/CK5BT	042	0.99	0.94													
		0.99	0.92	CK5A/CK5BW	036	0.99	0.94													
CK5PE	042	0.99	0.91	CK5PA	042	0.99	0.94													
CK5PT	036	0.99	0.92	CK5PT	042	0.99	0.94													
		0.99	0.92	CK5PW	036	0.99	0.94													
CK5PW	036	0.99	0.92	<b>COILS + 355MAV042060 VARIABLE SPEED FURNACE</b>																
<b>COILS + 315(A,J)AV066135 VARIABLE SPEED FURNACE</b>				CC5A/CD5AA	036	0.98	0.92													
CC5A/CD5AA	042	0.98	0.91		042	0.98	0.92													
CC5A/CD5AW	036	0.98	0.91	CC5A/CD5AW	036	0.98	0.92													
	042	0.98	0.91	CE3AA	036	0.97	0.92													
CE3AA	036	0.97	0.91		042	0.99	0.92													
	042	0.99	0.91	CK3BA	036	0.99	0.93													
CK3BA	042	0.99	0.91		042	0.99	0.92													
CK5A/CK5BA	042	0.99	0.91	CK5A/CK5BA	036	0.99	0.93													
CK5A/CK5BT	042	0.99	0.91		042	0.99	0.92													
CK5A/CK5BW	036	0.99	0.91	CK5A/CK5BE	042	0.99	0.92													
CK5PA	042	0.99	0.91	CK5A/CK5BT	036	0.99	0.93													
CK5PT	042	0.99	0.91		042	0.99	0.92													
CK5PW	036	0.99	0.91	CK5A/CK5BW	036	0.99	0.92													
<b>COILS + 315(A,J)AV066155 VARIABLE SPEED FURNACE</b>				CK5PA	036	0.99	0.93													
CC5A/CD5AA	042	0.98	0.90		042	0.99	0.92													
CC5A/CD5AW	036	0.98	0.90	CK5PE	042	0.99	0.92													
	042	0.98	0.90	CK5PT	036	0.99	0.93													
CE3AA	036	0.97	0.91		042	0.99	0.92													
	042	0.99	0.90	CK5PW	036	0.99	0.92													
CK3BA	042	0.99	0.90	<b>COILS + 355MAV042080 VARIABLE SPEED FURNACE</b>																
CK5A/CK5BA	042	0.99	0.90	CC5A/CD5AA	036	0.98	0.94													
CK5A/CK5BT	042	0.99	0.90		042	0.98	0.93													
CK5A/CK5BW	036	0.99	0.90	CC5A/CD5AW	036	0.98	0.94													
CK5PA	042	0.99	0.91		042	0.97	0.93													
CK5PT	042	0.99	0.91	CE3AA	036	0.97	0.94													
CK5PW	036	0.99	0.91		042	0.99	0.94													
<b>COILS + 355MAV042040 VARIABLE SPEED FURNACE</b>				CK3BA	036	0.99	0.94													
CC5A/CD5AA	042	0.98	0.93		042	0.99	0.94													
CC5A/CD5AW	036	0.98	0.93	CK5A/CK5BA	036	0.99	0.94													
	042	0.97	0.92		042	0.99	0.94													

See notes on page 38.

**DETAILED COOLING CAPACITIES\* Continued**

EVAP AIR		CONDENSER ENTERING AIR TEMPERATURES °F																		
		75			85			95			105			115			125			
CFM	EWB	Capacity MBtuh†		Total Sys kW**	Capacity MBtuh†		Total Sys kW**	Capacity MBtuh†		Total Sys kW**	Capacity MBtuh†		Total Sys kW**	Capacity MBtuh†		Total Sys kW**	Capacity MBtuh†		Total Sys kW**	
		Total	Sens‡		Total	Sens‡		Total	Sens‡		Total	Sens‡		Total	Sens‡		Total	Sens‡		Total
<b>550A036-G Outdoor Section With CC5A/CD5AA042 Indoor Section continued</b>																				
1050	72	40.4	19.6	2.15	39.0	19.2	2.40	37.4	18.6	2.66	35.6	18.0	2.96	33.4	17.3	3.28	30.9	16.4	3.64	
	67	38.0	25.3	2.14	36.4	24.8	2.38	34.6	24.1	2.65	32.5	23.3	2.94	30.4	22.4	3.24	26.5	20.9	3.57	
	63††	34.9	24.6	2.12	32.5	23.6	2.35	30.1	22.5	2.60	27.5	21.4	2.87	24.9	20.3	3.17	22.3	19.2	3.50	
	62	33.9	30.2	2.12	31.6	29.1	2.34	29.2	27.9	2.59	26.7	26.5	2.86	24.5	24.5	3.17	23.2	23.2	3.51	
	57	31.3	31.3	2.09	29.5	29.5	2.32	27.5	27.5	2.57	26.4	26.4	2.86	25.1	25.1	3.17	23.6	23.6	3.51	
1200	72	41.0	20.3	2.20	39.7	19.9	2.45	38.1	19.4	2.72	36.2	18.9	3.02	33.9	18.1	3.34	31.4	17.3	3.70	
	67	38.5	26.5	2.19	37.0	26.1	2.43	35.0	25.3	2.69	33.1	24.7	2.99	30.9	23.9	3.30	26.9	22.4	3.62	
	63††	36.1	26.3	2.18	33.6	25.2	2.41	31.1	24.1	2.66	28.3	23.0	2.93	26.0	22.0	3.24	23.3	20.9	3.56	
	62	34.8	32.4	2.17	32.4	31.2	2.39	30.0	29.7	2.65	27.9	27.9	2.93	26.8	26.8	3.25	24.6	24.6	3.58	
	57	32.7	32.7	2.15	31.0	31.0	2.38	29.9	29.9	2.64	28.7	28.7	2.94	27.3	27.3	3.25	24.8	24.8	3.58	
1350	72	41.4	20.9	2.25	40.2	20.6	2.50	38.2	19.9	2.76	36.4	19.4	3.06	34.2	18.8	3.38	31.7	18.2	3.75	
	67	39.0	27.8	2.24	37.4	27.3	2.48	35.5	26.7	2.74	33.5	26.1	3.03	31.2	25.4	3.35	27.2	23.8	3.68	
	63††	36.9	27.8	2.23	34.5	26.8	2.46	31.9	25.7	2.71	29.4	24.6	2.99	26.9	23.6	3.30	24.2	22.4	3.62	
	62	35.8	34.5	2.22	33.2	32.9	2.45	31.1	31.1	2.70	30.0	30.0	3.00	28.6	28.6	3.32	25.8	25.8	3.65	
	57	34.8	34.8	2.22	33.3	33.3	2.45	32.0	32.0	2.72	30.7	30.7	3.01	28.3	28.3	3.32	25.9	25.9	3.65	
Multipliers for Determining the Performance With Other Indoor Sections																				
Indoor Section	Size	Cooling		Indoor Section	Size	Cooling														
		Capacity	Power			Capacity	Power													
CK5A/CK5BE	042	0.99	0.93	CC5A/CD5AA	036	0.98	0.92													
CK5A/CK5BT	036	0.99	0.94		042	0.97	0.91													
	042	0.99	0.94	CE3AA	036	0.97	0.92													
CK5A/CK5BW	036	0.99	0.94		042	0.99	0.92													
CK5PA	036	0.99	0.94	CK3BA	036	0.99	0.93													
	042	0.99	0.94		042	0.99	0.92													
CK5PE	042	0.99	0.93	CK5A/CK5BA	036	0.99	0.93													
CK5PT	036	0.99	0.94		042	0.99	0.92													
	042	0.99	0.94	CK5A/CK5BE	042	0.99	0.92													
CK5PW	036	0.99	0.94	CK5A/CK5BT	036	0.99	0.93													
				042	0.99	0.92														
<b>COILS + 355MAV060080 VARIABLE SPEED FURNACE</b>																				
CC5A/CD5AA	036	0.98	0.93	CK5A/CK5BW	036	0.99	0.92													
	042	0.98	0.92		CK5PA	036	0.99	0.93												
CC5A/CD5AA	036	0.98	0.92	CK5PE	042	0.99	0.92													
	042	0.97	0.92		CK5PT	036	0.99	0.93												
CE3AA	036	0.97	0.93	CK5PT	042	0.99	0.92													
	042	0.99	0.92		CK5PW	036	0.99	0.92												
CK3BA	036	0.99	0.93	<b>COILS + 355MAV060120 VARIABLE SPEED FURNACE</b>																
	042	0.99	0.93	CC5A/CD5AA	042	0.98	0.92													
CK5A/CK5BA	036	0.99	0.93	CC5A/CD5AA	036	0.98	0.92													
	042	0.99	0.93		042	0.97	0.91													
CK5A/CK5BE	042	0.99	0.92	CE3AA	036	0.97	0.92													
CK5A/CK5BT	036	0.99	0.93		042	0.99	0.92													
	042	0.99	0.93	CK3BA	042	0.99	0.92													
CK5A/CK5BW	036	0.99	0.93		CK5A/CK5BA	042	0.99	0.92												
CK5PA	036	0.99	0.93	CK5A/CK5BT	042	0.99	0.92													
	042	0.99	0.93	CK5A/CK5BW	036	0.99	0.92													
CK5PE	042	0.99	0.92	CK5PT	042	0.99	0.92													
CK5PT	036	0.99	0.93		CK5PT	042	0.99	0.92												
	042	0.99	0.93	CK5PW	036	0.99	0.92													
CK5PW	036	0.99	0.93																	
<b>COILS + 355MAV060100 VARIABLE SPEED FURNACE</b>																				
CC5A/CD5AA	036	0.98	0.92																	
	042	0.98	0.92																	

See notes on page 38.



## DETAILED COOLING CAPACITIES\* Continued

EVAP AIR		CONDENSER ENTERING AIR TEMPERATURES °F																					
		75				85				95				105				115				125	
CFM	EWB	Capacity MBtu/h†		Total Sys kW**	Capacity MBtu/h†		Total Sys kW**	Capacity MBtu/h†		Total Sys kW**	Capacity MBtu/h†		Total Sys kW**	Capacity MBtu/h†		Total Sys kW**	Capacity MBtu/h†		Total Sys kW**				
		Total	Sens‡		Total	Sens‡		Total	Sens‡		Total	Sens‡		Total	Sens‡		Total	Sens‡		Total	Sens‡		
<b>550A042-F Outdoor Section With CD5AA048 Indoor Section</b>																							
1225	72	46.7	22.7	2.49	45.2	22.3	2.77	43.3	21.6	3.09	41.2	20.9	3.44	38.8	20.1	3.83	36.0	19.2	4.26				
	67	44.0	29.5	2.47	42.3	28.9	2.75	39.8	27.8	3.05	37.7	27.1	3.40	35.4	26.3	3.79	31.4	24.7	4.18				
	63††	40.5	28.7	2.44	37.8	27.5	2.70	35.0	26.3	3.00	32.0	25.0	3.32	30.2	24.3	3.70	27.8	23.3	4.11				
	62	39.3	35.4	2.43	36.7	34.1	2.69	33.9	32.7	2.98	31.1	30.9	3.31	29.5	29.5	3.69	27.9	27.9	4.11				
	57	36.4	36.4	2.40	34.3	34.3	2.67	32.1	32.1	2.96	30.8	30.8	3.30	29.4	29.4	3.69	27.7	27.7	4.11				
1400	72	47.1	23.3	2.55	45.8	23.0	2.83	43.9	22.5	3.15	41.8	21.8	3.51	39.3	21.1	3.90	36.5	20.2	4.33				
	67	44.3	30.5	2.52	42.7	30.2	2.81	40.5	29.4	3.12	38.4	28.8	3.47	35.9	27.9	3.85	31.7	26.4	4.25				
	63††	42.1	30.7	2.51	39.3	29.5	2.78	36.4	28.3	3.07	33.6	27.1	3.40	31.8	26.3	3.79	27.9	24.7	4.18				
	62	40.5	37.9	2.50	37.8	36.5	2.76	35.0	34.8	3.06	32.7	32.7	3.39	31.2	31.2	3.78	29.5	29.5	4.21				
	57	38.1	38.1	2.48	36.2	36.2	2.74	35.0	35.0	3.05	33.6	33.6	3.40	32.2	32.2	3.79	29.3	29.3	4.20				
1575	72	47.5	23.9	2.61	46.2	23.7	2.90	44.4	23.2	3.22	41.8	22.4	3.56	39.5	21.8	3.95	36.8	21.1	4.40				
	67	44.9	31.9	2.58	43.0	31.5	2.86	41.1	31.1	3.18	38.8	30.3	3.53	36.3	29.6	3.92	32.0	28.0	4.32				
	63††	42.5	32.0	2.57	40.5	31.4	2.85	37.6	30.1	3.15	35.0	29.1	3.48	33.1	28.3	3.87	27.9	26.0	4.24				
	62	41.6	40.2	2.57	38.9	38.5	2.83	36.5	36.5	3.13	35.4	35.4	3.49	32.7	32.7	3.86	30.7	30.7	4.29				
	57	40.7	40.7	2.56	39.0	39.0	2.83	37.6	37.6	3.15	35.8	35.8	3.49	33.5	33.5	3.87	30.7	30.7	4.29				
Multipliers for Determining the Performance With Other Indoor Sections																							
Indoor Section	Size	Cooling		Indoor Section	Size	Cooling																	
		Capacity	Power			Capacity	Power																
CC5A/CD5AA	042	1.00	1.01	CD5AA	048	1.00	0.94																
CC5A/CD5AC	048	0.99	1.01	CE3AA	042	1.00	0.95																
CC5A/CD5AW	048	1.00	1.00		048	1.01	0.95																
CD5AA	048	1.00	1.00	CK3BA	042	1.00	0.95																
CE3AA	042	1.01	1.01		048	1.00	0.94																
CF5AA	048	1.00	1.00	CK5A/CK5BA	042	0.99	0.93																
	048	1.00	1.00		048	1.00	0.94																
CK3BA	042	1.00	1.00	CK5A/CK5BE	042	1.00	0.94																
	048	1.00	1.00		CK5A/CK5BT	042	1.00	0.95															
CK5A/CK5BA	042	1.00	1.00	CK5PA	048	1.00	0.94																
	048	1.00	1.00		042	1.00	0.95																
CK5A/CK5BE	042	0.98	0.97	CK5PE	042	1.00	0.94																
CK5A/CK5BT	042	1.00	1.00		CK5PT	042	1.00	0.95															
CK5A/CK5BW	048	1.00	1.00	CK5PW	048	1.00	0.94																
	042	1.00	1.00		<b>COILS + 315(A,J)AV060110 VARIABLE SPEED FURNACE</b>																		
CK5PA	042	1.00	1.00	CC5A/CD5AA	042	0.99	0.94																
	048	1.00	1.00	CC5A/CD5AC	048	0.99	0.94																
CK5PE	042	0.98	0.97	CC5A/CD5AW	042	0.98	0.93																
	048	1.00	1.00		048	1.00	0.94																
CK5PT	042	1.00	1.00	CD5AA	048	1.00	0.94																
	048	1.00	1.00	CE3AA	042	1.00	0.94																
CK5PW	048	1.00	1.00		048	1.01	0.95																
	F(A,B)4(A,B)N(F,B,C)	042	1.00	1.00	CK3BA	042	1.00	0.95															
048		1.01	0.99	048		1.00	0.93																
FE4ANB	006	1.02	0.89	CK5A/CK5BA	042	1.00	0.95																
FE4ANF	003	0.98	0.92		048	1.00	0.94																
	005	1.01	0.91	CK5A/CK5BE	042	1.00	0.95																
FG3AAA	048	0.99	0.99		048	1.00	0.94																
FK4(C,D)NB	006	1.02	0.89	CK5A/CK5BT	042	1.00	0.95																
FK4(C,D)NF	003	0.98	0.91		048	1.00	0.94																
	005	1.01	0.91	CK5A/CK5BW	048	1.00	0.93																
FV4(A,B)NB	006	1.02	0.89		CK5PA	042	1.00	0.95															
FV4(A,B)NF	003	0.98	0.92	048		1.00	0.94																
	005	1.01	0.91	CK5PE	042	1.00	0.95																
FX4(A,B)NF	042	0.99	1.00		CK5PT	042	1.00	0.95															
	048	1.00	1.00	CK5PW	048	1.00	0.94																
<b>COILS + 315(A,J)AV048090 VARIABLE SPEED FURNACE</b>						048	1.00	0.94															
CC5A/CD5AA	042	0.99	0.94	CK5PW	048	1.00	0.93																
CC5A/CD5AC	048	0.99	0.94		—	—	—																

See notes on page 38.

**DETAILED COOLING CAPACITIES\* Continued**

EVAP AIR		CONDENSER ENTERING AIR TEMPERATURES °F																					
		75				85				95				105				115				125	
CFM	EWB	Capacity MBtu/h†		Total Sys kW**	Capacity MBtu/h†		Total Sys kW**	Capacity MBtu/h†		Total Sys kW**	Capacity MBtu/h†		Total Sys kW**	Capacity MBtu/h†		Total Sys kW**	Capacity MBtu/h†		Total Sys kW**				
		Total	Sens‡		Total	Sens‡		Total	Sens‡		Total	Sens‡		Total	Sens‡		Total	Sens‡		Total	Sens‡		
<b>550A042-F Outdoor Section With CD5AA048 Indoor Section Continued</b>																							
1225	72	46.7	22.7	2.49	45.2	22.3	2.77	43.3	21.6	3.09	41.2	20.9	3.44	38.8	20.1	3.83	36.0	19.2	4.26				
	67	44.0	29.5	2.47	42.3	28.9	2.75	39.8	27.8	3.05	37.7	27.1	3.40	35.4	26.3	3.79	31.4	24.7	4.18				
	63††	40.5	28.7	2.44	37.8	27.5	2.70	35.0	26.3	3.00	32.0	25.0	3.32	30.2	24.3	3.70	27.8	23.3	4.11				
	62	39.3	35.4	2.43	36.7	34.1	2.69	33.9	32.7	2.98	31.1	30.9	3.31	29.5	29.5	3.69	27.9	27.9	4.11				
	57	36.4	36.4	2.40	34.3	34.3	2.67	32.1	32.1	2.96	30.8	30.8	3.30	29.4	29.4	3.69	27.7	27.7	4.11				
1400	72	47.1	23.3	2.55	45.8	23.0	2.83	43.9	22.5	3.15	41.8	21.8	3.51	39.3	21.1	3.90	36.5	20.2	4.33				
	67	44.3	30.5	2.52	42.7	30.2	2.81	40.5	29.4	3.12	38.4	28.8	3.47	35.9	27.9	3.85	31.7	26.4	4.25				
	63††	42.1	30.7	2.51	39.3	29.5	2.78	36.4	28.3	3.07	33.6	27.1	3.40	31.8	26.3	3.79	27.9	24.7	4.18				
	62	40.5	37.9	2.50	37.8	36.5	2.76	35.0	34.8	3.06	32.7	32.7	3.39	31.2	31.2	3.78	29.5	29.5	4.21				
	57	38.1	38.1	2.48	36.2	36.2	2.74	35.0	35.0	3.05	33.6	33.6	3.40	32.2	32.2	3.79	29.3	29.3	4.20				
1575	72	47.5	23.9	2.61	46.2	23.7	2.90	44.4	23.2	3.22	41.8	22.4	3.56	39.5	21.8	3.95	36.8	21.1	4.40				
	67	44.9	31.9	2.58	43.0	31.5	2.86	41.1	31.1	3.18	38.8	30.3	3.53	36.3	29.6	3.92	32.0	28.0	4.32				
	63††	42.5	32.0	2.57	40.5	31.4	2.85	37.6	30.1	3.15	35.0	29.1	3.48	33.1	28.3	3.87	27.9	26.0	4.24				
	62	41.6	40.2	2.57	38.9	38.5	2.83	36.5	36.5	3.13	35.4	35.4	3.49	32.7	32.7	3.86	30.7	30.7	4.29				
	57	40.7	40.7	2.56	39.0	39.0	2.83	37.6	37.6	3.15	35.8	35.8	3.49	33.5	33.5	3.87	30.7	30.7	4.29				
Multipliers for Determining the Performance With Other Indoor Sections																							
Indoor Section	Size	Cooling		Indoor Section	Size	Cooling																	
		Capacity	Power			Capacity	Power																
<b>COILS + 315(A,J)AV066135 VARIABLE SPEED FURNACE</b>																							
CC5A/CD5AA	042	1.00	0.94	CK5PA	042	1.00	0.93																
CC5A/CD5AC	048	0.99	0.93		048	1.00	0.92																
CC5A/CD5AW	042	0.99	0.94	CK5PT	042	1.00	0.93																
	048	1.00	0.93		048	1.00	0.92																
CD5AA	048	1.00	0.93	CK5PW	048	1.00	0.92																
CE3AA	042	1.00	0.93	<b>COILS + 355MAV042040 VARIABLE SPEED FURNACE</b>																			
	048	1.01	0.94	CC5A/CD5AA	042	1.00	1.02																
CK3BA	042	1.00	0.94	CC5A/CD5AW	048	1.00	1.00																
	048	1.00	0.93	CE3AA	042	0.99	1.00																
CK5A/CK5BA	042	1.00	0.94		048	0.99	0.99																
	048	1.00	0.93	<b>COILS + 355MAV042060 VARIABLE SPEED FURNACE</b>																			
CK5A/CK5BT	042	1.00	0.94	CC5A/CD5AC	048	0.99	1.00																
	048	1.00	0.93	CD5AA	048	0.99	0.98																
CK5A/CK5BW	048	1.00	0.93	CE3AA	042	1.00	1.00																
CK5PA	042	1.00	0.94		048	1.00	1.00																
	048	1.00	0.93	<b>COILS + 355MAV042080 VARIABLE SPEED FURNACE</b>																			
CK5PT	042	1.00	0.94	CC5A/CD5AA	042	1.00	0.99																
	048	1.00	0.93	CC5A/CD5AC	048	0.99	0.97																
CK5PW	048	1.00	0.93	CD5AA	048	1.00	0.97																
				CE3AA	042	1.01	0.99																
<b>COILS + 315(A,J)AV066155 VARIABLE SPEED FURNACE</b>																							
CC5A/CD5AA	042	1.00	0.94	CK3BA	042	1.00	1.00																
CC5A/CD5AC	048	0.99	0.92		048	1.00	0.97																
CC5A/CD5AW	042	0.99	0.93	CK5A/CK5BA	042	1.00	1.00																
	048	1.00	0.92		048	1.00	0.97																
CD5AA	048	1.00	0.92	CK5A/CK5BT	042	1.00	1.00																
CE3AA	042	1.00	0.93		048	1.00	0.97																
	048	1.01	0.94	CK5PA	042	1.00	1.00																
CK3BA	042	1.00	0.93		048	1.00	0.97																
	048	1.00	0.92	CK5PT	042	1.00	1.00																
CK5A/CK5BA	042	1.00	0.93		048	1.00	0.97																
	048	1.00	0.92	<b>COILS + 355MAV060080 VARIABLE SPEED FURNACE</b>																			
CK5A/CK5BT	042	1.00	0.93	CC5A/CD5AA	042	1.00	0.98																
	048	1.00	0.92	CC5A/CD5AC	048	0.99	0.96																
CK5A/CK5BW	048	1.00	0.92	CD5AA	048	1.00	0.96																

See notes on page 38.

**DETAILED COOLING CAPACITIES\* Continued**

EVAP AIR		CONDENSER ENTERING AIR TEMPERATURES °F																		
		75				85			95			105			115			125		
CFM	EWB	Capacity MBtu/h†		Total Sys kW**	Capacity MBtu/h†		Total Sys kW**	Capacity MBtu/h†		Total Sys kW**	Capacity MBtu/h†		Total Sys kW**	Capacity MBtu/h†		Total Sys kW**	Capacity MBtu/h†		Total Sys kW**	
		Total	Sens‡		Total	Sens‡		Total	Sens‡		Total	Sens‡		Total	Sens‡		Total	Sens‡		Total
<b>550A042-F Outdoor Section With CD5AA048 Indoor Section Continued</b>																				
1225	72	46.7	22.7	2.49	45.2	22.3	2.77	43.3	21.6	3.09	41.2	20.9	3.44	38.8	20.1	3.83	36.0	19.2	4.26	
	67	44.0	29.5	2.47	42.3	28.9	2.75	39.8	27.8	3.05	37.7	27.1	3.40	35.4	26.3	3.79	31.4	24.7	4.18	
	63††	40.5	28.7	2.44	37.8	27.5	2.70	35.0	26.3	3.00	32.0	25.0	3.32	30.2	24.3	3.70	27.8	23.3	4.11	
	62	39.3	35.4	2.43	36.7	34.1	2.69	33.9	32.7	2.98	31.1	30.9	3.31	29.5	29.5	3.69	27.9	27.9	4.11	
	57	36.4	36.4	2.40	34.3	34.3	2.67	32.1	32.1	2.96	30.8	30.8	3.30	29.4	29.4	3.69	27.7	27.7	4.11	
1400	72	47.1	23.3	2.55	45.8	23.0	2.83	43.9	22.5	3.15	41.8	21.8	3.51	39.3	21.1	3.90	36.5	20.2	4.33	
	67	44.3	30.5	2.52	42.7	30.2	2.81	40.5	29.4	3.12	38.4	28.8	3.47	35.9	27.9	3.85	31.7	26.4	4.25	
	63††	42.1	30.7	2.51	39.3	29.5	2.78	36.4	28.3	3.07	33.6	27.1	3.40	31.8	26.3	3.79	27.9	24.7	4.18	
	62	40.5	37.9	2.50	37.8	36.5	2.76	35.0	34.8	3.06	32.7	32.7	3.39	31.2	31.2	3.78	29.5	29.5	4.21	
	57	38.1	38.1	2.48	36.2	36.2	2.74	35.0	35.0	3.05	33.6	33.6	3.40	32.2	32.2	3.79	29.3	29.3	4.20	
1575	72	47.5	23.9	2.61	46.2	23.7	2.90	44.4	23.2	3.22	41.8	22.4	3.56	39.5	21.8	3.95	36.8	21.1	4.40	
	67	44.9	31.9	2.58	43.0	31.5	2.86	41.1	31.1	3.18	38.8	30.3	3.53	36.3	29.6	3.92	32.0	28.0	4.32	
	63††	42.5	32.0	2.57	40.5	31.4	2.85	37.6	30.1	3.15	35.0	29.1	3.48	33.1	28.3	3.87	27.9	26.0	4.24	
	62	41.6	40.2	2.57	38.9	38.5	2.83	36.5	36.5	3.13	35.4	35.4	3.49	32.7	32.7	3.86	30.7	30.7	4.29	
	57	40.7	40.7	2.56	39.0	39.0	2.83	37.6	37.6	3.15	35.8	35.8	3.49	33.5	33.5	3.87	30.7	30.7	4.29	
Multipliers for Determining the Performance With Other Indoor Sections																				
Indoor Section	Size	Cooling		Indoor Section	Size	Cooling														
		Capacity	Power			Capacity	Power													
CE3AA	042	1.01	0.98	CK5PT	042	1.00	0.97													
	048	1.01	0.98		048	1.00	0.95													
<b>COILS + 355MAV060100 VARIABLE SPEED FURNACE</b>				<b>COILS + 355MAV060120 VARIABLE SPEED FURNACE</b>																
CC5A/CD5AA	042	1.00	0.98	CC5A/CD5AA	042	1.00	0.98													
CC5A/CD5AC	048	0.99	0.96	CC5A/CD5AW	048	1.00	0.96													
CD5AA	048	1.00	0.96	CE3AA	042	1.01	0.98													
CE3AA	042	1.01	0.98		048	1.01	0.98													
CK3BA	042	1.00	0.97	CK3BA	042	1.00	0.97													
	048	1.00	0.95		048	1.00	0.95													
CK5A/CK5BA	042	1.00	0.97	CK5A/CK5BA	042	1.00	0.97													
	048	1.00	0.95	CK5A/CK5BT	042	1.00	0.97													
CK5A/CK5BT	042	1.00	0.97	CK5A/CK5BW	048	1.00	0.95													
	048	1.00	0.95	CK5PA	042	1.00	0.97													
CK5PA	042	1.00	0.97	CK5PT	042	1.00	0.97													
	048	1.00	0.95	CK5PW	048	1.00	0.95													
					—	—	—													

See notes on page 38.

**DETAILED COOLING CAPACITIES\* Continued**

EVAP AIR		CONDENSER ENTERING AIR TEMPERATURES °F																		
		75			85			95			105			115			125			
		Capacity MBtu/h†		Total Sys kW**	Capacity MBtu/h†		Total Sys kW**	Capacity MBtu/h†		Total Sys kW**	Capacity MBtu/h†		Total Sys kW**	Capacity MBtu/h†		Total Sys kW**	Capacity MBtu/h†		Total Sys kW**	
CFM	EWB	Total	Sens‡	Total	Sens‡	Total	Sens‡	Total	Sens‡	Total	Sens‡	Total	Sens‡	Total	Sens‡	Total	Sens‡	Total	Sens‡	
<b>550A048-F Outdoor Section With CC5A/CD5AA060 Indoor Section</b>																				
1400	72	53.0	25.6	2.87	51.3	25.0	3.18	49.4	24.3	3.53	47.2	23.6	3.93	44.8	22.8	4.36	42.1	21.9	4.83	
	67	50.3	33.2	2.85	48.0	32.2	3.16	45.8	31.4	3.51	43.5	30.5	3.89	41.0	29.6	4.32	38.4	28.6	4.80	
	63††	47.2	32.8	2.84	45.0	31.8	3.14	42.8	30.9	3.49	40.5	29.9	3.88	38.1	28.8	4.30	33.9	27.0	4.76	
	62	46.2	40.4	2.83	44.0	39.3	3.14	41.5	38.1	3.48	38.9	36.8	3.86	36.1	35.3	4.28	33.2	33.2	4.75	
	57	42.3	42.3	2.81	40.1	40.1	3.12	38.0	38.0	3.46	36.7	36.7	3.85	35.2	35.2	4.28	33.6	33.6	4.75	
1600	72	53.9	26.4	2.94	52.2	25.9	3.26	50.2	25.2	3.61	48.0	24.5	4.00	45.5	23.8	4.44	42.4	22.6	4.90	
	67	51.1	34.7	2.92	48.7	33.7	3.23	46.5	32.9	3.58	44.1	32.2	3.96	41.6	31.3	4.39	38.8	30.4	4.86	
	63††	48.1	34.5	2.91	45.8	33.5	3.22	43.7	32.8	3.57	41.3	31.7	3.95	38.7	30.6	4.37	34.4	28.8	4.83	
	62	47.2	43.0	2.91	45.1	42.0	3.22	42.4	40.6	3.56	39.7	39.0	3.94	37.0	37.0	4.36	34.5	34.5	4.83	
	57	45.0	45.0	2.89	42.6	42.6	3.20	40.4	40.4	3.55	39.0	39.0	3.93	37.5	37.5	4.36	35.4	35.4	4.83	
1800	72	53.7	26.7	3.00	52.9	26.7	3.33	50.9	26.1	3.68	47.9	25.0	4.06	45.6	24.3	4.50	42.3	23.1	4.96	
	67	51.5	35.9	2.99	49.5	35.3	3.30	47.2	34.6	3.65	44.8	33.9	4.04	42.0	32.8	4.46	39.1	31.9	4.93	
	63††	48.6	35.9	2.97	46.5	35.1	3.29	44.4	34.5	3.64	41.9	33.4	4.02	39.2	32.3	4.45	35.2	30.6	4.91	
	62	47.8	45.0	2.97	45.7	44.1	3.29	43.1	42.6	3.63	40.5	40.5	4.02	39.0	39.0	4.45	36.7	36.7	4.92	
	57	46.6	46.6	2.97	44.8	44.8	3.28	42.5	42.5	3.63	41.1	41.1	4.02	39.0	39.0	4.45	36.7	36.7	4.92	
<b>Multipliers for Determining the Performance With Other Indoor Sections</b>																				
Indoor Section	Size	Cooling			Indoor Section	Size	Cooling													
		Capacity	Power	Capacity			Power													
CC5A/CD5AA	060	1.00	1.00	CK3BA	048	0.99	0.95													
CC5A/CD5AC	048	0.97	0.98	CK5A/CK5BA	048	0.99	0.95													
CC5A/CD5AW	048	0.99	0.99	CK5A/CK5BT	048	0.99	0.95													
	060	1.01	0.99	CK5PA	048	0.99	0.96													
CD5AA	048	0.99	0.99	CK5PT	048	0.99	0.96													
CD5PX	060	1.02	0.99	<b>COILS + 315(A,J)AV060110 VARIABLE SPEED FURNACE</b>																
CE3AA	048	1.00	0.99	CC5A/CD5AA	060	0.99	0.95													
	060	1.01	0.98	CC5A/CD5AC	048	0.97	0.95													
CF5AA	048	0.99	0.98	CC5A/CD5AW	048	0.98	0.94													
CK3BA	048	0.99	0.98	CD5AA	048	0.98	0.94													
	060	1.00	0.99	CE3AA	048	0.99	0.95													
CK5A/CK5BA	048	0.99	0.98	CK3BA	048	0.99	0.95													
	060	1.00	0.99		060	1.01	0.94													
CK5A/CK5BT	048	0.99	0.98	CK5A/CK5BA	048	0.99	0.95													
	060	1.00	0.99		060	1.00	0.93													
CK5A/CK5BW	048	0.99	0.98	CK5A/CK5BT	048	0.99	0.95													
CK5A/CK5BX	060	1.01	0.98		060	1.00	0.93													
CK5PA	048	0.99	0.98	CK5A/CK5BW	048	0.99	0.94													
	060	1.00	0.99		060	1.00	0.93													
CK5PT	048	0.99	0.98	CK5A/CK5BX	060	1.02	0.94													
	060	1.00	0.99		CK5PA	048	0.99	0.96												
CK5PW	048	0.99	0.98	CK5PT	048	0.99	0.96													
CK5PX	060	1.01	0.98		060	1.00	0.93													
F(A,B)4(A,B)N(F,B,C)	048	0.99	0.99	CK5PW	048	0.99	0.95													
	060	1.01	1.01		CK5PX	060	1.02	0.94												
FB4(A,B)NB	070	1.02	0.98	<b>COILS + 315(A,J)AV066135 VARIABLE SPEED FURNACE</b>																
FE4ANB	006	1.02	0.89	CC5A/CD5AA	060	0.99	0.94													
FE4ANF	005	1.01	0.94	CC5A/CD5AC	048	0.97	0.93													
FG3AAA	048	0.99	0.99	CC5A/CD5AW	048	0.99	0.94													
	060	1.00	0.99	060	1.01	0.93														
FK4(C,D)NB	006	1.02	0.89	CD5AA	048	0.99	0.94													
FK4(C,D)NF	005	1.01	0.94	CD5PX	060	1.02	0.94													
FV4(A,B)NB	006	1.02	0.89	CE3AA	048	1.00	0.95													
FV4(A,B)NF	005	1.01	0.94		060	1.01	0.93													
FX4(A,B)NB	060	1.01	1.01	CK3BA	048	0.99	0.94													
FX4(A,B)NF	048	0.99	0.99		060	1.00	0.92													
<b>COILS + 315(A,J)AV048090 VARIABLE SPEED FURNACE</b>								CK5A/CK5BA	048	0.99	0.94									
CC5A/CD5AC	048	0.97	0.94	060	1.00	0.92														
CD5AA	048	0.99	0.95	—	—	—														
CE3AA	048	1.00	0.96	—	—	—														
				060	1.01	0.95														

See notes on page 38.

**DETAILED COOLING CAPACITIES\* Continued**

EVAP AIR		CONDENSER ENTERING AIR TEMPERATURES °F																		
		75				85			95			105			115			125		
CFM	EWB	Capacity MBtuh†		Total Sys kW**	Capacity MBtuh†		Total Sys kW**	Capacity MBtuh†		Total Sys kW**	Capacity MBtuh†		Total Sys kW**	Capacity MBtuh†		Total Sys kW**	Capacity MBtuh†		Total Sys kW**	
		Total	Sens‡		Total	Sens‡		Total	Sens‡		Total	Sens‡		Total	Sens‡		Total	Sens‡		Total
<b>550A048-F Outdoor Section With CC5A/CD5AA060 Indoor Section Continued</b>																				
1400	72	53.0	25.6	2.87	51.3	25.0	3.18	49.4	24.3	3.53	47.2	23.6	3.93	44.8	22.8	4.36	42.1	21.9	4.83	
	67	50.3	33.2	2.85	48.0	32.2	3.16	45.8	31.4	3.51	43.5	30.5	3.89	41.0	29.6	4.32	38.4	28.6	4.80	
	63††	47.2	32.8	2.84	45.0	31.8	3.14	42.8	30.9	3.49	40.5	29.9	3.88	38.1	28.8	4.30	33.9	27.0	4.76	
	62	46.2	40.4	2.83	44.0	39.3	3.14	41.5	38.1	3.48	38.9	36.8	3.86	36.1	35.3	4.28	33.2	33.2	4.75	
	57	42.3	42.3	2.81	40.1	40.1	3.12	38.0	38.0	3.46	36.7	36.7	3.85	35.2	35.2	4.28	33.6	33.6	4.75	
1600	72	53.9	26.4	2.94	52.2	25.9	3.26	50.2	25.2	3.61	48.0	24.5	4.00	45.5	23.8	4.44	42.4	22.6	4.90	
	67	51.1	34.7	2.92	48.7	33.7	3.23	46.5	32.9	3.58	44.1	32.2	3.96	41.6	31.3	4.39	38.8	30.4	4.86	
	63††	48.1	34.5	2.91	45.8	33.5	3.22	43.7	32.8	3.57	41.3	31.7	3.95	38.7	30.6	4.37	34.4	28.8	4.83	
	62	47.2	43.0	2.91	45.1	42.0	3.22	42.4	40.6	3.56	39.7	39.0	3.94	37.0	37.0	4.36	34.5	34.5	4.83	
	57	45.0	45.0	2.89	42.6	42.6	3.20	40.4	40.4	3.55	39.0	39.0	3.93	37.5	37.5	4.36	35.4	35.4	4.83	
1800	72	53.7	26.7	3.00	52.9	26.7	3.33	50.9	26.1	3.68	47.9	25.0	4.06	45.6	24.3	4.50	42.3	23.1	4.96	
	67	51.5	35.9	2.99	49.5	35.3	3.30	47.2	34.6	3.65	44.8	33.9	4.04	42.0	32.8	4.46	39.1	31.9	4.93	
	63††	48.6	35.9	2.97	46.5	35.1	3.29	44.4	34.5	3.64	41.9	33.4	4.02	39.2	32.3	4.45	35.2	30.6	4.91	
	62	47.8	45.0	2.97	45.7	44.1	3.29	43.1	42.6	3.63	40.5	40.5	4.02	39.0	39.0	4.45	36.7	36.7	4.92	
	57	46.6	46.6	2.97	44.8	44.8	3.28	42.5	42.5	3.63	41.1	41.1	4.02	39.0	39.0	4.45	36.7	36.7	4.92	

Multipliers for Determining the Performance With Other Indoor Sections

Indoor Section	Size	Cooling		Indoor Section	Size	Cooling	
		Capacity	Power			Capacity	Power
CK5A/CK5BT	048	0.99	0.94	CC5A/CD5AC	048	0.97	0.99
	060	1.00	0.92	CC5A/CD5AW	060	1.01	0.97
CK5A/CK5BW	048	0.99	0.94	CD5AA	048	0.99	0.99
CK5A/CK5BX	060	1.02	0.93	CE3AA	048	1.00	1.00
	CK5PA	048	0.99		0.94	060	1.01
CK5PT	048	0.99	0.94	<b>COILS + 355MAV060100 VARIABLE SPEED FURNACE</b>			
	060	1.00	0.92	CC5A/CD5AA	060	1.00	1.00
CK5PW	048	0.99	0.94	CC5A/CD5AC	048	0.97	0.99
	060	1.02	0.92	CC5A/CD5AW	060	1.01	0.97
CK5PX	060	1.02	0.92	CD5AA	048	0.99	0.99
<b>COILS + 315(A,J)AV066155 VARIABLE SPEED FURNACE</b>				CE3AA	048	1.00	1.00
CC5A/CD5AA	060	0.99	0.93		060	1.01	0.97
CC5A/CD5AC	048	0.97	0.92	CK3BA	060	1.00	0.98
CC5A/CD5AW	048	0.99	0.93	CK5A/CK5BA	060	1.00	0.98
	060	1.01	0.93	CK5A/CK5BT	060	1.00	0.98
CD5AA	048	0.99	0.93	CK5A/CK5BX	060	1.02	0.97
CD5PX	060	1.02	0.93	CK5PA	060	1.00	0.98
CE3AA	048	1.00	0.94	CK5PT	060	1.00	0.98
	060	1.01	0.93	CK5PX	060	1.02	0.97
CK3BA	048	0.99	0.93	<b>COILS + 355MAV060120 VARIABLE SPEED FURNACE</b>			
	060	1.00	0.92	CC5A/CD5AA	060	1.00	1.00
CK5A/CK5BA	048	0.99	0.93	CC5A/CD5AW	048	0.99	0.99
	060	1.00	0.92		060	1.01	0.97
CK5A/CK5BT	048	0.99	0.93	CE3AA	048	1.00	1.00
	060	1.00	0.92		060	1.01	0.97
CK5A/CK5BW	048	0.99	0.93	CK3BA	048	0.99	0.98
CK5A/CK5BX	060	1.02	0.92		060	1.00	0.97
CK5PA	048	0.99	0.94	CK5A/CK5BA	060	1.00	0.97
	060	1.00	0.92	CK5A/CK5BT	060	1.00	0.97
CK5PT	048	0.99	0.94	CK5A/CK5BW	048	0.99	0.98
	060	1.00	0.92	CK5A/CK5BX	060	1.02	0.97
CK5PW	048	0.99	0.94	CK5PA	060	1.00	0.97
CK5PX	060	1.02	0.92	CK5PT	060	1.00	0.97
<b>COILS + 355MAV060080 VARIABLE SPEED FURNACE</b>				CK5PW	048	0.99	0.98
CC5A/CD5AA	060	1.00	1.00	CK5PX	060	1.02	0.97

See notes on page 38.

## DETAILED COOLING CAPACITIES\* Continued

EVAP AIR		CONDENSER ENTERING AIR TEMPERATURES °F																					
		75				85				95				105				115				125	
CFM	EWB	Capacity MBtu/h†		Total Sys kW**	Capacity MBtu/h†		Total Sys kW**	Capacity MBtu/h†		Total Sys kW**	Capacity MBtu/h†		Total Sys kW**	Capacity MBtu/h†		Total Sys kW**	Capacity MBtu/h†		Total Sys kW**				
		Total	Sens‡		Total	Sens‡		Total	Sens‡		Total	Sens‡		Total	Sens‡		Total	Sens‡		Total	Sens‡		
<b>550A060-H Outdoor Section With CD5PX060 Indoor Section</b>																							
1750	57	57.89	57.89	4.31	55.67	55.67	4.76	53.35	53.35	5.27	50.80	50.80	5.83	47.87	47.87	6.43	44.52	44.52	7.08				
	62	59.84	53.84	4.33	57.09	52.53	4.78	54.23	51.17	5.28	51.12	49.67	5.84	47.85	47.85	6.43	44.51	44.51	7.08				
	67	65.37	45.55	4.39	62.27	44.22	4.84	59.00	42.86	5.34	55.44	41.38	5.89	51.48	39.77	6.47	47.02	37.98	7.11				
	72	71.38	37.24	4.45	67.95	35.91	4.91	64.32	34.50	5.41	60.36	33.01	5.96	55.94	31.39	6.53	50.98	29.58	7.15				
2000	57	60.22	60.22	4.42	57.88	57.88	4.89	55.28	55.28	5.39	52.49	52.49	5.95	49.40	49.40	6.55	45.73	45.73	7.19				
	62	61.19	57.67	4.44	58.34	56.29	4.89	55.34	54.77	5.39	52.48	52.48	5.95	49.40	49.40	6.55	45.71	45.71	7.19				
	67	66.60	48.31	4.49	63.37	46.97	4.96	59.86	45.53	5.45	56.10	44.02	5.99	52.03	42.39	6.58	47.43	40.59	7.21				
	72	72.67	38.92	4.56	69.11	37.58	5.02	65.22	36.14	5.52	61.05	34.63	6.06	56.50	32.98	6.63	51.36	31.14	7.25				
2250	57	62.16	62.16	4.54	59.57	59.57	5.00	56.86	56.86	5.50	53.93	53.93	6.06	50.56	50.56	6.65	46.69	46.69	7.29				
	62	62.34	61.20	4.54	59.51	59.51	5.00	56.85	56.85	5.50	53.92	53.92	6.06	50.55	50.55	6.65	46.69	46.69	7.29				
	67	67.52	50.93	4.60	64.07	49.53	5.06	60.43	48.08	5.55	56.59	46.55	6.09	52.42	44.91	6.67	47.72	43.08	7.31				
	72	73.65	40.55	4.67	69.86	39.16	5.13	65.83	37.69	5.62	61.56	36.15	6.16	56.87	34.48	6.73	51.61	32.64	7.35				
Multipliers for Determining the Performance With Other Indoor Sections																							
Indoor Section	Size	Cooling		Indoor Section	Size	Cooling																	
		Capacity	Power			Capacity	Power																
CC5A/CD5AA	060	0.95	0.98	CK5A/CK5BT	060	0.97	0.96																
CC5A/CD5AW	060	0.98	1.00	CK5A/CK5BX	060	0.99	0.96																
CD5PX	060	1.00	1.00	CK5PA	060	0.97	0.96																
CE3AA	060	0.98	0.99	CK5PT	060	0.97	0.96																
CK3BA	060	0.98	0.99	CK5PX	060	0.99	0.96																
CK5A/CK5BA	060	0.98	0.99	<b>COILS + 315(A,J)AV066155 VARIABLE SPEED FURNACE</b>																			
CK5A/CK5BT	060	0.98	0.99	CC5A/CD5AA	060	0.95	0.95																
CK5A/CK5BX	060	1.00	0.99	CD5PX	060	0.98	0.95																
CK5PA	060	0.98	0.99	CE3AA	060	0.98	0.95																
CK5PT	060	0.98	0.99	CK3BA	060	0.97	0.95																
CK5PX	060	1.00	0.99	CK5A/CK5BA	060	0.97	0.95																
F(A,B)4BN(F,B,C)	060	0.98	1.01	CK5A/CK5BT	060	0.97	0.95																
FB4BNB	070	1.00	1.00	CK5A/CK5BX	060	0.99	0.95																
FC4CN(F,B)	060	0.98	1.01	CK5PA	060	0.97	0.95																
FC4CNB	070	1.00	1.00	CK5PT	060	0.97	0.95																
FE4ANB	006	1.00	0.94	CK5PX	060	0.99	0.95																
FG3AAA	060	0.97	0.99	<b>COILS + 355MAV060080 VARIABLE SPEED FURNACE</b>																			
FK4DNB	006	1.00	0.94	CK3BA	060	0.97	1.01																
FV4BNB	006	1.00	0.94	CK5A/CK5BA	060	0.97	1.01																
FX4BNB	060	1.00	1.00	CK5A/CK5BT	060	0.97	1.01																
<b>COILS + 315(A,J)AV060110 VARIABLE SPEED FURNACE</b>				CK5PA	060	0.97	1.01																
CC5A/CD5AA	060	0.95	0.98	CK5PT	060	0.97	1.01																
CD5PX	060	0.98	0.98	<b>COILS + 355MAV060100 VARIABLE SPEED FURNACE</b>																			
CE3AA	060	0.98	0.98	CK3BA	060	0.97	1.00																
CK3BA	060	0.97	0.97	CK5A/CK5BA	060	0.97	0.99																
CK5A/CK5BA	060	0.97	0.97	CK5A/CK5BT	060	0.97	0.99																
CK5A/CK5BT	060	0.97	0.97	CK5PA	060	0.97	0.99																
CK5A/CK5BX	060	0.99	0.97	CK5PT	060	0.97	0.99																
CK5PA	060	0.97	0.97	<b>COILS + 355MAV060120 VARIABLE SPEED FURNACE</b>																			
CK5PT	060	0.97	0.97	CC5A/CD5AA	060	0.95	0.99																
CK5PX	060	0.99	0.97	CK3BA	060	0.97	0.99																
<b>COILS + 315(A,J)AV066135 VARIABLE SPEED FURNACE</b>				CK5A/CK5BA	060	0.97	0.99																
CC5A/CD5AA	060	0.95	0.96	CK5A/CK5BT	060	0.97	0.99																
CD5PX	060	0.98	0.96	CK5A/CK5BX	060	0.99	0.99																
CE3AA	060	0.98	0.96	CK5PA	060	0.97	0.99																
CK3BA	060	0.97	0.96	CK5PT	060	0.97	0.99																
CK5A/CK5BA	060	0.97	0.96	CK5PX	060	0.99	0.99																

NOTE: When the required data falls between the published data, interpolation may be performed. Extrapolation is not an acceptable practice.

\* Detailed cooling capacities are based on indoor and outdoor unit at the same elevation per ARI standard 210/240-94. If additional tubing length and/or indoor unit is located above outdoor unit, a slight variation in capacity may occur.

† Total and sensible capacities are net capacities. Blower motor heat has been subtracted.

‡ Sensible capacities shown are based on 80°F (27°C) entering air at the indoor coil. For sensible capacities at other than 80°F (27°C), deduct 835 Btu/h (245 kW) per 1000 CFM (480 L/S) of indoor coil air for each degree below 80°F (27°C), or add 835 Btu/h (245 kW) per 1000 CFM (480 L/S) of indoor coil air per degree above 80°F (27°C). When the required data falls between the published data, interpolation may be performed.

\*\* Total system kW is total of indoor and outdoor unit kilowatts.

†† At TVA rating indoor condition (75°F edb/63°F ewb). All other indoor air temperatures are at 80°F edb.

## CONDENSER ONLY RATINGS\*

SST °F		CONDENSER ENTERING AIR TEMPERATURES °F							
		55	65	75	85	95	105	115	125
<b>550A024-G</b>									
30	TCG	20.9	19.4	17.9	16.2	14.4	12.4	10.2	7.8
	SDT	69.8	79.1	88.3	97.6	106.7	115.7	124.7	133.6
	KW	0.92	1.07	1.24	1.41	1.60	1.78	1.97	2.16
35	TCG	24.2	21.7	20.1	18.4	16.6	14.6	12.4	10.0
	SDT	71.3	80.6	89.8	99.1	108.2	117.3	126.2	135.1
	KW	0.93	1.10	1.26	1.45	1.64	1.84	2.04	2.25
40	TCG	28.7	25.0	22.5	20.8	19.0	16.9	14.7	12.3
	SDT	72.6	82.0	91.4	100.6	109.8	118.9	127.9	136.7
	KW	0.94	1.11	1.30	1.48	1.68	1.89	2.11	2.33
45	TCG	37.2	29.3	25.9	23.4	21.4	19.4	17.2	14.8
	SDT	73.5	83.4	92.7	101.9	111.3	120.4	129.5	138.3
	KW	0.94	1.12	1.31	1.52	1.73	1.95	2.18	2.41
50	TCG	44.0	35.9	30.2	27.0	24.3	22.1	19.9	17.5
	SDT	74.4	84.6	94.0	103.2	112.4	121.6	130.6	139.5
	KW	0.94	1.13	1.32	1.53	1.76	2.00	2.24	2.48
55	TCG	51.6	45.6	35.8	31.2	27.9	25.3	22.8	20.4
	SDT	75.2	85.1	95.3	104.6	113.7	122.8	131.8	140.7
	KW	0.90	1.12	1.33	1.55	1.78	2.03	2.30	2.58
<b>550A030-F</b>									
30	TCG	29.9	28.2	26.6	25.0	23.4	21.8	20.2	18.4
	SDT	75.3	85.3	95.3	105.0	115.0	125.0	135.0	145.0
	KW	1.42	1.61	1.82	2.07	2.34	2.64	2.98	3.36
35	TCG	32.9	31.1	29.4	27.7	25.9	24.1	22.3	20.4
	SDT	75.9	85.8	95.7	106.0	116.0	126.0	135.0	146.0
	KW	1.42	1.61	1.82	2.06	2.33	2.63	2.96	3.34
40	TCG	36.1	34.2	32.3	30.5	28.6	26.6	24.6	22.5
	SDT	76.7	86.5	96.3	106.0	116.0	126.0	136.0	146.0
	KW	1.42	1.61	1.82	2.06	2.32	2.62	2.96	3.33
45	TCG	39.5	37.5	35.4	33.4	31.3	29.2	27.1	24.7
	SDT	77.8	87.5	97.2	107.0	117.0	127.0	137.0	147.0
	KW	1.43	1.61	1.82	2.06	2.33	2.62	2.96	3.33
50	TCG	43.1	40.9	38.7	36.5	34.3	32.0	29.6	27.1
	SDT	79.2	88.8	98.4	108.0	118.0	128.0	138.0	147.0
	KW	1.44	1.63	1.83	2.07	2.33	2.63	2.96	3.33
55	TCG	46.9	44.5	42.2	39.8	37.4	34.9	32.3	29.6
	SDT	80.8	90.2	99.8	109.0	119.0	129.0	139.0	148.0
	KW	1.46	1.64	1.85	2.08	2.35	2.64	2.98	3.34
<b>550A036-F, G</b>									
30	TCG	36.3	34.4	32.4	30.4	28.2	26.0	23.7	21.1
	SDT	72.2	81.8	91.3	101.0	110.0	120.0	129.0	139.0
	KW	1.67	1.90	2.16	2.44	2.74	3.06	3.39	3.73
35	TCG	39.8	37.8	35.6	33.5	31.2	28.8	26.3	23.6
	SDT	73.5	83.1	92.7	102.0	112.0	121.0	130.0	140.0
	KW	1.68	1.91	2.17	2.45	2.75	3.08	3.43	3.78
40	TCG	43.5	41.3	39.0	36.7	34.3	31.8	29.1	26.2
	SDT	75.0	84.5	94.0	104.0	113.0	122.0	132.0	141.0
	KW	1.68	1.91	2.17	2.46	2.77	3.10	3.46	3.83
45	TCG	47.4	45.1	42.7	40.1	37.6	34.8	32.0	28.9
	SDT	76.6	86.0	95.4	105.0	114.0	124.0	133.0	142.0
	KW	1.68	1.92	2.18	2.47	2.79	3.13	3.49	3.87
50	TCG	51.5	49.1	46.5	43.8	41.0	38.1	35.0	31.7
	SDT	78.3	87.6	97.0	106.0	116.0	125.0	134.0	143.0
	KW	1.69	1.93	2.19	2.48	2.80	3.15	3.52	3.91
55	TCG	55.9	53.2	50.5	47.6	44.6	41.5	38.2	34.6
	SDT	80.1	89.3	98.6	108.0	117.0	126.0	135.0	144.0
	KW	1.70	1.93	2.20	2.50	2.82	3.17	3.54	3.94

See notes on page 40.

## CONDENSER ONLY RATINGS\* Continued

SST °F		CONDENSER ENTERING AIR TEMPERATURES °F							
		55	65	75	85	95	105	115	125
<b>550A042-F</b>									
30	TCG	41.4	39.2	37.0	34.8	32.5	30.2	27.8	25.3
	SDT	72.3	82.0	91.8	102.0	111.0	121.0	130.0	140.0
	KW	1.85	2.10	2.39	2.72	3.07	3.46	3.89	4.36
35	TCG	45.4	43.0	40.6	38.2	35.7	33.2	30.6	27.8
	SDT	73.7	83.4	93.1	103.0	112.0	122.0	131.0	141.0
	KW	1.86	2.12	2.41	2.74	3.09	3.49	3.92	4.39
40	TCG	49.6	47.0	44.5	41.8	39.1	36.4	33.5	30.5
	SDT	75.2	84.8	94.4	104.0	114.0	123.0	133.0	142.0
	KW	1.88	2.14	2.43	2.76	3.12	3.51	3.94	4.41
45	TCG	54.0	51.3	48.5	45.7	42.7	39.8	36.7	33.3
	SDT	76.7	86.3	95.9	106.0	115.0	125.0	134.0	143.0
	KW	1.89	2.16	2.45	2.78	3.14	3.54	3.97	4.44
50	TCG	58.8	55.8	52.8	49.7	46.6	43.3	39.9	36.3
	SDT	78.4	87.9	97.4	107.0	117.0	126.0	135.0	144.0
	KW	1.92	2.18	2.47	2.80	3.17	3.57	4.00	4.47
55	TCG	63.8	60.6	57.4	54.0	50.6	47.1	43.4	39.5
	SDT	80.2	89.6	99.1	109.0	118.0	127.0	137.0	145.0
	KW	1.94	2.20	2.50	2.83	3.20	3.60	4.03	4.50
<b>550A048-F</b>									
30	TCG	45.8	43.3	40.9	38.5	36.0	33.6	31.0	28.4
	SDT	72.0	82.0	92.0	102.0	112.0	122.0	132.0	142.0
	KW	2.11	2.40	2.73	3.09	3.52	3.98	4.51	5.09
35	TCG	50.6	47.9	45.2	42.6	39.9	37.2	34.4	31.5
	SDT	72.0	82.0	92.0	102.0	112.0	122.0	132.0	142.0
	KW	2.10	2.39	2.71	3.08	3.49	3.96	4.48	5.06
40	TCG	55.7	52.8	49.9	47.0	44.1	41.1	38.1	34.9
	SDT	72.3	82.1	92.0	102.0	112.0	122.0	132.0	142.0
	KW	2.10	2.38	2.70	3.06	3.47	3.93	4.45	5.02
45	TCG	60.9	57.8	54.7	51.7	48.6	45.4	42.1	38.5
	SDT	73.6	83.2	92.7	102.0	112.0	122.0	132.0	142.0
	KW	2.13	2.40	2.71	3.06	3.46	3.91	4.42	4.99
50	TCG	66.3	63.0	59.7	56.4	53.1	49.8	46.2	42.5
	SDT	75.1	84.6	94.1	104.0	113.0	123.0	132.0	142.0
	KW	2.17	2.44	2.75	3.09	3.48	3.92	4.41	4.96
55	TCG	72.1	68.5	65.0	61.4	57.8	54.2	50.5	46.5
	SDT	76.7	86.1	95.6	105.0	114.0	124.0	133.0	143.0
	KW	2.21	2.48	2.79	3.14	3.52	3.95	4.43	4.96
<b>550A060-H</b>									
30	TCG	57.7	54.6	51.6	48.5	45.4	42.1	38.6	34.6
	SDT	75.9	85.1	94.3	103.4	112.5	121.6	130.6	139.4
	KW	8.82	9.97	11.22	12.59	14.12	15.83	17.63	19.46
35	TCG	63.5	60.1	56.8	53.3	49.9	46.3	42.4	38.1
	SDT	77.7	86.8	95.9	104.9	114.0	122.9	131.8	140.5
	KW	8.98	10.12	11.38	12.76	14.28	15.98	17.79	19.72
40	TCG	69.6	65.9	62.2	58.4	54.6	50.6	46.3	41.6
	SDT	79.6	88.5	97.5	106.5	115.4	124.3	133.0	141.6
	KW	9.16	10.29	11.56	12.94	14.44	16.15	17.95	19.9
45	TCG	76.1	72.0	67.9	63.8	59.5	55.0	50.3	45.10
	SDT	81.6	90.5	99.4	108.2	117.0	125.7	134.3	142.7
	KW	9.36	10.48	11.76	13.13	14.63	16.32	18.11	20.05
50	TCG	82.8	78.4	73.9	69.3	64.5	59.6	54.3	48.6
	SDT	83.7	92.5	101.2	110.0	118.6	127.2	135.6	143.8
	KW	9.57	10.68	11.97	13.36	14.84	16.5	18.28	20.19
55	TCG	89.8	85.0	80.0	75.0	69.7	64.3	58.5	52.3
	SDT	85.9	94.5	103.2	111.8	120.3	128.7	136.9	144.9
	KW	9.80	10.9	12.19	13.58	15.07	16.71	18.45	20.34

\* ARI listing applies only to systems shown in Combination Ratings table.

**KW** — Outdoor Unit Kilowatts Only

**SDT** — Saturated Temperature Leaving Compressor (°F)

**SST** — Saturated Temperature Entering Compressor (°F)

**TCG** — Gross Cooling Capacity (1000 Btuh).



## SYSTEM DESIGN SUMMARY

1. Intended for outdoor installation with free air inlet and outlet. Outdoor fan external static pressure available is less than 0.01-in. wc.
2. Minimum outdoor operating air temperature without low-ambient operation accessory is 55°F (12.8°C).
3. Maximum outdoor operating air temperature is 125°F (51.7°C).
4. For reliable operation, unit should be level in all horizontal planes.
5. Maximum elevation of indoor coil above or below base of outdoor unit is: Indoor coil above = 50 ft, indoor coil below = 150 ft.
6. For interconnecting refrigerant tube lengths greater than 50 ft and/or 20 ft vertical differential, consult the Residential Split-System Application Guideline and Service Manual for Air Conditioners and Heat Pumps using Puron® (R-410A) Refrigerant available from equipment distributor.
7. If any refrigerant tubing is buried, provide a 6 in. vertical rise to the valve connections at the unit. Refrigerant tubing lengths up to 36 in. may be buried without further consideration. Do not bury refrigerant lines longer than 3 ft.
8. Use only copper wire for electric connection at unit. Aluminum and clad aluminum are not acceptable for the type of connector provided.
9. Mismatches of indoor coil capacity more than one size larger than outdoor unit capacity may result in inadequate indoor comfort.
10. Do not apply capillary tube indoor coils to these units.
11. Factory-supplied filter drier must be installed.





### GENERAL

#### System Description

Outdoor-mounted, air-cooled, split-system air conditioner unit suitable for ground or rooftop installation. Unit consists of a hermetic compressor, an air-cooled coil, propeller-type condenser fan, and a control box. Unit will discharge supply air upward as shown on contract drawings. Unit will be used in a refrigeration circuit to match up to a packaged fan coil or coil unit.

#### Quality Assurance

Unit will be rated in accordance with the latest standard of ARI Standard 210.

Unit will be certified for capacity and efficiency, and listed in the latest ARI directory.

Unit construction will comply with latest edition of ANSI/ASHRAE and with NEC.

Unit will be constructed in accordance with UL standards and will carry the UL label of approval. Unit will have c-UL approval.

Unit cabinet will be capable of withstanding Federal Test Method Standard No. 141 (Method 6061) 500-hr salt spray test.

Air-cooled condenser coils will be leak tested at 250 psig and pressure tested at 450 psig.

Unit constructed in ISO9001 approved facility.

#### Delivery, Storage, and Handling

Unit will be shipped as single package only and is stored and handled per unit manufacturer's recommendations.

#### Warranty (for inclusion by specifying engineer)

U.S. and Canada only.

### PRODUCTS

#### Equipment

Factory assembled, single piece, air-cooled air conditioner unit. Contained within the unit enclosure is all factory wiring, piping, controls, compressor, refrigerant charge Puron® (R-410A), and special features required prior to field start-up.

#### Unit Cabinet

Unit cabinet will be constructed of galvanized steel, bonderized, and coated with a powder coat paint.

#### Fans

Condenser fan will be direct-drive propeller type, discharging air upward.

Condenser fan motors will be totally enclosed, 1-phase type with class B insulation and permanently lubricated bearings.

Shafts will be corrosion resistant.

Fan blades will be statically and dynamically balanced.

Condenser fan openings will be equipped with PVC-coated steel wire safety guards.

#### Compressor

Compressor will be hermetically sealed.

Compressor will be mounted on rubber vibration isolators.

#### Condenser Coil

Condenser coil will be air cooled.

Coil will be constructed of aluminum fins mechanically bonded to copper tubes which are then cleaned, dehydrated, and sealed.

#### Refrigeration Components

Refrigeration circuit components will include liquid-line shutoff valve with sweat connections, vapor-line shutoff valve with sweat connections, system charge of refrigerant Puron® (R-410A), and compressor oil.

Unit will be equipped with a high-pressure switch, low-pressure switch and filter drier for Puron refrigerant.

#### Operating Characteristics

The capacity of the unit will meet or exceed \_\_\_\_\_ Btuh at a suction temperature of \_\_\_\_\_ °F. The power consumption at full load will not exceed \_\_\_\_\_ kW.

Combination of the unit and the evaporator or fan coil unit will have a total net cooling capacity of \_\_\_\_\_ Btuh or greater at conditions of \_\_\_\_\_ CFM entering air temperature at the evaporator at \_\_\_\_\_ °F wet bulb and \_\_\_\_\_ °F dry bulb, and air entering the unit at \_\_\_\_\_ °F.

The system will have a SEER of \_\_\_\_\_ Btuh/watt or greater at DOE conditions.

#### Electrical Requirements


Nominal unit electrical characteristics will be \_\_\_\_\_ v, single phase, 60 hz. The unit will be capable of satisfactory operation within voltage limits of \_\_\_\_\_ v to \_\_\_\_\_ v.

Unit electrical power will be single point connection.

Control circuit will be 24v.

#### Special Features

Refer to section of this literature identifying accessories and descriptions for specific features and available enhancements.



SPECIFICATIONS SUBJECT TO CHANGE WITHOUT NOTICE

UNIT MUST BE INSTALLED IN ACCORDANCE  
WITH INSTALLATION INSTRUCTIONS

Cancel: PDS 550A.24.9