



Indigo™ Series Ice Machines:
Intelligent **thinking inside the box.**





No one knows ice better than Manitowoc.

Building the perfect ice machine wasn't easy, but inside-of-the-box thinking is just what you've come to expect from Manitowoc® Ice. We've combined intuition and innovation for the perfect ice machine. We call it Indigo,™ you'll call it "ice assurance" because you'll never have to worry about ice again.

The Indigo uncomplicates everything about the ice making process. State-of-the-art diagnostics provide constant and reliable monitoring of refrigeration systems. In turn, that information is used to improve energy management, set proper ice production levels, streamline cleaning processes, ease food safety concerns, maintain ice quality, and quickly display up-to-date service information.

No one knows ice machines better than Manitowoc, that's why all you need to know is that with the Indigo, great-tasting ice will be waiting for you when you need it the most.







"The alerts are awesome.
We no longer fear running out of ice."



Intelligent Diagnostics

Communications that never sleep

The new Indigo offers an internal communication system that never sleeps. Constant monitoring of refrigeration and sub-system controls means that when issues arise they are immediately noted and can be addressed. The electronic storing and reading of data makes servicing easier, reduces labor and machine downtime. Knowing what is going on with every stage of the ice making process gives you one less thing to worry about.

- Monitors, collects, and records information for diagnosis and maintenance.
- Built-in asset management offers alerts, schedules ice production, and monitors energy and water consumption.
- Onboard diagnostic data display and remote monitoring capability result in more accurate and efficient service calls.
- Internal memory stores operational history.
- “Safe Mode” helps keep ice machine running without a total shutdown or interruption of ice production, allowing time for service to be called.
- IceConnect™ USB and RS485 communication ports transmit ice production, energy usage, water usage, and service data allowing for asset management from across the room or the country.



USB Communication Port



Cellular Modem Gateway

For public locations, Button-Cover bezel prevents external menu navigation.



With Button-Cover bezel



Without Button-Cover bezel



Behind the front panel, Ice Maker On and Cleaning Activation buttons are located at the top of the display.



EasyRead Display

Read all about it

The Indigo makes communications between staff and the ice machine easy. The easy-to-read display panel offers staff prompts for things like adding sanitizer or checking the water or air filter.

- The display panel alerts you when issues arise. Non-urgent issues are displayed with an envelope icon. Urgent issues are displayed with a flashing warning triangle.
- State-of-the-art technology with easy-to-read graphics is available in up to 14 customizable languages.
- The large, illuminated display screen makes it easy to follow instructions for dozens of regular maintenance and diagnostic procedures and is easy to read in dark or bright light locations.
- Interactive display screen notifies operators when it's time for descaling and sanitizing procedures.
- When a service technician arrives on the scene the easy-to-read display panel simplifies the diagnostic procedure.

“With up to 14 customizable languages, Indigo allows for easy communication between operator and ice machine.”





“The cleaning countdown timer is a definite benefit – we always know where we are in the cleaning cycle.”

LuminIce™ Growth Inhibitor



With LuminIce



Without LuminIce

The LuminIce device runs quietly 24 hours a day keeping your ice machine cleaner and helping to relieve the stress and pain of frequent cleanings due to challenging foodservice environments where yeast, flour, sugars, and other contaminants create an environment favorable to growth. Reduced cleanings ultimately saves labor time, cost, and machine downtime during the cleaning process.



The LuminIce space-saving design fits inside the ice machine so existing exterior clearances are not impacted. In addition, power for the unit is supplied through the ice machine's internal electrical supply so outlet space is conserved.



Active Clean

Raising the bar on cleaning standards

Ice use is on the rise. From simple beverage cooling to use as an ingredient in smoothies, people more than ever are recognizing ice as a food. Manitowoc raises the cleaning standard by not only designing our equipment to be easier to clean but we also offer several key technologies to help inhibit slime growth, lime deposits, and mineral scale.

- LuminIce Growth Inhibitor can be ordered factory installed or as an after-market accessory. It works by creating “active air” by circulating is an available accessory that creates “active air” by recirculating the air inside the ice machine foodzone over a UV light. This “active air” passes over all exposed foodzone components to inhibit the growth of yeast, bacteria, and other common micro-organisms.
- A front-facing evaporator makes inspection and cleaning of the foodzone easier.
- To minimize the frequency of cleaning, Alpha San® antimicrobial protection is molded into select foodzone plastic components including the water distribution tube, evaporator frame, and ice and water probes.
- Swinging front door eases foodzone access on 22” and 30” models preventing the need to lift off cumbersome panels.
- Patented AuCS® automated cleaning system ensures the ice machine is cleaned when scheduled. This available accessory initiates a cleaning (lime deposits and mineral scale) or sanitizing cycle automatically based upon 2-, 4-, or 12-week settings.
- The streamlined cleaning procedure reduces the number of steps and the overall time it takes to complete the cleaning cycle.
- A simple push of a button begins the cleaning process and then automatically returns to ice production mode after cleaning cycle ends.
- Digital display lets you know when the cleaning cycle has begun and countdown timer displays how much time is remaining.



Surfaces and parts that require cleaning are 100% accessible from the front of the machine and can be removed simply; without tools. The ice thickness probe, water probe, water trough, water pump, water distribution tube, and water curtain all conveniently snap into place.



The foodzone edges have soft, rounded corners that wipe clean quickly and easily.



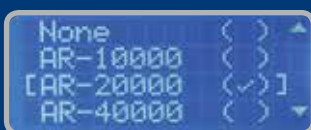
Swinging front door eases foodzone access.



Acoustical ice-sensing probe



Snap-fit water probe



Simply select your Manitowoc Arctic Pure® water filter to set the minder option.



Ice Assurance

Ice is always there, *where and when you need it*

Whether you need 300 pounds of ice or 3,000 pounds, the Manitowoc Indigo delivers the highest quality ice to serve your customers.

- Manitowoc's revolutionary acoustical ice-sensing technology accurately measures ice thickness for consistent cube formation and operates in challenging water conditions.
- Customizable ice production levels ensure ice is there when you need it and production is shut off when you don't.
- The available LuminIce®-controlled foodzone helps ensure cleaner, better tasting ice. Easy to use, no chemicals to add or maintain.
- An ice clarity feature adjusts the water usage to improve ice quality in hard water locations.
- TDS (total dissolved units) sensing probe constantly monitors the incoming water quality.
- Water filter minder ensures continuous filtration of the incoming water supply by prompting the optimum time to change the Arctic Pure® water filter.





Bin Level Control
with illuminating LEDs customizes
the ice level for the right amount of ice *at the right time.*



"We know we use less ice in winter so making less helps us save energy."





Energy Management

Monitor and control energy efficiency

For decades, Manitowoc® Ice has been the leader in providing ice machines that are not only dependable but are also energy efficient. Manitowoc's Indigo ice machines offer several key technologies that improve efficiency and also provide the ability to control energy and water consumption, further reducing the cost of ownership.

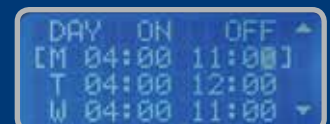
- Customizable ice making schedule allows for fluctuations in daily levels of production, saving energy by making only the amount of ice you need, when you need it.
- Ice production levels can be scheduled by day-of-week or time-of-day to take advantage of lower nighttime energy rates.
- Patented Air-assist Harvest Technology speeds the ice harvest cycle by forcing air between the evaporator and the ice sheet. Faster ice cycles lower overall energy use for the same amount of ice produced.
- The optional Bin Level Control lets you program your ice production by bin fill level to save energy or just to ensure fresh ice is always available.
- Monitor daily ice and energy usage to determine the appropriate Energy Saver program.
- Water quality sensor probes can adjust potable water usage based on incoming TDS water quality, resulting in up to 20% less water usage.
- Wide variety of ENERGY STAR® qualified models to choose from. See spec sheets for specific models.




Patented Air-Assist Harvest Technology



Bin Level Control Sensor



Schedule ice production levels for any day of the week.





Service and Support

Quick and accurate diagnosis of real-time data

Quick, reliable diagnosis of an ice machine is essential to keep operations running smoothly. Manitowoc's Indigo gathers information 24 hours a day. This collection of real-time data enables quick and accurate diagnosis of any problem.

- Display service data for faster and more accurate service calls. This recorded data can also be downloaded via USB port for detailed analysis by a service technician.
- The front-accessible and isolated control box keeps electricity outside of the foodzone, improving overall safety.
- Easy to service – the front-facing evaporator and refrigeration service ports make the interior of the ice machine easier to access and inspect.
- Firmware functional upgrades are easily made through the controlboard USB port.
- Installation date is automatically recorded in memory after the unit is up and running for 24 hours. Recorded data helps the user or service technician quickly check warranty status without having to contact the factory.
- Service diagnostic programs self-check the control board and other components to prevent unnecessary part replacement.
- Manitowoc trains thousands of service agents each year to provide fast and accurate servicing of your ice machine and our global servicing network can support your growth throughout the world.



Detailed analysis of recorded data.



Ice sensing probe



Service data display



Self-check part diagnostics



For the past 12 years FE&S (Foodservice Equipment & Supplies) magazine has named Manitowoc Ice the Overall Best in Class in the ice maker category as voted on by foodservice consultants, distributors, dealers, operators. No other ice machine manufacturer can say that. That's why Manitowoc ice machines remain America's #1 Selling Ice Machine.



COMPANY WITH
QUALITY SYSTEM
CERTIFIED BY DNV
= ISO 9001:2008 =



SOLUTIONS

Manitowoc Ice provides many of the operational solutions from Manitowoc Foodservice, a global company dedicated to bringing value to foodservice operators by equipping them with highly individualized real-world answers that enhance menus, service, profits and efficiency.



FINANCE

Manitowoc Foodservice offers low-rate, fast approval financing on all our leading brands through Manitowoc Finance. Preserve capital, simplify budgeting and get the equipment you need, today.

To learn how Manitowoc Foodservice and its leading brands can equip you, visit our global web site at www.manitowocfoodservice.com then find the regional or local resources available to you.

