

4HP16LT

Form No. D4HP16LT-100 (10/2011)

Features and Benefits

COMPRESSOR

- High-efficiency 2 stage Copeland Ultra Tech™ scroll compressor
- R410a refrigerant
- Grommet mounted compressor for quiet operation
- Internally protected against high temperature motor overload conditions

CABINET

- Full metal louvered panel coil guard protection
- Controls located in corner post for easy installation and service
- Rounded corners for safety and attractive, clean appearance
- Baked polyester paint finish over galvanized steel for maximum durability
- PVC coated wire fan discharge grill
- External gauge ports for easy service
- Raised base pan with ports allows for excellent water and debris drainage

COMPONENTS


- Full metal louvered panels remove for easy coil cleaning and service
- Bi-directional filter drier for long-lasting durability and system protection
- Discharge muffler for quiet operation
- Factory installed crank case heater
- Advanced design defrost system featuring a smart logic for power consumption savings
- Service valves positioned for quick installation and easy service
- Comfort Alert 2 diagnostics factory installed
- Reliable, solid state defrost control
- Defrost control is Quiet Shift™ capable

DESIGN

- Designed for ambients up to 125°F

COIL

- Enhanced aluminum fins and copper tubing for high efficiency and capacity
- Raised coil prevents debris from collecting in bottom of coil and causing loss of airflow



FACTORY INSTALLED ACCESSORIES

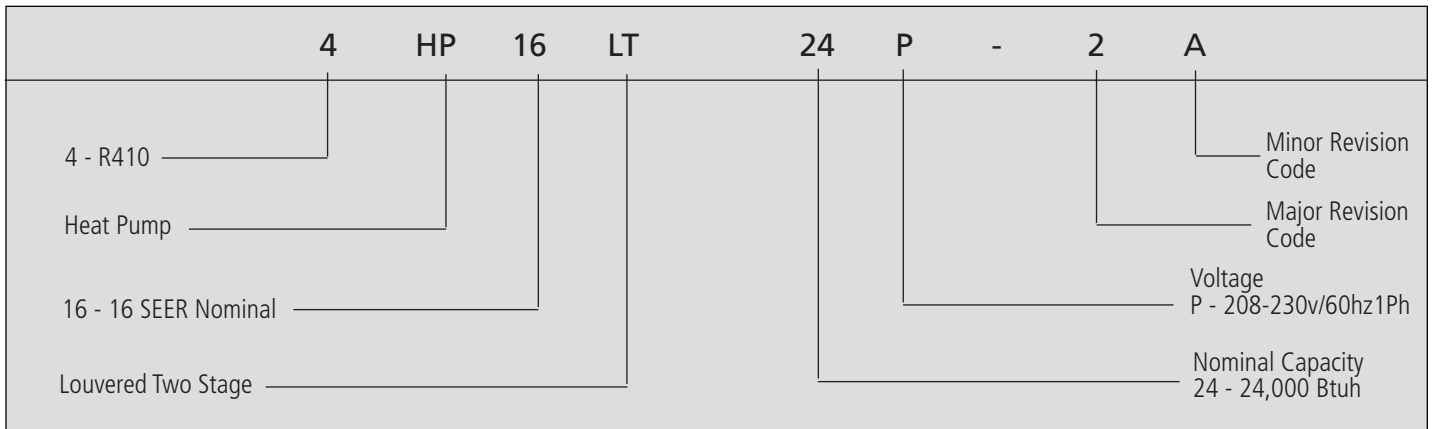
- Crank case heater
- Compressor sound cover for quiet operation
- High pressure switch
- Low pressure switch for loss of charge protection

WARRANTY

- 10 year limited warranty on compressor, 10 year limited warranty on all parts, extended warranty available*

*Warranty provides for a total of 10 years of limited warranty coverage (Standard 5-year limited parts warranty plus an additional 5-year limited extended parts warranty). Warranty must be registered online within 60 days of installation to qualify for 10-year coverage. Unregistered equipment defaults to 5-year coverage. Lifetime limited heat exchanger warranty applies to registered equipment only (Standard 20 years with no online registration). See full warranty at www.alliedair.com for terms, conditions and exclusions.

Model Number Guide

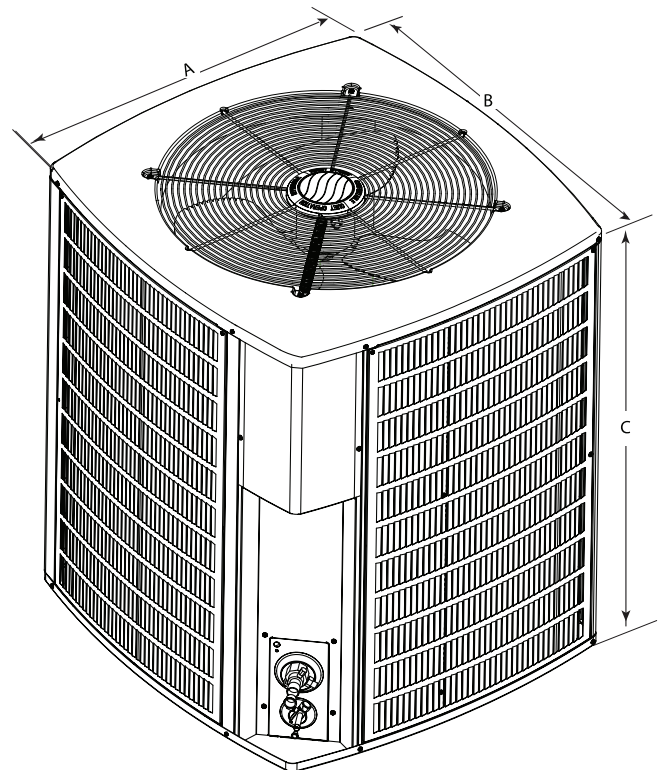


Physical and Electrical

Model	Voltage/Hz/Phase	Voltage Range	Min. Circuit Amp.	Max. Over current Device (amps)	Compressor		Fan Motor			Refrig. Charge (oz.)	Weight (lbs.)
					Rated Load (amps)	Locked Rotor (amps)	Rated Load (amps)	Rated HP	Nom. RPM		
4HP16LT24P-1	208-230-60/1	197-253	13.5	20	11.4	52	0.7	1/10	1075	146	207
4HP16LT36P-1	208-230-60/1	197-253	22.5	35	19.0	82	1.7	1/4	825	192	253
4HP16LT48P-1	208-230-60/1	197-253	28.2	45	24.0	96	1.8	1/3	825	236	288
4HP16LT60P-1	208-230-60/1	197-253	35.1	60	26.0	118	2.8	1/3	ECM	244	313

Unit Dimensions (in.) and Sound Ratings

Model No.	Dimensions			Sound Rating dBA
	A	B	C	
4HP16LT24P-1	24-3/4	26-3/4	33-3/4	73
4HP16LT36P-1	29-3/8	31-1/4	37-3/4	75
4HP16LT48P-1	35-3/4	37-3/4	37-3/4	75
4HP16LT60P-1	35-3/4	37-3/4	43-3/4	74



Cooling Performance with Evaporator Coils

Outdoor Model	Indoor Model	Cooling				Heating				CFM	Refrigerant Connection				Refrigerant Line Size		Indoor Expansion Device		
		SEER	EER	AHRI Rated Capacity ¹ BTUH	Sensible Capacity BTUH	HSPF	47°		17°		Outdoor		Indoor		Suction	Liquid	Piston ²	TXV	
							Btuh	COP	Btuh		COP	Suction	Liquid	Suction					Liquid
4HP16LT24P-1	E*1P29+TDR+TXV	13.0	11.0	23,000	16,600	7.7	23,000	3.0	14,000	2.0	850	3/4	3/8	3/4	3/8	3/4	3/8	NA	H4TXV01
	E*1P36+TDR+TXV	13.0	11.0	23,000	16,600	7.7	23,000	3.0	14,000	2.0	850	3/4	3/8	3/4	3/8	3/4	3/8	NA	H4TXV01
4HP16LT36P-1	E*1P36+TDR+TXV	13.0	11.0	35,000	25,400	7.7	36,000	3.0	22,000	2.0	1,310	7/8	3/8	3/4	3/8	3/4	3/8	NA	H4TXV01
	E*1P43+TDR+TXV	13.0	11.0	35,000	25,400	7.7	36,000	3.0	22,000	2.0	1,310	7/8	3/8	3/4	3/8	3/4	3/8	NA	H4TXV01
4HP16LT48P-1	E(U,C,M,H)1P49C	13.0	11.0	47,000	33,500	7.7	45,000	3.0	28,000	2.0	1,600	7/8	3/8	7/8	3/8	7/8	3/8	NA	H4TXV02
	E(U,C,M,H)1P62C	13.0	11.0	47,000	33,500	7.7	45,000	3.0	28,000	2.0	1,600	7/8	3/8	7/8	3/8	7/8	3/8	NA	H4TXV02
4HP16LT60P-1	E(U,C,M,H)1P62C	13.0	11.0	59,000	43,000	7.7	59,000	3.3	35,000	2.0	1,920	7/8	3/8	7/8	3/8	1-1/8	3/8	NA	H4TXV02

Note:

¹ Certified in accordance with Unitary Air Conditioner Certification Program, which is based on AHRI Standard 210/240

² Required to achieve AHRI rating. If NA (Not Applicable) is in the piston column, then TXV is required.

³ A blower time delay relay is required to achieve AHRI rating. This feature is standard on all Allied Air Enterprises furnace and AH products.

Cooling Performance with Air Handlers and Furnaces 24, 36

Outdoor Model	Indoor Model		Cooling				Heating				CFM	Refrigerant Connection				Refrig. Line Size		Indoor Expansion Device		
			SEER	EER	ARI Rated Cap. ¹	Sensible Cap.	HSPF	47		17		Outdoor		Indoor		Suction	Liquid	Piston ²	TXV	
	Btuh	COP						Btuh	COP	Suction		Liquid	Suction	Liquid						
	Evaporator Coils or Air Handler ³	Furnace																		
4HP16LT 24P-2	BCS2M24V00NA1P		15.0	12.5	24,000	17,400	8.5	24,000	3.3	14,000	2.40	850	3/4	3/8	3/4	3/8	3/4	3/8	NA	H4TXV01
	E(U,C,M,H)1P36B	EFV08BC	15.0	12.5	24,000	17,400	8.5	24,000	3.3	14,000	2.40	850	3/4	3/8	3/4	3/8	3/4	3/8	NA	H4TXV01
	E(U,M,H)1P29B	EFV08BC	15.0	12.5	24,000	17,400	8.5	24,000	3.3	14,000	2.40	850	3/4	3/8	3/4	3/8	3/4	3/8	NA	H4TXV01
	E(U,C,M,H)1P29A	80G1DF045AE12	14.5	12.0	24,000	17,400	8.5	22,600	3.3	14,000	2.40	850	3/4	3/8	3/4	3/8	3/4	3/8	NA	H4TXV01
	E(U,C,M,H)1P36A	80G1DF045AE12	14.5	12.0	24,000	17,400	8.5	22,000	3.3	14,000	2.40	850	3/4	3/8	3/4	3/8	3/4	3/8	NA	H4TXV01
	E(U,C,M,H)1P29B	80G1DF070BE12	14.0	12.0	24,000	17,400	8.5	22,600	3.3	14,000	2.40	850	3/4	3/8	3/4	3/8	3/4	3/8	NA	H4TXV01
	E(U,C,M,H)1P36B	80G1DF070BE12	14.0	12.0	24,000	17,400	8.5	22,000	3.3	14,000	2.40	850	3/4	3/8	3/4	3/8	3/4	3/8	NA	H4TXV01
	E(U,C,M,H)1P29A	80G1UH045AE12	14.5	12.0	24,000	17,400	8.5	22,600	3.3	14,000	2.40	850	3/4	3/8	3/4	3/8	3/4	3/8	NA	H4TXV01
	E(U,C,M,H)1P36A	80G1UH045AE12	14.5	12.5	24,000	17,400	8.5	22,000	3.3	14,000	2.40	850	3/4	3/8	3/4	3/8	3/4	3/8	NA	H4TXV01
	E(U,C,M,H)1P29B	80G1UH070BE12	14.0	12.0	24,000	17,400	8.5	22,600	3.3	14,000	2.40	850	3/4	3/8	3/4	3/8	3/4	3/8	NA	H4TXV01
	E(U,C,M,H)1P36B	80G1UH070BE12	14.0	12.0	24,000	17,400	8.5	22,000	3.3	14,000	2.40	850	3/4	3/8	3/4	3/8	3/4	3/8	NA	H4TXV01
	E(U,C,M,H)1P36B	80G2UH090BV16*	14.5	12.5	24,000	17,400	8.5	22,000	3.3	14,000	2.40	850	3/4	3/8	3/4	3/8	3/4	3/8	NA	H4TXV01
	E(U,M,H)1P29B	80G2UH090BV16*	14.5	12.5	24,000	17,400	8.5	22,600	3.3	14,000	2.40	850	3/4	3/8	3/4	3/8	3/4	3/8	NA	H4TXV01
	E(U,C,M,H)1P29B	95G2DF045BV12	14.5	12.5	24,000	17,400	8.5	22,600	3.3	14,000	2.40	850	3/4	3/8	3/4	3/8	3/4	3/8	NA	H4TXV01
	E(U,C,M,H)1P36B	95G2DF045BV12	14.5	12.5	24,000	17,400	8.5	22,000	3.3	14,000	2.40	850	3/4	3/8	3/4	3/8	3/4	3/8	NA	H4TXV01
	E(U,C,M,H)1P29B	95G1UH070BE12	14.0	12.0	24,000	17,400	8.5	22,600	3.3	14,000	2.40	850	3/4	3/8	3/4	3/8	3/4	3/8	NA	H4TXV01
	E(U,C,M,H)1P36B	95G1UH070BE12	14.0	12.0	24,000	17,400	8.5	22,000	3.3	14,000	2.40	850	3/4	3/8	3/4	3/8	3/4	3/8	NA	H4TXV01
	E(U,C,M,H)1P29B	95G2UH045BV12	14.5	12.5	24,000	17,400	8.5	22,600	3.3	14,000	2.40	850	3/4	3/8	3/4	3/8	3/4	3/8	NA	H4TXV01
	E(U,C,M,H)1P36B	95G2UH045BV12	15.0	12.5	24,000	17,400	8.5	22,000	3.3	14,000	2.40	850	3/4	3/8	3/4	3/8	3/4	3/8	NA	H4TXV01
	E(U,C,M,H)1P29B	95G2UH070BV12	15.0	12.5	24,000	17,400	8.5	22,600	3.3	14,000	2.40	850	3/4	3/8	3/4	3/8	3/4	3/8	NA	H4TXV01
E(U,C,M,H)1P36B	95G2UH070BV12	15.0	12.5	24,000	17,400	8.5	22,000	3.3	14,000	2.40	850	3/4	3/8	3/4	3/8	3/4	3/8	NA	H4TXV01	
E(U,C,M,H)1P36C	95G2UH090CV12	15.0	12.5	24,000	17,400	8.5	22,000	3.3	14,000	2.40	850	3/4	3/8	3/4	3/8	3/4	3/8	NA	H4TXV01	
4HP16LT 36P-2	BCS2M36V00NA1P		15.0	12.5	35,000	25,400	8.5	36,000	3.3	22,000	2.40	1,310	7/8	3/8	7/8	3/8	7/8	3/8	NA	H4TXV01
	E(U,C,M,H)1P36B	EFV12BC	15.0	12.5	35,000	25,400	8.5	36,000	3.3	22,000	2.40	1,310	7/8	3/8	3/4	3/8	7/8	3/8	NA	H4TXV01
	E(U,C,M,H)1P43B	EFV12BC	15.0	12.5	35,000	25,400	8.5	36,000	3.3	22,000	2.40	1,310	7/8	3/8	7/8	3/8	7/8	3/8	NA	H4TXV01
	E(U,C,M,H)1P36B	80G1DF090BE16	15.0	12.5	35,000	25,400	8.5	35,000	3.3	22,000	2.40	1,310	7/8	3/8	3/4	3/8	7/8	3/8	NA	H4TXV01
	E(U,C,M,H)1P43B	80G1DF090BE16	15.0	12.5	35,000	25,400	8.5	35,000	3.3	22,000	2.40	1,310	7/8	3/8	7/8	3/8	7/8	3/8	NA	H4TXV01
	E(U,C,M,H)1P36B	80G1UH090BE16	15.0	12.5	35,000	25,400	8.5	35,000	3.3	22,000	2.40	1,310	7/8	3/8	3/4	3/8	7/8	3/8	NA	H4TXV01
	E(U,C,M,H)1P43B	80G1UH090BE16	15.0	12.5	35,000	25,400	8.5	35,000	3.3	22,000	2.40	1,310	7/8	3/8	7/8	3/8	7/8	3/8	NA	H4TXV01
	E(U,C,M,H)1P36B	80G2UH090BV16*	15.0	11.6	35,000	25,400	8.5	35,000	3.3	22,000	2.40	1,310	7/8	3/8	3/4	3/8	7/8	3/8	NA	H4TXV01
	E(U,C,M,H)1P36B	95G1DF070BE16	14.5	12.0	35,000	25,400	8.5	35,000	3.3	22,000	2.40	1,310	7/8	3/8	3/4	3/8	7/8	3/8	NA	H4TXV01
	E(U,C,M,H)1P43B	95G1DF070BE16	14.5	12.0	35,000	25,400	8.5	35,000	3.3	22,000	2.40	1,310	7/8	3/8	7/8	3/8	7/8	3/8	NA	H4TXV01
	E(U,C,M,H)1P36C	95G1DF090CE16	15.0	12.5	35,000	25,400	8.5	35,000	3.3	22,000	2.40	1,310	7/8	3/8	3/4	3/8	7/8	3/8	NA	H4TXV01
	E(U,C,M,H)1P43C	95G1DF090CE16	15.0	12.5	35,000	25,400	8.5	35,000	3.3	22,000	2.40	1,310	7/8	3/8	7/8	3/8	7/8	3/8	NA	H4TXV01
	E(U,C,M,H)1P36B	95G2DF045BV12	15.0	12.0	35,000	25,400	8.5	35,000	3.3	22,000	2.40	1,310	7/8	3/8	3/4	3/8	7/8	3/8	NA	H4TXV01
	E(U,C,M,H)1P43B	95G2DF045BV12	15.0	12.0	35,000	25,400	8.5	35,000	3.3	22,000	2.40	1,310	7/8	3/8	7/8	3/8	7/8	3/8	NA	H4TXV01

Note:

¹ Certified in accordance with Unitary Air Conditioner Certification Program, which is based on AHRI Standard 210/240

² Required to achieve AHRI rating. If NA (Not Applicable) is in the piston column, then TXV is required.

³ A blower time delay relay is required to achieve AHRI rating. This feature is standard on all Allied Air Enterprises furnace and AH products.

Cooling Performance with Air Handlers and Furnaces 36, 48

Outdoor Model	Indoor Model		Cooling				Heating				CFM	Refrigerant Connection				Refrig. Line Size		Indoor Expansion Device		
	Evaporator Coils or Air Handler ³	Furnace	SEER	EER	ARI Rated Cap. ¹	Sensible Cap.	HSPF	47		17		Outdoor		Indoor		Suction	Liquid	Piston ²	TXV	
								Btuh	COP	Btuh		COP	Suction	Liquid	Suction					Liquid
4HP16LT 36P-2	E(U,C,M,H)1P36B	95G2DF070BV16	15.0	12.0	35,000	25,400	8.5	35,000	3.3	22,000	2.40	1,310	7/8	3/8	3/4	3/8	7/8	3/8	NA	H4TXV01
	E(U,C,M,H)1P43B	95G2DF070BV16	15.0	12.0	35,000	25,400	8.5	35,000	3.3	22,000	2.40	1,310	7/8	3/8	7/8	3/8	7/8	3/8	NA	H4TXV01
	E(U,C,M,H)1P36C	95G2DF090CV20	15.0	12.5	35,000	25,400	8.5	35,000	3.3	22,000	2.40	1,310	7/8	3/8	3/4	3/8	7/8	3/8	NA	H4TXV01
	E(U,C,M,H)1P43C	95G2DF090CV20	15.5	12.5	35,000	25,400	8.5	35,000	3.3	22,000	2.40	1,310	7/8	3/8	7/8	3/8	7/8	3/8	NA	H4TXV01
	E(U,C,M,H)1P36C	95G2DF110CV20	15.0	12.5	35,000	25,400	8.5	35,000	3.3	22,000	2.40	1,310	7/8	3/8	3/4	3/8	7/8	3/8	NA	H4TXV01
	E(U,C,M,H)1P43C	95G2DF110CV20	15.5	12.5	35,000	25,400	8.5	35,000	3.3	22,000	2.40	1,310	7/8	3/8	7/8	3/8	7/8	3/8	NA	H4TXV01
	E(U,C,M,H)1P36C	95G1UH090CE16	15.0	12.5	35,000	25,400	8.5	35,000	3.3	22,000	2.40	1,310	7/8	3/8	3/4	3/8	7/8	3/8	NA	H4TXV01
	E(U,C,M,H)1P43C	95G1UH090CE16	15.0	12.5	35,000	25,400	8.5	35,000	3.3	22,000	2.40	1,310	7/8	3/8	7/8	3/8	7/8	3/8	NA	H4TXV01
	E(U,C,M,H)1P36B	95G2UH045BV12	15.0	12.5	35,000	25,400	8.5	35,000	3.3	22,000	2.40	1,310	7/8	3/8	3/4	3/8	7/8	3/8	NA	H4TXV01
	E(U,C,M,H)1P43B	95G2UH045BV12	15.0	12.0	35,000	25,400	8.5	35,000	3.3	22,000	2.40	1,310	7/8	3/8	7/8	3/8	7/8	3/8	NA	H4TXV01
	E(U,C,M,H)1P36B	95G2UH070BV12	15.0	12.0	35,000	25,400	8.5	35,000	3.3	22,000	2.40	1,310	7/8	3/8	3/4	3/8	7/8	3/8	NA	H4TXV01
	E(U,C,M,H)1P43B	95G2UH070BV12	15.0	12.0	35,000	25,400	8.5	35,000	3.3	22,000	2.40	1,310	7/8	3/8	7/8	3/8	7/8	3/8	NA	H4TXV01
	E(U,C,M,H)1P36C	95G2UH090CV12	15.0	12.5	35,000	25,400	8.5	35,000	3.3	22,000	2.40	1,310	7/8	3/8	3/4	3/8	7/8	3/8	NA	H4TXV01
	E(U,C,M,H)1P43C	95G2UH090CV12	15.5	12.5	35,000	25,400	8.5	35,000	3.3	22,000	2.40	1,310	7/8	3/8	7/8	3/8	7/8	3/8	NA	H4TXV01
	E(U,C,M,H)1P36C	95G2UH090CV20	15.0	12.5	35,000	25,400	8.5	35,000	3.3	22,000	2.40	1,310	7/8	3/8	3/4	3/8	7/8	3/8	NA	H4TXV01
E(U,C,M,H)1P43C	95G2UH090CV20	15.5	12.5	35,000	25,400	8.5	35,000	3.3	22,000	2.40	1,310	7/8	3/8	7/8	3/8	7/8	3/8	NA	H4TXV01	
4HP16LT 48P-2	BCS2M48V00NA1P		16.0	12.5	47,000	33,500	8.5	46,000	3.2	29,000	2.40	1,600	7/8	3/8	7/8	3/8	7/8	3/8	NA	H4TXV02
	E(U,C,H)1P49C	EFV16CC	14.5	11.5	46,500	33,100	8.0	46,000	3.0	29,000	2.00	1,600	7/8	3/8	7/8	3/8	7/8	3/8	NA	H4TXV02
	E(U,C,H)1P62C	EFV16CC	14.5	12.0	46,500	33,100	8.0	46,000	3.0	29,000	2.00	1,600	7/8	3/8	7/8	3/8	7/8	3/8	NA	H4TXV02
	E(U,C,H)1P49C	80G1DF110CE20	14.0	12.0	47,000	33,500	8.5	46,500	3.3	29,000	2.40	1,600	7/8	3/8	7/8	3/8	7/8	3/8	NA	H4TXV02
	E(U,C,H)1P62C	80G1DF110CE20	14.0	12.0	47,000	33,500	8.5	46,500	3.3	29,000	2.40	1,600	7/8	3/8	7/8	3/8	7/8	3/8	NA	H4TXV02
	E(U,C,H)1P49C	80G1UH090CE20	14.5	12.0	47,000	33,500	8.5	46,500	3.3	29,000	2.40	1,600	7/8	3/8	7/8	3/8	7/8	3/8	NA	H4TXV02
	E(U,C,H)1P62C	80G1UH090CE20	14.5	12.0	47,000	33,500	8.5	46,500	3.3	29,000	2.40	1,600	7/8	3/8	7/8	3/8	7/8	3/8	NA	H4TXV02
	E(U,C,H)1P49C	80G1UH110CE20	14.5	12.0	47,000	33,500	8.5	46,500	3.3	29,000	2.40	1,600	7/8	3/8	7/8	3/8	7/8	3/8	NA	H4TXV02
	E(U,C,H)1P62C	80G1UH110CE20	14.5	12.0	47,000	33,500	8.5	46,500	3.3	29,000	2.40	1,600	7/8	3/8	7/8	3/8	7/8	3/8	NA	H4TXV02
	E(U,C,H)1P49C	80G2UH110CV20*	15.0	12.0	47,000	33,500	8.5	46,500	3.3	29,000	2.40	1,600	7/8	3/8	7/8	3/8	7/8	3/8	NA	H4TXV02
	E(U,C,H)1P62C	80G2UH110CV20*	15.0	12.0	47,000	33,500	8.5	46,500	3.3	29,000	2.40	1,600	7/8	3/8	7/8	3/8	7/8	3/8	NA	H4TXV02
	E(U,C,H)1P49C	95G1DF110CE20	14.0	12.0	47,000	33,500	8.5	46,500	3.3	29,000	2.40	1,600	7/8	3/8	7/8	3/8	7/8	3/8	NA	H4TXV02
	E(U,C,H)1P62C	95G1DF110CE20	14.0	12.0	47,000	33,500	8.5	46,500	3.3	29,000	2.40	1,600	7/8	3/8	7/8	3/8	7/8	3/8	NA	H4TXV02
	E(U,C,H)1P49C	95G2DF090CV20	14.5	11.5	47,000	33,500	8.5	46,500	3.3	29,000	2.40	1,600	7/8	3/8	7/8	3/8	7/8	3/8	NA	H4TXV02
	E(U,C,H)1P62C	95G2DF090CV20	15.0	11.5	47,000	33,500	8.5	46,500	3.3	29,000	2.40	1,600	7/8	3/8	7/8	3/8	7/8	3/8	NA	H4TXV02

Note:

¹ Certified in accordance with Unitary Air Conditioner Certification Program, which is based on AHRI Standard 210/240² Required to achieve AHRI rating. If NA (Not Applicable) is in the piston column, then TXV is required.³ A blower time delay relay is required to achieve AHRI rating. This feature is standard on all Allied Air Enterprises furnace and AH products.

Cooling Performance with Air Handlers and Furnaces 48, 60

Outdoor Model	Indoor Model		Cooling				Heating				CFM	Refrigerant Connection				Refrig. Line Size		Indoor Expansion Device		
			Evaporator Coils or Air Handler ³	Furnace	SEER	EER	ARI Rated Cap. ¹	Sensible Cap.	HSPF	47		17		Outdoor		Indoor		Suction	Liquid	Piston ²
	Btuh	COP								Btuh		COP	Suction	Liquid	Suction	Liquid				
														Suction	Liquid	Piston ²	TXV			
4HP16LT 48P-2	E(U,C,H)1P49C	95G2DF110CV20	15.0	11.5	47,000	33,500	8.5	46,500	3.3	29,000	2.40	1,600	7/8	3/8	7/8	3/8	7/8	3/8	NA	H4TXV02
	E(U,C,H)1P62C	95G2DF110CV20	15.0	11.5	47,000	33,500	8.5	46,500	3.3	29,000	2.40	1,600	7/8	3/8	7/8	3/8	7/8	3/8	NA	H4TXV02
	E(U,C,H)1P49C	95G1UH110CE20	14.0	12.0	47,000	33,500	8.5	46,500	3.3	29,000	2.40	1,600	7/8	3/8	7/8	3/8	7/8	3/8	NA	H4TXV02
	E(U,C,H)1P62C	95G1UH110CE20	14.0	12.0	47,000	33,500	8.5	46,500	3.3	29,000	2.40	1,600	7/8	3/8	7/8	3/8	7/8	3/8	NA	H4TXV02
	E(U,C,H)1P49C	95G2UH090CV20	15.0	11.5	47,000	33,500	8.5	46,500	3.3	29,000	2.40	1,600	7/8	3/8	7/8	3/8	7/8	3/8	NA	H4TXV02
	E(U,C,H)1P62C	95G2UH090CV20	15.0	11.5	47,000	33,500	8.5	46,500	3.3	29,000	2.40	1,600	7/8	3/8	7/8	3/8	7/8	3/8	NA	H4TXV02
	E(U,C,H)1P49C	95G2UH110CV20	15.0	11.5	47,000	33,500	8.5	46,500	3.3	29,000	2.40	1,600	7/8	3/8	7/8	3/8	7/8	3/8	NA	H4TXV02
	E(U,C,H)1P62C	95G2UH110CV20	15.0	11.5	47,000	33,500	8.5	46,500	3.3	29,000	2.40	1,600	7/8	3/8	7/8	3/8	7/8	3/8	NA	H4TXV02
4HP16LT 60P-2	BCS2M60V00NA1P		15.0	12.5	59,000	43,000	8.5	59,000	3.3	35,000	2.40	1,920	7/8	3/8	7/8	3/8	1 1/8	3/8	NA	H4TXV03
	E(U,C,H)1P62D	EFV20DC	14.5	11.5	59,000	43,000	8.0	59,000	3.3	35,000	2.40	1,920	7/8	3/8	7/8	3/8	1 1/8	3/8	NA	H4TXV03
	E(U,C,H)1P62C	80G1UH090CE20	14.5	11.0	59,000	43,000	8.5	59,000	3.3	35,000	2.40	1,920	7/8	3/8	7/8	3/8	1 1/8	3/8	NA	H4TXV03
	E(U,C,H)1P62C	80G1UH110CE20	14.5	11.0	59,000	43,000	8.5	59,000	3.3	35,000	2.40	1,920	7/8	3/8	7/8	3/8	1 1/8	3/8	NA	H4TXV03
	E(U,C,H)1P62C	80G2UH110CV20*	14.5	11.4	59,000	43,000	8.5	59,000	3.3	35,000	2.40	1,920	7/8	3/8	7/8	3/8	1 1/8	3/8	NA	H4TXV03
	E(U,C,H)1P62D	80G2UH135DV20*	14.7	11.4	59,000	43,000	8.5	59,000	3.3	35,000	2.40	1,920	7/8	3/8	7/8	3/8	1 1/8	3/8	NA	H4TXV03
	E(U,C,H)1P62C	95G1DF110CE20	14.0	11.0	59,000	43,000	8.5	59,000	3.3	35,000	2.40	1,920	7/8	3/8	7/8	3/8	1 1/8	3/8	NA	H4TXV03
	E(U,C,H)1P62C	95G2DF090CV20	14.5	11.4	59,000	43,000	8.5	59,000	3.3	35,000	2.40	1,920	7/8	3/8	7/8	3/8	1 1/8	3/8	NA	H4TXV03
	E(U,C,H)1P62C	95G2DF110CV20	15.0	11.4	59,000	43,000	8.5	59,000	3.3	35,000	2.40	1,920	7/8	3/8	7/8	3/8	1 1/8	3/8	NA	H4TXV03
	E(U,C,H)1P62C	95G1UH110CE20	14.0	11.0	59,000	43,000	8.5	59,000	3.3	35,000	2.40	1,920	7/8	3/8	7/8	3/8	1 1/8	3/8	NA	H4TXV03
	E(U,C,H)1P62D	95G1UH135DE20	14.0	11.0	59,000	43,000	8.5	59,000	3.3	35,000	2.40	1,920	7/8	3/8	7/8	3/8	1 1/8	3/8	NA	H4TXV03
	E(U,C,H)1P62C	95G2UH090CV20	15.0	11.4	59,000	43,000	8.5	59,000	3.3	35,000	2.40	1,920	7/8	3/8	7/8	3/8	1 1/8	3/8	NA	H4TXV03
	E(U,C,H)1P62C	95G2UH110CV20	15.0	11.4	59,000	43,000	8.5	59,000	3.3	35,000	2.40	1,920	7/8	3/8	7/8	3/8	1 1/8	3/8	NA	H4TXV03
	E(U,C,H)1P62D	95G2UH135DV20	15.0	11.4	59,000	43,000	8.5	59,000	3.3	35,000	2.40	1,920	7/8	3/8	7/8	3/8	1 1/8	3/8	NA	H4TXV03

Note:

¹ Certified in accordance with Unitary Air Conditioner Certification Program, which is based on AHRI Standard 210/240

² Required to achieve AHRI rating. If NA (Not Applicable) is in the piston column, then TXV is required.

³ A blower time delay relay is required to achieve AHRI rating. This feature is standard on all Allied Air Enterprises furnace and AH products.

Cooling Performance Extended Ratings

Outdoor Model	Indoor Model	Indoor Temp DB/WB °F	Outdoor Temp - DB°F														
			65°			82°			95°			105°			115°		
	Btuh		S/T	kW	Btuh	S/T	kW	Btuh	S/T	kW	Btuh	S/T	kW	Btuh	S/T	kW	
4HP16LT 24P-1	BCS2M24V+TXV	85/75	32,300	0.59	1.54	29,523	0.61	1.80	27,400	0.63	1.99	24,800	0.69	2.25	22,200	0.74	2.51
		80/67	29,400	0.65	1.51	26,793	0.70	1.78	24,800	0.73	1.99	22,950	0.74	2.20	21,100	0.75	2.41
		75/63	26,700	0.69	1.48	24,490	0.71	1.74	22,800	0.73	1.93	21,550	0.76	2.16	20,300	0.78	2.38
		75/57	23,100	0.73	1.45	21,400	0.74	1.71	20,100	0.74	1.90	19,250	0.77	2.00	18,400	0.79	2.10
4HP16LT 36P-1	BCS2M36V+TXV	85/75	45,000	0.60	2.40	42,223	0.66	2.73	40,100	0.71	2.99	31,750	0.80	3.30	23,400	0.89	3.60
		80/67	42,100	0.61	2.38	39,550	0.68	2.70	37,600	0.73	2.94	30,050	0.82	2.77	22,500	0.91	2.60
		75/63	39,300	0.63	2.35	37,033	0.69	2.20	35,300	0.73	2.08	28,550	0.82	2.33	21,800	0.91	2.58
		75/57	37,200	0.66	2.31	35,613	0.72	2.12	34,400	0.76	1.98	27,250	0.83	2.04	20,100	0.90	2.10
4HP16LT 48P-1	BCS2M48V+TXV	85/75	52,300	0.62	2.96	51,053	0.64	3.49	50,100	0.66	3.89	47,600	0.74	4.27	45,100	0.82	4.65
		80/67	50,600	0.68	2.12	49,127	0.70	3.11	48,000	0.72	3.87	45,300	0.77	4.26	42,600	0.81	4.65
		75/63	48,300	0.72	2.87	44,730	0.74	3.35	42,000	0.75	3.72	39,500	0.77	4.18	37,000	0.79	4.64
		75/57	46,400	0.73	2.86	43,510	0.75	3.34	41,300	0.76	3.71	38,500	0.77	4.11	35,700	0.78	4.51
4HP16LT 60P-1	BCS2M60V+TXV	85/75	74,900	0.62	3.72	69,290	0.65	4.49	65,000	0.68	5.07	61,400	0.68	5.71	57,800	0.68	6.34
		80/67	69,700	0.69	3.65	64,770	0.71	4.46	61,000	0.73	5.08	55,800	0.77	5.70	50,600	0.81	6.32
		75/63	65,100	0.73	3.63	60,170	0.75	4.37	56,400	0.76	4.93	52,050	0.80	5.57	47,700	0.83	6.20
		75/57	61,400	0.75	3.58	57,207	0.76	4.28	54,000	0.77	4.81	49,550	0.81	5.48	45,100	0.85	6.14

Heating Performance Extended Ratings

Outdoor Model	Indoor Model	Indoor Temp	Outdoor Temp - DB/WB °F									
			0/0		17/15		35/33		47/43		62/56	
	Piston or Field Installed TXV		Btuh	kW	Btuh	kW	Btuh	kW	Btuh	kW	Btuh	kW
4HP16LT24P-2	E(U,C,M,H)1P36B/EFV08B BCS2M24V+TXV	70	12,361	1.64	15,100	1.83	18,000	2.03	24,500	2.17	29,200	2.34
4HP16LT36P-2	E(U,C,M,H)1P43B/EFV12B BCS2M36V+TXV	70	15,811	2.04	22,800	2.49	30,200	2.97	40,600	3.55	49,500	4.08
4HP16LT48P-2	E(U,C,M,H)1P62C/EFV16C BCS2M48V+TXV	70	28,561	3.32	31,300	3.49	34,200	3.67	46,900	3.59	54,700	3.64
4HP16LT60P-2	E(U,C,M,H)1P62D/EFV20D BCS2M60V+TXV	70	36,783	4.04	39,900	4.17	43,200	4.31	60,300	4.73	70,500	5.01

Accessories

Description	Where Used	Kit Catalog No.
Hard Start Kit	24 & 36	10J42
	48 & 60	81J69
Compressor Low Ambient Kit	All Models	45F08
Freezestat	All Models	93G35
Outdoor Thermostat	All Models	ASTAT503
Fossil Fuel Kit	All Models	AFOSL500
Low Pressure Switch	Factory installed; see spare parts list	
High Pressure Switch	Factory installed; see spare parts list	
Sound Blanket	Factory installed; see spare parts list	
Crankcase Heater	Factory installed; see spare parts list	
Relay Kit - Constant Torque	All Constant Torque Furnaces	85W66

All specifications and illustrations subject to change without notice and without incurring obligations.

Ducane™
AIR CONDITIONING
AND HEATING

www.ducanehvac.com
1-800-448-5872



Proper sizing and installation of equipment is critical to achieve optimal performance. Split system air conditioners and heat pumps must be matched with appropriate coil components to meet ENERGY STAR criteria. Ask your contractor for details or visit www.energystar.gov

