

4AC18LT Features and Benefits

COMPRESSOR

- High-efficiency 2 stage Copeland UltraTech™ scroll compressor
- R410a refrigerant
- Grommet-mounted compressor for quiet operation
- Internally protected against high temperature motor overload conditions
- Heavy-duty compressor sound blanket for quiet operation

CABINET


- Full metal louvered panels remove for easy coil cleaning and service
- Controls located in corner post for easy installation and service
- Rounded corners for safety and attractive, clean appearance
- Baked polyester paint finish over galvanized steel for maximum durability
- PVC coated wire fan discharge grill
- External gauge ports for easy service

COILS

- Enhanced aluminum fins and copper tubing for higher efficiency and capacity
- Raised coil prevents debris from collecting in bottom of coil and causing loss of airflow

DESIGN

- Designed for ambients up to 125°F



COMPONENTS

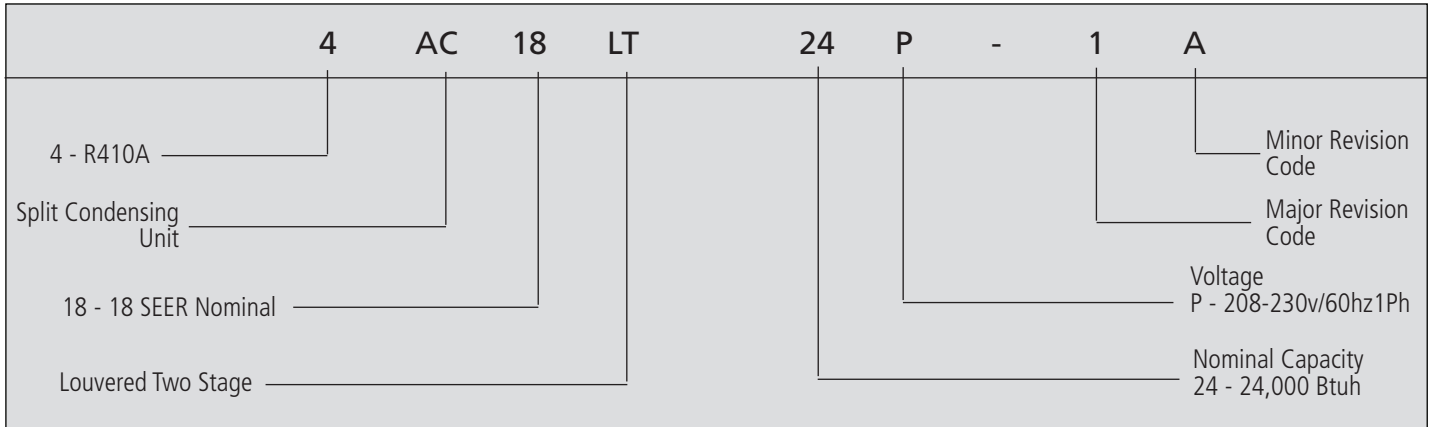
- Service valves positioned for quick installation and easy service
- Variable speed condenser fan motor with swept-wing fan blade
- High and low pressure switches factory installed
- Comfort Alert 2™ diagnostics is factory installed
- Trade available components
- Factory installed crank case heater

WARRANTY

- 10 year limited warranty on compressor, 10 year limited warranty on all parts, extended warranty available*

*Warranty provides for a total of 10 years of limited warranty coverage (Standard 5-year limited parts warranty plus an additional 5-year limited extended parts warranty). Warranty must be registered online within 60 days of installation to qualify for 10-year coverage. Unregistered equipment defaults to 5-year coverage. Lifetime limited heat exchanger warranty applies to registered equipment only (Standard 20 years with no online registration). See full warranty at www.alliedair.com for terms, conditions and exclusions.

Model Number Guide

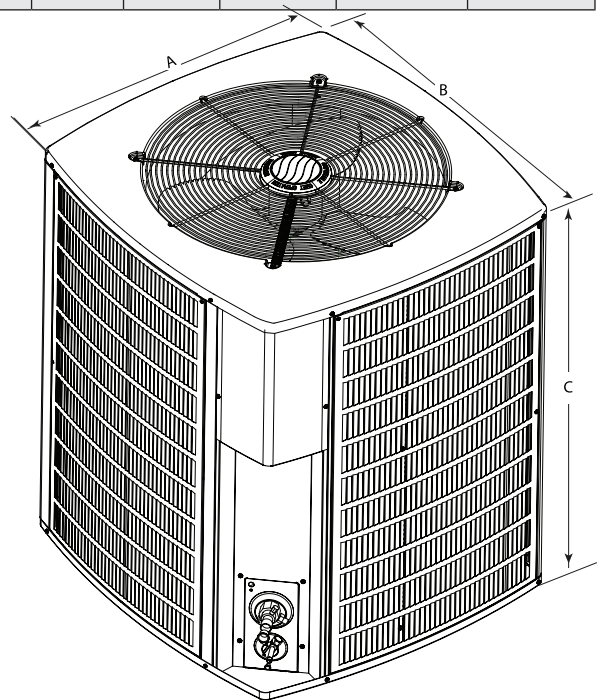


Electrical and Physical Data

Model	Voltage/Hz/Phase	Voltage Range	Min. Circuit Amp.	Max. Over current Device (amps)	Compressor		Fan Motor			Refrig. Charge (oz.)	Weight (lbs.)
					Rated Load (amps)	Locked Rotor (amps)	Rated Load (amps)	Rated HP	Nom. RPM		
4AC18LT24P	230/60/1	216 - 253	15.6	25	10.2	52.0	.7	1/3	825	302	297
4AC18LT36P	230/60/1	216 - 253	23.7	40	16.6	82.0	.6	1/3	825	240	297
4AC18LT48P	230/60/1	216 - 253	29.3	50	21.1	96.0	.8	1/3	825	252	297
4AC18LT60P	230/60/1	216 - 253	34.4	60	25.6	118.0	.8	1/3	825	244	321

Dimensions (in.) and Sound Ratings

Model No.	A	B	C	Sound Rating dBA
4AC18LT24P	37.66	35.66	44	72
4AC18LT36P	37.66	35.66	44	75
4AC18LT48P	37.66	35.66	44	77
4AC18LT60P	37.66	35.66	44	77



Cooling Performance with Air Handlers and Furnaces 24

Outdoor Model	Indoor Model		SEER	EER	AHRI Rated Capacity ¹ BTUH	Sensible Rated Capacity	CFM	Refrigerant Connection				Refrigerant Line Size		Indoor Expansion Device	
	Evaporator Coil or Air Handler ³	Vairable Speed Furnace						Outdoor		Indoor		Suction	Liquid	Piston ²	TXV
								Suction	Liquid	Suction	Liquid				
4AC18LT24P	BCS2M36V00NA1P		18.0	13.0	24,000	18,500	900	7/8	3/8	7/8	3/8	7/8	3/8	NA	A4TXV01
	E(U,C,M)1P30B	EFV08BC	17.8	13.0	24,000	18,500	900	7/8	3/8	3/4	3/8	7/8	3/8	NA	A4TXV01
	E(U,C,M,H)1P43B	EFV08BC	18.0	13.0	24,000	18,500	900	7/8	3/8	7/8	3/8	7/8	3/8	NA	A4TXV01
	E(U,C,M)1P30A	80G1DF045AE12	17.0	13.0	24,000	18,500	900	7/8	3/8	3/4	3/8	7/8	3/8	NA	A4TXV01
	E(U,C,M)1P30B	80G1DF070BE12	16.5	13.0	24,000	18,500	900	7/8	3/8	3/4	3/8	7/8	3/8	NA	A4TXV01
	E(U,C,M,H)1P43B	80G1DF070BE12	16.5	13.0	24,000	18,500	900	7/8	3/8	7/8	3/8	7/8	3/8	NA	A4TXV01
	E(U,C,M)1P30A	80G1UH045AE12	17.0	13.0	24,000	18,500	900	7/8	3/8	3/4	3/8	7/8	3/8	NA	A4TXV01
	E(U,C,M)1P30B	80G1UH070BE12	16.5	13.0	24,000	18,500	900	7/8	3/8	3/4	3/8	7/8	3/8	NA	A4TXV01
	E(U,C,M,H)1P43B	80G1UH070BE12	16.5	13.0	24,000	18,500	900	7/8	3/8	7/8	3/8	7/8	3/8	NA	A4TXV01
	E(U,C,M)1P30A	80G2UH070AV12	17.5	13.0	24,000	18,500	900	7/8	3/8	3/4	3/8	7/8	3/8	NA	A4TXV01
	E(U,C,M)1P30B	80G2UH090BV16	18.0	13.0	24,000	18,500	900	7/8	3/8	3/4	3/8	7/8	3/8	NA	A4TXV01
	E(U,C,M,H)1P43B	80G2UH090BV16	18.0	13.0	24,000	18,500	900	7/8	3/8	7/8	3/8	7/8	3/8	NA	A4TXV01
	E(U,C,M)1P30B	95G1DF045BE12	17.0	13.0	24,000	18,500	800	7/8	3/8	3/4	3/8	7/8	3/8	NA	A4TXV01
	E(U,C,M,H)1P43B	95G1DF045BE12	17.0	13.0	24,000	18,500	800	7/8	3/8	7/8	3/8	7/8	3/8	NA	A4TXV01
	E(U,C,M)1P30B	95G1UH045BE12	17.0	13.0	24,000	18,500	830	7/8	3/8	3/4	3/8	7/8	3/8	NA	A4TXV01
	E(U,C,M,H)1P43B	95G1UH045BE12	17.0	13.0	24,000	18,500	830	7/8	3/8	7/8	3/8	7/8	3/8	NA	A4TXV01
	E(U,C,M)1P30B	95G1UH070BE12	17.0	13.0	24,000	18,500	800	7/8	3/8	3/4	3/8	7/8	3/8	NA	A4TXV01
	E(U,C,M,H)1P43B	95G1UH070BE12	17.0	13.0	24,000	18,500	800	7/8	3/8	7/8	3/8	7/8	3/8	NA	A4TXV01
	E(U,C,M)1P30B	95G2DF045BV12	18.0	13.0	24,000	18,500	900	7/8	3/8	3/4	3/8	7/8	3/8	NA	A4TXV01
	E(U,C,M,H)1P43B	95G2DF045BV12	18.0	13.0	24,000	18,500	900	7/8	3/8	7/8	3/8	7/8	3/8	NA	A4TXV01
	E(U,C,M)1P30B	95G2UH045BV12	18.0	13.0	24,000	18,500	900	7/8	3/8	3/4	3/8	7/8	3/8	NA	A4TXV01
	E(U,C,M,H)1P43B	95G2UH045BV12	18.0	13.0	24,000	18,500	900	7/8	3/8	7/8	3/8	7/8	3/8	NA	A4TXV01
	E(U,C,M)1P30B	95G2UH070BV12	18.0	13.0	24,000	18,500	900	7/8	3/8	3/4	3/8	7/8	3/8	NA	A4TXV01
	E(U,C,M,H)1P43B	95G2UH070BV12	18.0	13.0	24,000	18,500	900	7/8	3/8	7/8	3/8	7/8	3/8	NA	A4TXV01
E(U,C,M)1P30C	95G2UH090CV12	18.0	13.0	24,000	18,500	900	7/8	3/8	3/4	3/8	7/8	3/8	NA	A4TXV01	
E(U,C,M,H)1P43C	95G2UH090CV12	18.0	13.0	24,000	18,500	900	7/8	3/8	7/8	3/8	7/8	3/8	NA	A4TXV01	

¹Certified in accordance with Unitary Air Conditioner Certification Program, which is based on AHRI Standard 210/240.

²Required to achieve AHRI rating.

³A blower time delay is required to achieve AHRI rating. This feature is standard on all Allied Air Enterprises furnace and air handler products.

Cooling Performance with Air Handlers and Furnaces 36

Outdoor Model	Indoor Model		SEER	EER	AHRI Rated Capacity ¹ BTUH	Sensible Rated Capacity	CFM	Refrigerant Connection				Refrigerant Line Size		Indoor Expansion Device	
	Evaporator Coil or Air Handler ³	Vairable Speed Furnace						Outdoor		Indoor		Suction	Liquid	Piston ²	TXV
								Suction	Liquid	Suction	Liquid				
4AC18LT36P	BCS2M48V00NA1P		17.8	13.0	36,000	27,000	1200	7/8	3/8	7/8	3/8	7/8	3/8	NA	A4TXV01
	E(U,C,M)1P30B	EFV12BC	17.5	11.9	34,000	25,500	1200	7/8	3/8	3/4	3/8	7/8	3/8	NA	A4TXV01
	E(U,C,M,H)1P36B	EFV12BC	17.8	12.4	35,600	26,700	1200	7/8	3/8	3/4	3/8	7/8	3/8	NA	A4TXV01
	E(U,C,M,H)1P43B	EFV12BC	17.8	12.4	35,600	26,700	1200	7/8	3/8	7/8	3/8	7/8	3/8	NA	A4TXV01
	E(U,C,H)1P62C	EFV16CC	18.0	13.0	36,000	27,000	1200	7/8	3/8	7/8	3/8	7/8	3/8	NA	A4TXV01
	E(U,C,M)1P30A	80G1DF045AE12	16.0	12.0	35,000	26,000	1200	7/8	3/8	3/4	3/8	7/8	3/8	NA	A4TXV01
	E(U,C,M,H)1P36A	80G1DF045AE12	17.0	12.0	36,000	27,000	1200	7/8	3/8	3/4	3/8	7/8	3/8	NA	A4TXV01
	E(U,C,M)1P30B	80G1DF070BE12	17.0	12.0	35,000	26,000	1200	7/8	3/8	3/4	3/8	7/8	3/8	NA	A4TXV01
	E(U,C,M,H)1P36B	80G1DF070BE12	17.0	12.0	36,000	27,000	1200	7/8	3/8	3/4	3/8	7/8	3/8	NA	A4TXV01
	E(U,C,M,H)1P43B	80G1DF070BE12	17.0	12.0	36,000	27,000	1200	7/8	3/8	7/8	3/8	7/8	3/8	NA	A4TXV01
	E(U,C,M)1P30B	80G1DF090BE16	16.0	12.0	35,000	26,000	1200	7/8	3/8	3/4	3/8	7/8	3/8	NA	A4TXV01
	E(U,C,M,H)1P36B	80G1DF090BE16	16.0	12.0	36,000	27,000	1200	7/8	3/8	3/4	3/8	7/8	3/8	NA	A4TXV01
	E(U,C,M,H)1P43B	80G1DF090BE16	16.0	12.5	36,000	27,000	1200	7/8	3/8	7/8	3/8	7/8	3/8	NA	A4TXV01
	E(U,C,M)1P30A	80G1UH045AE12	17.0	12.0	35,000	26,000	1200	7/8	3/8	3/4	3/8	7/8	3/8	NA	A4TXV01
	E(U,C,M,H)1P36A	80G1UH045AE12	17.0	12.0	36,000	27,000	1200	7/8	3/8	3/4	3/8	7/8	3/8	NA	A4TXV01
	E(U,C,M)1P30B	80G1UH070BE12	16.0	12.0	35,000	26,000	1200	7/8	3/8	3/4	3/8	7/8	3/8	NA	A4TXV01
	E(U,C,M,H)1P36B	80G1UH070BE12	16.0	12.0	36,000	27,000	1200	7/8	3/8	3/4	3/8	7/8	3/8	NA	A4TXV01
	E(U,C,M,H)1P43B	80G1UH070BE12	16.0	12.0	36,000	27,000	1200	7/8	3/8	7/8	3/8	7/8	3/8	NA	A4TXV01
	E(U,C,M)1P30B	80G1UH090BE16	16.0	12.0	35,000	26,000	1200	7/8	3/8	3/4	3/8	7/8	3/8	NA	A4TXV01
	E(U,C,M,H)1P36B	80G1UH090BE16	16.0	12.0	36,000	27,000	1200	7/8	3/8	3/4	3/8	7/8	3/8	NA	A4TXV01
	E(U,C,M,H)1P43B	80G1UH090BE16	16.0	12.5	36,000	27,000	1200	7/8	3/8	7/8	3/8	7/8	3/8	NA	A4TXV01
	E(U,C,M,H)1P36A	80G2UH070AV12	16.5	12.0	36,000	27,000	1200	7/8	3/8	3/4	3/8	7/8	3/8	NA	A4TXV01
	E(U,C,M,H)1P36B	80G2UH090BV16	16.5	12.0	36,000	27,000	1200	7/8	3/8	3/4	3/8	7/8	3/8	NA	A4TXV01
	E(U,C,M,H)1P43B	80G2UH090BV16	17.0	12.5	36,000	27,000	1200	7/8	3/8	7/8	3/8	7/8	3/8	NA	A4TXV01
	E(U,C,M)1P30B	95G1DF045BE12	15.5	11.5	35,000	26,000	1200	7/8	3/8	3/4	3/8	7/8	3/8	NA	A4TXV01
	E(U,C,M,H)1P36B	95G1DF045BE12	16.0	12.0	36,000	27,000	1200	7/8	3/8	3/4	3/8	7/8	3/8	NA	A4TXV01
E(U,C,M,H)1P43B	95G1DF045BE12	16.0	12.0	36,000	27,000	1200	7/8	3/8	7/8	3/8	7/8	3/8	NA	A4TXV01	
E(U,C,M)1P30B	95G1DF070BE16	17.0	12.0	35,000	26,000	1200	7/8	3/8	3/4	3/8	7/8	3/8	NA	A4TXV01	

¹Certified in accordance with Unitary Air Conditioner Certification Program, which is based on AHRI Standard 210/240.

²Required to achieve AHRI rating.

³A blower time delay is required to achieve AHRI rating. This feature is standard on all Allied Air Enterprises furnace and air handler products.

Cooling Performance with Air Handlers and Furnaces 36

Outdoor Model	Indoor Model		SEER	EER	AHRI Rated Capacity ¹ BTUH	Sensible Rated Capacity	CFM	Refrigerant Connection				Refrigerant Line Size		Indoor Expansion Device	
	Evaporator Coil or Air Handler ³	Vairable Speed Furnace						Outdoor		Indoor		Suction	Liquid	Piston ²	TXV
								Suction	Liquid	Suction	Liquid				
4AC18LT36P	E(U,C,M,H)1P36B	95G1DF070BE16	17.0	12.5	36,000	27,000	1200	7/8	3/8	3/4	3/8	7/8	3/8	NA	A4TXV01
	E(U,C,M,H)1P43B	95G1DF070BE16	17.0	12.5	36,000	27,000	1200	7/8	3/8	7/8	3/8	7/8	3/8	NA	A4TXV01
	E(U,C,H)1P62C	95G1DF090CE16	17.0	13.0	36,000	27,000	1200	7/8	3/8	7/8	3/8	7/8	3/8	NA	A4TXV01
	E(U,C,M)1P30C	95G1DF090CE16	16.0	12.0	35,000	26,000	1200	7/8	3/8	3/4	3/8	7/8	3/8	NA	A4TXV01
	E(U,C,M,H)1P36C	95G1DF090CE16	17.0	12.5	36,000	27,000	1200	7/8	3/8	3/4	3/8	7/8	3/8	NA	A4TXV01
	E(U,C,M,H)1P43C	95G1DF090CE16	16.0	12.5	36,000	27,000	1200	7/8	3/8	7/8	3/8	7/8	3/8	NA	A4TXV01
	E(U,C,M)1P30B	95G1UH045BE12	15.5	11.5	35,000	26,000	1200	7/8	3/8	3/4	3/8	7/8	3/8	NA	A4TXV01
	E(U,C,M,H)1P36B	95G1UH045BE12	16.0	12.0	36,000	27,000	1200	7/8	3/8	3/4	3/8	7/8	3/8	NA	A4TXV01
	E(U,C,M,H)1P43B	95G1UH045BE12	16.0	12.0	36,000	27,000	1200	7/8	3/8	7/8	3/8	7/8	3/8	NA	A4TXV01
	E(U,C,M)1P30B	95G1UH070BE12	17.0	11.5	35,000	26,000	1200	7/8	3/8	3/4	3/8	7/8	3/8	NA	A4TXV01
	E(U,C,M,H)1P36B	95G1UH070BE12	17.0	12.0	36,000	27,000	1200	7/8	3/8	3/4	3/8	7/8	3/8	NA	A4TXV01
	E(U,C,M,H)1P43B	95G1UH070BE12	17.0	12.0	36,000	27,000	1200	7/8	3/8	7/8	3/8	7/8	3/8	NA	A4TXV01
	E(U,C,H)1P62C	95G1UH090CE16	17.0	13.0	36,000	27,000	1200	7/8	3/8	7/8	3/8	7/8	3/8	NA	A4TXV01
	E(U,C,M)1P30C	95G1UH090CE16	16.0	12.0	35,000	26,000	1200	7/8	3/8	3/4	3/8	7/8	3/8	NA	A4TXV01
	E(U,C,M,H)1P36C	95G1UH090CE16	17.0	12.5	36,000	27,000	1200	7/8	3/8	3/4	3/8	7/8	3/8	NA	A4TXV01
	E(U,C,M,H)1P43C	95G1UH090CE16	16.0	12.5	36,000	27,000	1200	7/8	3/8	7/8	3/8	7/8	3/8	NA	A4TXV01
	E(U,C,M)1P30B	95G2DF045BV12	17.0	12.0	35,000	26,000	1200	7/8	3/8	3/4	3/8	7/8	3/8	NA	A4TXV01
	E(U,C,M,H)1P36B	95G2DF045BV12	17.5	12.5	36,000	27,000	1200	7/8	3/8	3/4	3/8	7/8	3/8	NA	A4TXV01
	E(U,C,M,H)1P43B	95G2DF045BV12	17.5	12.5	36,000	27,000	1200	7/8	3/8	7/8	3/8	7/8	3/8	NA	A4TXV01
	E(U,C,M)1P30B	95G2DF070BV16	17.0	11.5	35,000	26,000	1200	7/8	3/8	3/4	3/8	7/8	3/8	NA	A4TXV01
	E(U,C,M,H)1P36B	95G2DF070BV16	17.0	12.0	36,000	27,000	1200	7/8	3/8	3/4	3/8	7/8	3/8	NA	A4TXV01
	E(U,C,M,H)1P43B	95G2DF070BV16	17.5	12.5	36,000	27,000	1200	7/8	3/8	7/8	3/8	7/8	3/8	NA	A4TXV01
	E(U,C,H)1P62C	95G2DF090CV20	18.0	13.0	36,000	27,000	1200	7/8	3/8	7/8	3/8	7/8	3/8	NA	A4TXV01
	E(U,C,M)1P30C	95G2DF090CV20	17.0	12.0	35,000	26,000	1200	7/8	3/8	3/4	3/8	7/8	3/8	NA	A4TXV01
	E(U,C,M,H)1P36C	95G2DF090CV20	17.5	12.5	36,000	27,000	1200	7/8	3/8	3/4	3/8	7/8	3/8	NA	A4TXV01
	E(U,C,M,H)1P43C	95G2DF090CV20	17.5	12.5	36,000	27,000	1200	7/8	3/8	7/8	3/8	7/8	3/8	NA	A4TXV01
	E(U,C,H)1P62C	95G2DF110CV20	18.0	13.0	36,000	27,000	1200	7/8	3/8	7/8	3/8	7/8	3/8	NA	A4TXV01
	E(U,C,M)1P30C	95G2DF110CV20	17.0	12.0	35,000	26,000	1200	7/8	3/8	3/4	3/8	7/8	3/8	NA	A4TXV01

¹Certified in accordance with Unitary Air Conditioner Certification Program, which is based on AHRI Standard 210/240.

²Required to achieve AHRI rating.

³A blower time delay is required to achieve AHRI rating. This feature is standard on all Allied Air Enterprises furnace and air handler products.

Cooling Performance with Air Handlers and Furnaces 36

Outdoor Model	Indoor Model		SEER	EER	AHRI Rated Capacity ¹ BTUH	Sensible Rated Capacity	CFM	Refrigerant Connection				Refrigerant Line Size		Indoor Expansion Device	
	Evaporator Coil or Air Handler ³	Variable Speed Furnace						Outdoor		Indoor		Suction	Liquid	Piston ²	TXV
								Suction	Liquid	Suction	Liquid				
4AC18LT36P	E(U,C,M,H)1P36C	95G2DF110CV20	17.5	12.5	36,000	27,000	1200	7/8	3/8	3/4	3/8	7/8	3/8	NA	A4TXV01
	E(U,C,M,H)1P43C	95G2DF110CV20	17.5	12.5	36,000	27,000	1200	7/8	3/8	7/8	3/8	7/8	3/8	NA	A4TXV01
	E(U,C,M)1P30B	95G2UH045BV12	17.0	12.0	35,000	26,000	1200	7/8	3/8	3/4	3/8	7/8	3/8	NA	A4TXV01
	E(U,C,M,H)1P36B	95G2UH045BV12	17.5	12.5	36,000	27,000	1200	7/8	3/8	3/4	3/8	7/8	3/8	NA	A4TXV01
	E(U,C,M,H)1P43B	95G2UH045BV12	17.5	12.5	36,000	27,000	1200	7/8	3/8	7/8	3/8	7/8	3/8	NA	A4TXV01
	E(U,C,M)1P30B	95G2UH070BV12	17.0	12.0	35,000	26,000	1200	7/8	3/8	3/4	3/8	7/8	3/8	NA	A4TXV01
	E(U,C,M,H)1P36B	95G2UH070BV12	17.5	12.5	36,000	27,000	1200	7/8	3/8	3/4	3/8	7/8	3/8	NA	A4TXV01
	E(U,C,M,H)1P43B	95G2UH070BV12	17.5	12.5	36,000	27,000	1200	7/8	3/8	7/8	3/8	7/8	3/8	NA	A4TXV01
	E(U,C,H)1P62C	95G2UH090CV12	18.0	13.0	36,000	27,000	1200	7/8	3/8	7/8	3/8	7/8	3/8	NA	A4TXV01
	E(U,C,M)1P30C	95G2UH090CV12	17.0	12.0	35,000	26,000	1200	7/8	3/8	3/4	3/8	7/8	3/8	NA	A4TXV01
	E(U,C,M,H)1P36C	95G2UH090CV12	17.5	12.5	36,000	27,000	1200	7/8	3/8	3/4	3/8	7/8	3/8	NA	A4TXV01
	E(U,C,M,H)1P43C	95G2UH090CV12	17.5	12.5	36,000	27,000	1200	7/8	3/8	7/8	3/8	7/8	3/8	NA	A4TXV01
	E(U,C,H)1P62C	95G2UH090CV20	18.0	13.0	36,000	27,000	1200	7/8	3/8	7/8	3/8	7/8	3/8	NA	A4TXV01
	E(U,C,M)1P30C	95G2UH090CV20	17.0	12.0	35,000	26,000	1200	7/8	3/8	3/4	3/8	7/8	3/8	NA	A4TXV01
	E(U,C,M,H)1P36C	95G2UH090CV20	17.5	12.5	36,000	27,000	1200	7/8	3/8	3/4	3/8	7/8	3/8	NA	A4TXV01
	E(U,C,M,H)1P43C	95G2UH090CV20	17.5	12.5	36,000	27,000	1200	7/8	3/8	7/8	3/8	7/8	3/8	NA	A4TXV01

¹Certified in accordance with Unitary Air Conditioner Certification Program, which is based on AHRI Standard 210/240.

²Required to achieve AHRI rating.

³A blower time delay is required to achieve AHRI rating. This feature is standard on all Allied Air Enterprises furnace and air handler products.

Cooling Performance with Air Handlers and Furnaces 48

Outdoor Model	Indoor Model		SEER	EER	AHRI Rated Capacity ¹ BTUH	Sensible Rated Capacity	CFM	Refrigerant Connection				Refrigerant Line Size		Indoor Expansion Device	
	Evaporator Coil or Air Handler ³	Vairable Speed Furnace						Outdoor		Indoor		Suction	Liquid	Piston ²	TXV
								Suction	Liquid	Suction	Liquid				
4AC18LT48P	BCS2M48V00NA1P		15.5	12.0	46,500	34,400	1600	7/8	3/8	7/8	3/8	1 1/8	3/8	NA	H4TXV03
	E(U,C,H)1P49C	EFV16CC	15.5	12.0	46,500	34,400	1600	7/8	3/8	7/8	3/8	1 1/8	3/8	NA	H4TXV03
	E(U,C,H)1P62C	EFV16CC	15.5	11.5	47,000	34,800	1600	7/8	3/8	7/8	3/8	1 1/8	3/8	NA	H4TXV03
	E(U,C,M)1P48C	EFV16CC	15.1	11.5	46,500	34,400	1600	7/8	3/8	7/8	3/8	1 1/8	3/8	NA	H4TXV03
	E(U,C,H)1P62D	EFV20DC	15.5	12.0	46,000	34,100	1600	7/8	3/8	7/8	3/8	1 1/8	3/8	NA	H4TXV03
	E(U,C,H)1P49C	80G1DF110CE20	15.1	12.0	47,000	34,800	1600	7/8	3/8	7/8	3/8	1 1/8	3/8	NA	H4TXV03
	E(U,C,H)1P62C	80G1DF110CE20	15.1	12.0	47,000	34,800	1600	7/8	3/8	7/8	3/8	1 1/8	3/8	NA	H4TXV03
	E(U,C,M)1P48C	80G1DF110CE20	14.5	12.0	47,000	34,800	1600	7/8	3/8	7/8	3/8	1 1/8	3/8	NA	H4TXV03
	E(U,C,H)1P49C	80G1UH090CE20	15.1	12.0	46,500	34,400	1550	7/8	3/8	7/8	3/8	1 1/8	3/8	NA	H4TXV03
	E(U,C,H)1P62C	80G1UH090CE20	15.1	12.0	47,000	34,800	1550	7/8	3/8	7/8	3/8	1 1/8	3/8	NA	H4TXV03
	E(U,C,M)1P48C	80G1UH090CE20	14.5	11.7	46,000	34,100	1550	7/8	3/8	7/8	3/8	1 1/8	3/8	NA	H4TXV03
	E(U,C,H)1P49C	80G1UH110CE20	15.1	12.0	46,500	34,400	1550	7/8	3/8	7/8	3/8	1 1/8	3/8	NA	H4TXV03
	E(U,C,H)1P62C	80G1UH110CE20	15.1	12.0	47,000	34,800	1550	7/8	3/8	7/8	3/8	1 1/8	3/8	NA	H4TXV03
	E(U,C,M)1P48C	80G1UH110CE20	14.5	11.7	46,000	34,100	1550	7/8	3/8	7/8	3/8	1 1/8	3/8	NA	H4TXV03
	E(U,C,H)1P49C	80G2UH110CV20	15.5	12.0	47,000	34,800	1600	7/8	3/8	7/8	3/8	1 1/8	3/8	NA	H4TXV03
	E(U,C,H)1P62C	80G2UH110CV20	15.5	12.0	47,000	34,800	1600	7/8	3/8	7/8	3/8	1 1/8	3/8	NA	H4TXV03

¹Certified in accordance with Unitary Air Conditioner Certification Program, which is based on AHRI Standard 210/240.

²Required to achieve AHRI rating.

³A blower time delay is required to achieve AHRI rating. This feature is standard on all Allied Air Enterprises furnace and air handler products.

Cooling Performance with Air Handlers and Furnaces 48

Outdoor Model	Indoor Model		SEER	EER	AHRI Rated Capacity ¹ BTUH	Sensible Rated Capacity	CFM	Refrigerant Connection				Refrigerant Line Size		Indoor Expansion Device	
	Evaporator Coil or Air Handler ³	Variable Speed Furnace						Outdoor		Indoor		Suction	Liquid	Piston ²	TXV
								Suction	Liquid	Suction	Liquid				
4AC18LT48P	E(U,C,M)1P48C	80G2UH110CV20	14.5	11.5	47,000	34,800	1600	7/8	3/8	7/8	3/8	1 1/8	3/8	NA	H4TXV03
	E(U,C,H)1P49C	95G1DF110CE20	15.1	12.0	47,000	34,800	1600	7/8	3/8	7/8	3/8	1 1/8	3/8	NA	H4TXV03
	E(U,C,H)1P62C	95G1DF110CE20	15.1	12.0	47,000	34,800	1600	7/8	3/8	7/8	3/8	1 1/8	3/8	NA	H4TXV03
	E(U,C,M)1P48C	95G1DF110CE20	14.5	12.0	47,000	34,800	1600	7/8	3/8	7/8	3/8	1 1/8	3/8	NA	H4TXV03
	E(U,C,H)1P49C	95G1UH110CE20	15.1	12.0	46,500	34,400	1550	7/8	3/8	7/8	3/8	1 1/8	3/8	NA	H4TXV03
	E(U,C,H)1P62C	95G1UH110CE20	15.1	12.0	47,000	34,800	1550	7/8	3/8	7/8	3/8	1 1/8	3/8	NA	H4TXV03
	E(U,C,M)1P48C	95G1UH110CE20	14.5	11.7	46,000	34,100	1550	7/8	3/8	7/8	3/8	1 1/8	3/8	NA	H4TXV03
	E(U,C,H)1P49C	95G2DF090CV20	15.5	12.0	47,000	34,800	1600	7/8	3/8	7/8	3/8	1 1/8	3/8	NA	H4TXV03
	E(U,C,H)1P62C	95G2DF090CV20	15.5	12.0	47,000	34,800	1600	7/8	3/8	7/8	3/8	1 1/8	3/8	NA	H4TXV03
	E(U,C,M)1P48C	95G2DF090CV20	14.8	11.5	46,500	34,400	1600	7/8	3/8	7/8	3/8	1 1/8	3/8	NA	H4TXV03
	E(U,C,H)1P49C	95G2DF110CV20	15.5	12.0	47,000	34,800	1600	7/8	3/8	7/8	3/8	1 1/8	3/8	NA	H4TXV03
	E(U,C,H)1P62C	95G2DF110CV20	15.5	12.0	47,000	34,800	1600	7/8	3/8	7/8	3/8	1 1/8	3/8	NA	H4TXV03
	E(U,C,M)1P48C	95G2DF110CV20	14.8	11.5	46,500	34,400	1600	7/8	3/8	7/8	3/8	1 1/8	3/8	NA	H4TXV03
	E(U,C,H)1P49C	95G2UH090CV20	15.5	12.0	47,000	34,800	1600	7/8	3/8	7/8	3/8	1 1/8	3/8	NA	H4TXV03
	E(U,C,H)1P62C	95G2UH090CV20	15.5	12.0	47,000	34,800	1600	7/8	3/8	7/8	3/8	1 1/8	3/8	NA	H4TXV03
	E(U,C,M)1P48C	95G2UH090CV20	14.8	11.5	46,500	34,400	1600	7/8	3/8	7/8	3/8	1 1/8	3/8	NA	H4TXV03
	E(U,C,H)1P49C	95G2UH110CV20	15.5	12.0	47,000	34,800	1600	7/8	3/8	7/8	3/8	1 1/8	3/8	NA	H4TXV03
	E(U,C,H)1P62C	95G2UH110CV20	15.5	12.0	47,000	34,800	1600	7/8	3/8	7/8	3/8	1 1/8	3/8	NA	H4TXV03
	E(U,C,M)1P48C	95G2UH110CV20	14.8	11.5	46,500	34,400	1600	7/8	3/8	7/8	3/8	1 1/8	3/8	NA	H4TXV03
	E(U,C,H)1P62D	95G2UH135DV20	16.0	12.0	47,000	34,800	1600	7/8	3/8	7/8	3/8	1 1/8	3/8	NA	H4TXV03

¹Certified in accordance with Unitary Air Conditioner Certification Program, which is based on AHRI Standard 210/240.

²Required to achieve AHRI rating.

³A blower time delay is required to achieve AHRI rating. This feature is standard on all Allied Air Enterprises furnace and air handler products.

Cooling Performance with Air Handlers and Furnaces 60

Outdoor Model	Indoor Model		SEER	EER	AHRI Rated Capacity ¹ BTUH	Sensible Rated Capacity	CFM	Refrigerant Connection				Refrigerant Line Size		Indoor Expansion Device	
	Evaporator Coil or Air Handler ³	Vairable Speed Furnace						Outdoor		Indoor		Suction	Liquid	Piston ²	TXV
								Suction	Liquid	Suction	Liquid				
4AC18LT60P	BCS2M60V00NA1P		15.5	11.7	57,000	41,600	1800	7/8	3/8	7/8	3/8	1 1/8	3/8	NA	H4TXV03
	E(U,C,H)1P62C	EFV16CC	15.5	12.0	57,500	42,000	1800	7/8	3/8	7/8	3/8	1 1/8	3/8	NA	H4TXV03
	E(U,C,H)1P62D	EFV20DC	15.5	12.0	57,500	42,000	1800	7/8	3/8	7/8	3/8	1 1/8	3/8	NA	H4TXV03
	E(U,C,H)1P49C	80G1DF110CE20	15.1	12.0	57,500	42,000	1800	7/8	3/8	7/8	3/8	1 1/8	3/8	NA	H4TXV03
	E(U,C,H)1P62C	80G1DF110CE20	15.1	12.0	57,500	42,000	1800	7/8	3/8	7/8	3/8	1 1/8	3/8	NA	H4TXV03
	E(U,C,H)1P49C	80G1UH090CE20	15.5	12.0	57,000	41,600	1730	7/8	3/8	7/8	3/8	1 1/8	3/8	NA	H4TXV03
	E(U,C,H)1P62C	80G1UH090CE20	15.5	12.0	58,000	42,400	1730	7/8	3/8	7/8	3/8	1 1/8	3/8	NA	H4TXV03
	E(U,C,H)1P49C	80G1UH110CE20	15.5	12.0	57,000	41,600	1730	7/8	3/8	7/8	3/8	1 1/8	3/8	NA	H4TXV03
	E(U,C,H)1P62C	80G1UH110CE20	15.5	12.0	58,000	42,400	1730	7/8	3/8	7/8	3/8	1 1/8	3/8	NA	H4TXV03
	E(U,C,H)1P49C	80G2UH110CV20	15.0	12.0	57,500	42,000	1800	7/8	3/8	7/8	3/8	1 1/8	3/8	NA	H4TXV03
	E(U,C,H)1P62C	80G2UH110CV20	15.0	12.0	57,500	42,000	1800	7/8	3/8	7/8	3/8	1 1/8	3/8	NA	H4TXV03
	E(U,C,H)1P49C	95G1DF110CE20	15.1	12.0	57,500	42,000	1800	7/8	3/8	7/8	3/8	1 1/8	3/8	NA	H4TXV03
	E(U,C,H)1P62C	95G1DF110CE20	15.1	11.5	57,500	42,000	1800	7/8	3/8	7/8	3/8	1 1/8	3/8	NA	H4TXV03
	E(U,C,H)1P49C	95G1UH110CE20	15.1	12.0	57,500	42,000	1800	7/8	3/8	7/8	3/8	1 1/8	3/8	NA	H4TXV03
	E(U,C,H)1P62C	95G1UH110CE20	15.1	11.5	57,500	42,000	1800	7/8	3/8	7/8	3/8	1 1/8	3/8	NA	H4TXV03
	E(U,C,H)1P49C	95G2DF090CV20	15.5	12.0	57,500	42,000	1800	7/8	3/8	7/8	3/8	1 1/8	3/8	NA	H4TXV03
	E(U,C,H)1P62C	95G2DF090CV20	15.5	12.0	57,500	42,000	1800	7/8	3/8	7/8	3/8	1 1/8	3/8	NA	H4TXV03
	E(U,C,H)1P49C	95G2DF110CV20	15.5	12.0	57,500	42,000	1800	7/8	3/8	7/8	3/8	1 1/8	3/8	NA	H4TXV03
	E(U,C,H)1P62C	95G2DF110CV20	15.5	12.0	57,500	42,000	1800	7/8	3/8	7/8	3/8	1 1/8	3/8	NA	H4TXV03
	E(U,C,H)1P49C	95G2UH090CV20	15.5	12.0	57,500	42,000	1800	7/8	3/8	7/8	3/8	1 1/8	3/8	NA	H4TXV03
	E(U,C,H)1P62C	95G2UH090CV20	15.5	12.0	57,500	42,000	1800	7/8	3/8	7/8	3/8	1 1/8	3/8	NA	H4TXV03
	E(U,C,H)1P49C	95G2UH110CV20	15.5	12.0	57,500	42,000	1800	7/8	3/8	7/8	3/8	1 1/8	3/8	NA	H4TXV03
	E(U,C,H)1P62C	95G2UH110CV20	15.5	12.0	57,500	42,000	1800	7/8	3/8	7/8	3/8	1 1/8	3/8	NA	H4TXV03
E(U,C,H)1P62D	95G2UH135DV20	15.5	12.0	57,500	42,000	1800	7/8	3/8	7/8	3/8	1 1/8	3/8	NA	H4TXV03	

¹Certified in accordance with Unitary Air Conditioner Certification Program, which is based on AHRI Standard 210/240.

²Required to achieve AHRI rating.

³A blower time delay is required to achieve AHRI rating. This feature is standard on all Allied Air Enterprises furnace and air handler products.

Cooling Performance Extended Ratings

Outdoor Model	Indoor Model	Indoor Temp DB/WB °F	Outdoor Temp - DB°F														
			65			82			95			105			115		
			Btuh	S/T	kW	Btuh	S/T	kW	Btuh	S/T	kW	Btuh	S/T	kW	Btuh	S/T	kW
4AC18LT24-1	E(U,C,M,H)1P36B/EFV08B	85/72	33,100	.65	1.43	30,400	.68	1.77	28,300	.71	2.03	26,700	.73	2.23	25,100	.75	2.43
		80/67	30,400	.72	1.40	27,900	.75	1.74	26,000	.77	2.00	24,500	.79	2.20	23,100	.80	2.40
		75/63	28,500	.76	1.38	26,000	.77	1.72	24,100	.78	1.98	22,600	.79	2.18	21,200	.80	2.38
4AC18LT36-1	E(U,C,M,H)1P43B/EFV12B	85/72	45,900	.64	2.19	42,100	.69	2.60	39,200	.73	2.92	37,000	.75	3.17	34,700	.78	3.42
		80/67	42,200	.72	2.14	38,700	.76	2.56	36,000	.79	2.88	33,900	.81	3.13	31,800	.84	3.37
		75/63	39,800	.76	2.11	36,100	.78	2.53	33,300	.80	2.85	31,100	.82	3.09	29,000	.83	3.34
4AC18LT48-1	E(U,C,M,H)1P62C/EFV16C	85/72	58,800	.62	2.99	54,500	.67	3.55	51,200	.71	3.98	48,700	.73	4.31	46,100	.76	4.64
		80/67	54,200	.70	2.93	50,100	.74	3.49	47,000	.77	3.92	44,600	.79	4.25	42,200	.82	4.58
		75/63	50,900	.74	2.89	46,700	.76	3.45	43,500	.78	3.88	41,000	.80	4.21	38,600	.81	4.54
4AC18LT60-1	E(U,C,M,H)1P62D/EFV20D	85/72	67,800	.62	4.18	64,600	.66	4.81	63,100	.68	5.07	59,900	.70	5.24	55,500	.71	5.48
		80/67	63,900	.64	4.01	60,900	.68	4.61	59,400	.70	4.86	56,400	.73	5.07	52,300	.73	5.25
		75/63	59,200	.71	3.86	56,400	.72	4.43	55,000	.75	4.66	52,300	.78	4.86	48,400	.78	5.04

* All ratings are with required indoor variable speed matches.
 Extended data shown is actual for models listed and typical for all AHRI matches.

Accessories

Kit Number	Description	Used with
93G35	Freezestats (3/8")	All 4AC18LT's
50A93	Freezestats (5/8")	All 4AC18LT's
47J27	Timed Off Control	All 4AC18LT's
10J42	Hard Start Kit 1.5 — 3.5 ton	4AC18LT24-36
81J69	Hard Start Kit 4 — 5 ton	4AC18LT48-60
34M72	Low Ambient	All 4AC18LT's
40K58	Blower Off Delay Kit	All 4AC18LT's
1.851361	TXV kit A4TXV01	4AC18LT24-36
1.851365	TXV kit H4TXV03	4AC18LT48-60
85W66	Relay Kit - Constant Torque	All Constant Torque Furnaces

DucaneTM
**AIR CONDITIONING
AND HEATING**

www.ducanehvac.com
1-800-448-5872



All specifications and illustrations
subject to change without notice
and without incurring obligations.



Proper sizing and installation of
equipment is critical to achieve
optimal performance. Split system
air conditioners and heat pumps must
be matched with appropriate coil
components to meet ENERGY STAR
criteria. Ask your contractor for details
or visit www.energystar.gov