

Split System Submittal Data

Outdoor: **CU-4KE31NBU**

MultiSystem - Outdoor

Job Name: _____

Location: _____

Engineer: _____

Submitted to: _____

Submitted by: _____

Reference: _____

Approval: _____

Date: _____

Construction: _____

Unit#: _____

Drawing#: _____

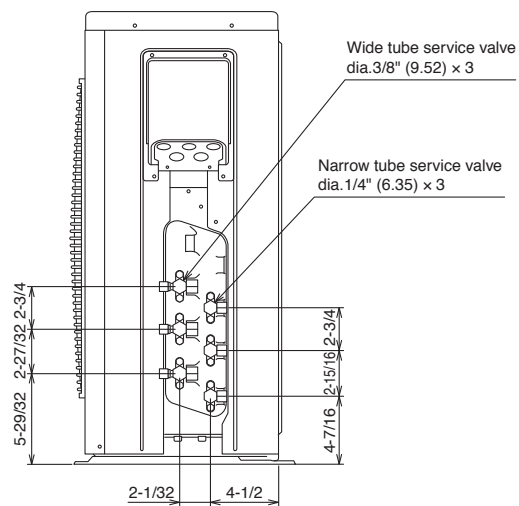
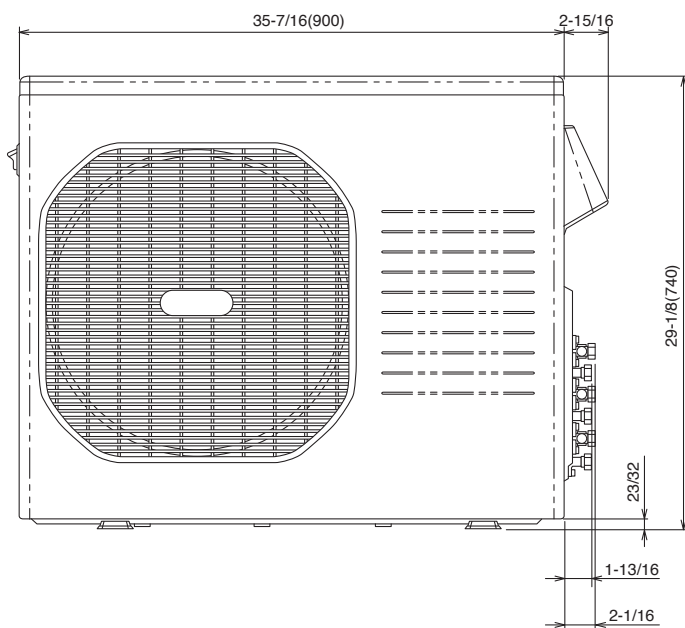
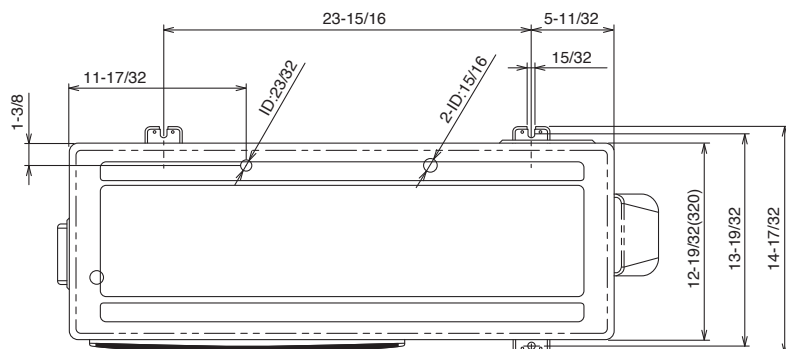


General Data	
Power (V/P/Hz)	208/230/1/60
Circuit Ampacity (A)	17
Fuse Size, Max.(A)	20
Compressor	
	DC Twin Rotary
No. Used	1
R.L. Amps - L.R. (A)	12.3/10.3 - 17
Crankcase Heater (W)	30
Outdoor Unit	
Fan Type	Propeller
Dia & Length (in.) - No. Speeds	D18-1/8 - 1
Type Drive - No. Speeds	DC Motor
No. Poles (RPM)	8 - (800)
No. Motors (W)	1-(90)
CFM (High)	1942
F.L. Amps (A)	0.55
Coil Type	Aluminum Fin & Copper Pipe
Fin Type - Pipe Type	Corrugated Plate - Inner Riffled
Rows - F.P.I.	2 - 18.1
Face Area (sq.ft.)	7.75
Tube Size (in)	3/8"
Refrigerant	
	R410A
Lbs. - R410a	8.38
Control	Electronic Expansion Valve
Line Size (in. O.D. Discharge)	1/4" x 4 (Flare)
Line Size (in. O.D. Suction)	3/8" x 2 + 1/2" x 2 (Flare)
Dimensions (HxWxD)	
Indoor Unit (Crated) (in.)	40 1/8 x 41 11/32 x 16 21/32
Indoor Unit (Uncrated) (in.)	35-1/32 x 35-7/16 x 12-19/32
Weight (lbs.)	
Net	180.8
Shipping	189.6
Shipping Volume (cu.ft.)	15.88

Performance Data @ ARI Standard Conditions (230/208V)	
Cooling	
Total Capacity (BTU/H)	30,600 (9,800 - 30,600)
Sensible Capacity (BTU/H)	25,800
Latent Capacity (BTU/H)	4,800
SEER	17.2
Amps (A)	12.3
Max. Amps (A)	17
Power Inputs (W)	2,800
Max. Inputs (W)	4,000
Outdoor Sound Rating (dB-A) High	53
Heating	
Total Capacity (BTU/H)	32,000 (11,600 - 32,000)
HSPF	9.3
Amps (A)	10.3
Max. Amps (A)	17
Power Inputs (W)	2,350
Max Inputs (W)	4,000
Outdoor Sound Rating (dB-A) High	55

Operating Range	Indoor Air Intake Temp	Outdoor Air Intake Temp
Cooling (Max)	95F DB/71F WB	115 F DB
Cooling (Min)	67 DB/57F WB	14 F DB
Cooling (Max)	80F DB/67F WB	75F DB/65F WB
Cooling (Min)		0F DB

Outdoor Dimensions



Unit: inch(mm)
(852-0-0010-11500-0)

