

FT4BF-KA/B Series

R-410A Extra High Efficiency Heat Pump

16 SEER Residential System 2 - 5 Ton Capacity

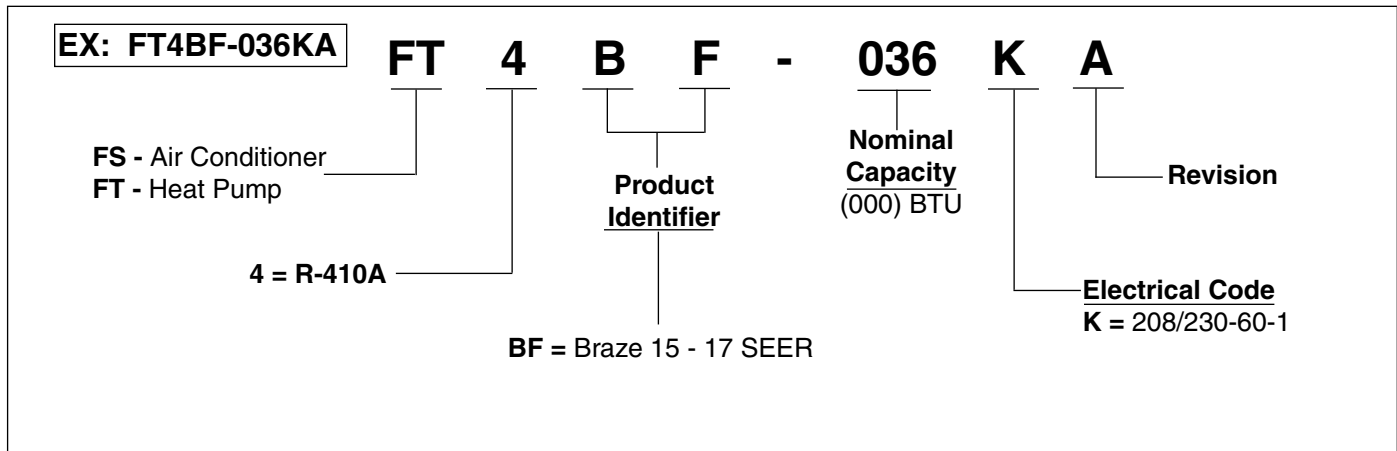
FT4BF-KA/B Series now offers the choice of the heat pump that uses a more efficient and environmentally friendly refrigerant designated R-410A. The FT4BF-KA/B Series of heat pumps offers exceptional performance as well as environmental protection. These models, when matched with our variable speed air handlers or variable speed equipped gas furnaces, offer a line of high quality heat pump systems rated up to 16 SEER and 9.0 HSPF.



FEATURES and BENEFITS

- **R-410A Refrigerant** – Earth friendly non-ozone depleting refrigerant.
- **CoreSense™ Compressor Protection** : Control module actively monitors compressor conditions and will shut the unit down to prevent damage.
- **Copeland Scroll UltraTech™ Compressor** – The Ultra Tech Compressor operates with 2 stages of heating and cooling capacities to provide superior comfort and efficiency. Copeland's proven and simple design equates to years of comfort and reliability for the homeowner with virtually silent operation.
- **Durable, Attractive Cabinet** – Designed using galvanized steel with a polyester urethane finish. The 950 hour salt spray finish is 1.5 mil thick and resists corrosion 50% better than comparable units.
- **Composite Base Pan** – Absorbs sound and is corrosion resistant. Composite is also stronger and lighter than steel.
- **Copper Tube / Aluminum Fin Coils** – Both indoor and outdoor coils are designed to optimize heat transfer, minimize size and cost, and increase durability and reliability.
- **Demand Defrost** – Provides additional energy savings in heating by defrosting only when necessary
- **Louvered Condenser Guard** – Durable metal guard protects the coil from yard hazards and extreme weather.
- **Removable Top Grille Assembly** – Allows ease of service from the top without disconnecting fan motor leads.
- **Compressor Sound Blanket** – Engineered to significantly reduce unwanted compressor noise.
- **Swept-Wing Fan Blade** – Designed to significantly reduce unwanted noise.
- **Low Pressure Switch** – Loss of charge protection ensures long compressor life. Auto-reset feature prevents nuisance service visits.
- **High Pressure Switch** – Protects against abnormally high system pressures. Auto-reset feature prevents nuisance service visits.
- **Liquid Line Filter Drier** – Included with unit, field installed.
- **One Piece Top/Orifice** – Designed for maximum airflow and quiet operation.
- **Common Suction Service Port** – This port allows the contractor to read the suction pressure in all modes of operation without removing any panels, saving time and increasing serviceability.
- **Three Minute Restart Time Delay** – When the unit shuts down, a three minute delay keeps the unit from restarting, eliminating the highest cause for compressor failure.
- **Suction Accumulator** – Protection from liquid flood back and future compressor failures.
- **Hot Gas Muffler** – Reduces compressor noise and vibration.
- **Easy Compressor and Control Access** – Designed to make servicing easier for the contractor, access panels are provided to all controls and the compressor from the side of the unit.

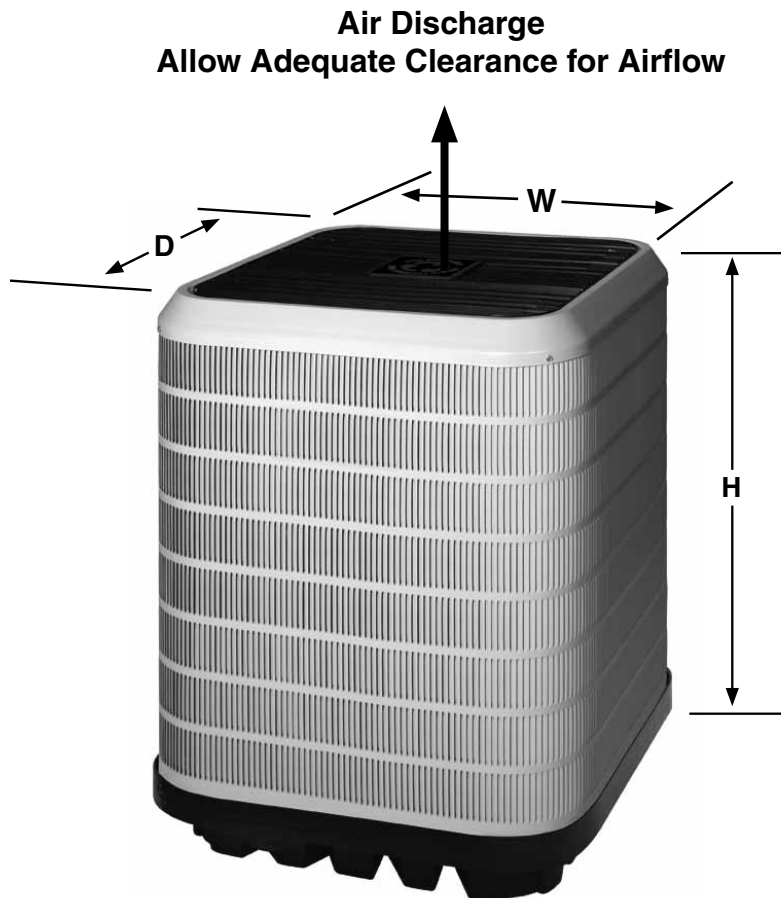
MODEL IDENTIFICATION CODES



DIMENSIONS

HEAT PUMP OUTDOOR SECTION

FT4BF	024KB	036KA	048KA	060KA
H	45 1/2	45 1/2	45 1/2	45 1/2
W	31 1/4	31 1/4	31 1/4	31 1/4
D	31 1/4	31 1/4	31 1/4	31 1/4



PHYSICAL AND ELECTRICAL SPECIFICATIONS / OUTDOOR UNITS

16 SEER — R-410A Extra High Efficiency — Single Phase

Model Number FT4BF		024KB	036KA	048KA	060KA	
Electrical Data	Volts-Cycles-Phase (1)	208/230-60-1	208/230-60-1	208/230-60-1	208/230-60-1	
	Total Amps	11.4	17.9	24.0	25.9	
	Delay Fuse Max. (2)	20	35	50	50	
	Min. Circuit Ampacity	14.0	22.1	29.3	31.7	
Condenser Data	Coil	Area	25.4	25.4	25.4	25.4
		Rows-FPI	1-20	2-18	2-18	2-18
		Tube Dia	3/8" O.D.	3/8" O.D.	3/8" O.D.	3/8" O.D.
	Fan Motor	Type	PSC	PSC	BLDC	BLDC
		Speeds	2	2	2	2
		Amps	1.3	1.3	2.9	2.9
		HP	1/4	1/4	1/3	1/3
	Fan Blade	Dia-# Blades	24"- 2	24"- 2	24"- 2	24"- 2
		SCFM	3600	4000	4000	4000
	Compressor Data	RLA	10.3	16.6	21.1	23.0
LRA		52	82	96	118	
Refrigerant suction line O.D.(all length of liquid line are 3/8" O.D.)	0-24 ft.	3/4"	7/8" (4)	7/8"	7/8"	
	25-39 ft.	7/8"	1-1/8" (3)	1-1/8" (3)	1-1/8" (3)	
	40-75 ft.	7/8"	1-1/8" (3)	1-1/8" (3)	1-1/8" (3)	
Refrigerant charge (R-410A) in ounces for outdoor unit, indoor unit and 15'		211	243	272	272	
Weight Approximate (lbs.)	Net	253	277	277	301	
	Ship	265	289	289	313	
Sound Ratings db		69	72	72	74	

- (1) Operating voltage range: 187V minimum - 253 V maximum.
- (2) HACR type circuit breakers may be used.
- (3) Requires 1-1/8 to 7/8" reducer from unit to lineset.
- (4) Use of a 3/4" lineset will result in approximately 2% loss in capacity.
- (5) Additional charge for line sets above 15 feet. Values based on suction line as follows with 3/8" liquid line.
 - a) 3/4" = 0.6 oz per additional foot.
 - b) 7/8" = 0.7 oz per additional foot.
 - c) 1 1/8" = 0.8 oz per additional foot.

SYSTEM HEATING AND COOLING CAPACITIES

16 SEER — Extra High Efficiency — Single Phase

With this Coil										
Outdoor Unit Number FT4BF	Indoor Unit Number C6BA/H-	Cooling				Indoor CFM		Heating		
		Low Speed Capacity (Btu/h)	High Speed Capacity (Btu/h)	SEER	EER	Low Speed SCFM	High Speed SCFM	Low Speed Capacity (Btu/h)	High Speed Capacity (Btu/h)	HSPF
024KB	X26(C,U)-B+MB7(E,V)M	18000	24000	16	13.0	640	850	18000	24000	9.0
036KA	X36(C,U)-B+MB7(E,V)M	25000	36000	16	12.5	900	1250	24000	36000	9.0
036KA	X36(C,U)-C+MB7(E,V)M	25000	36000	16	12.5	900	1250	24000	36000	9.0
048KA	X48(C,U)-C+MB7(E,V)M	34000	48000	16	12.5	1140	1700	31000	46000	9.0
060KA	X60(C,U)-C+MB7(E,V)M	41000	55000	16	11.65	1200	1800	37000	52500	8.5

With this Air Handler										
Outdoor Unit Number FT4BF	Indoor Unit Number B6VMA	Cooling				Indoor CFM		Heating		
		Low Speed Capacity (Btu/h)	High Speed Capacity (Btu/h)	SEER	EER	Low Speed SCFM	High Speed SCFM	Low Speed Capacity (Btu/h)	High Speed Capacity (Btu/h)	HSPF
024KB	X24KB	18000	24000	16	13.0	640	850	18000	24000	9.0
036KA	X36KB	25000	36000	16	12.5	900	1250	24000	36000	9.0
048KA	X48KC	34000	48000	16	12.5	1140	1700	31000	46000	9.0
060KA	X60KC	41000	55000	16	11.65	1200	1800	37000	52500	8.5

Air handlers and coils used in tables are designed and manufactured by NORDYNE.

See current AHRI Directory for certified combinations and ratings.
www.ahridirectory.org

ACCESSORIES - Condensing Unit

Start Assist Kit - 912933

Provides additional starting torque for the compressor motor when operating with low line voltage or high operating temperatures.

Extreme Wind Condition Mounting Kit - 920900

Snow Stand Kit - 920636

16 SEER COOLING EXPANDED RATINGS

FT4BF-024KB + C6B(A,H)-X26(C,U)-B + VSB - High Speed

FT4BF-024KB + B6VMAX24K-B - High Speed

CFM	ODT		75°F			85°F			95°F			105°F			115°F		
	E.D.B.	E.W.B.	T.C.	S.C.	K.W.	T.C.	S.C.	K.W.	T.C.	S.C.	K.W.	T.C.	S.C.	K.W.	T.C.	S.C.	K.W.
750	80	62	24.7	21.8	1.49	23.6	21.4	1.66	22.4	21.0	1.85	21.1	20.6	2.07	19.8	19.5	2.32
	80	67	26.6	18.2	1.50	25.4	17.6	1.68	24.1	17.1	1.87	22.6	16.5	2.09	21.1	15.8	2.33
	80	72	28.6	14.4	1.51	27.3	13.9	1.69	25.9	13.4	1.88	24.3	12.8	2.11	22.6	12.2	2.36
	75	63	24.7	17.6	1.49	23.6	17.1	1.66	22.4	16.5	1.85	21.1	15.9	2.07	19.6	15.2	2.31
850	80	62	25.4	23.3	1.50	24.2	22.8	1.67	23.1	22.3	1.85	21.8	21.8	2.08	20.5	20.5	2.33
	80	67	27.2	19.3	1.50	25.9	18.8	1.68	24.6	18.2	1.87	23.1	17.6	2.10	21.5	16.9	2.34
	80	72	29.2	15.1	1.52	27.8	14.6	1.70	26.3	14.1	1.89	24.7	13.5	2.12	23.0	12.8	2.37
	75	63	25.3	18.7	1.50	24.1	18.1	1.67	22.9	17.6	1.86	21.5	16.9	2.08	19.9	16.2	2.32
950	80	62	25.9	24.8	1.52	24.9	24.1	1.67	23.8	23.4	1.86	22.5	22.5	2.09	21.1	21.1	2.34
	80	67	27.7	20.5	1.51	26.3	19.9	1.68	25.0	19.3	1.87	23.4	18.7	2.10	21.8	17.9	2.35
	80	72	29.7	15.8	1.53	28.2	15.3	1.70	26.7	14.7	1.89	25.0	14.1	2.12	23.2	13.4	2.37
	75	63	25.8	19.7	1.51	24.5	19.2	1.67	23.2	18.6	1.86	21.8	17.9	2.08	20.3	17.2	2.32

FT4BF-024KB + C6B(A,H)-X26(C,U)-B + VSB - Low Speed

FT4BF-024KB + B6VMAX24K-B - Low Speed

CFM	ODT		75°F			85°F			95°F			105°F			115°F		
	E.D.B.	E.W.B.	T.C.	S.C.	K.W.	T.C.	S.C.	K.W.	T.C.	S.C.	K.W.	T.C.	S.C.	K.W.	T.C.	S.C.	K.W.
540	80	62	18.2	16.1	1.04	17.4	15.8	1.16	16.5	15.5	1.32	15.5	15.2	1.50	14.5	14.3	1.70
	80	67	19.8	13.5	1.04	18.9	13.1	1.16	17.8	12.6	1.32	16.7	12.2	1.50	15.5	11.7	1.69
	80	72	21.5	10.7	1.03	20.5	10.4	1.16	19.3	9.9	1.32	18.1	9.5	1.49	16.7	9.0	1.69
	75	63	18.3	13.0	1.04	17.5	12.6	1.16	16.5	12.2	1.33	15.5	11.7	1.50	14.3	11.2	1.70
640	80	62	19.0	17.7	1.04	18.1	17.3	1.16	17.2	16.7	1.32	16.3	16.3	1.50	15.3	15.2	1.69
	80	67	20.4	14.7	1.04	19.5	14.3	1.16	18.4	13.8	1.32	17.2	13.3	1.50	15.9	12.8	1.69
	80	72	22.1	11.5	1.04	21.1	11.1	1.16	19.8	10.6	1.32	18.5	10.1	1.50	17.2	9.6	1.69
	75	63	18.9	14.1	1.04	18.0	13.7	1.16	17.0	13.3	1.32	15.9	12.8	1.50	14.7	12.2	1.70
740	80	62	19.7	18.8	1.05	18.9	18.3	1.16	18.0	17.7	1.32	17.0	16.9	1.50	15.9	15.8	1.69
	80	67	21.0	15.9	1.04	19.9	15.5	1.16	18.8	15.0	1.32	17.6	14.5	1.50	16.3	13.9	1.69
	80	72	22.6	12.1	1.04	21.5	11.8	1.16	20.2	11.3	1.32	18.9	10.7	1.50	17.4	10.2	1.69
	75	63	19.4	15.2	1.05	18.5	14.8	1.16	17.4	14.3	1.32	16.2	13.8	1.50	15.0	13.2	1.70

FT4BF-036KA + C6B(A,H)-X36(C,U)-(B,C) + VSB - High Speed

FT4BF-036KA + B6VMAX36K-B - High Speed

CFM	O.D.T		75°F			85°F			95°F			105°F			115°F		
	E.D.B.	E.W.B.	T.C.	S.C.	K.W.	T.C.	S.C.	K.W.	T.C.	S.C.	K.W.	T.C.	S.C.	K.W.	T.C.	S.C.	K.W.
1150	80	62	36.6	32.9	2.36	34.9	32.2	2.62	33.3	31.7	2.86	31.6	31.1	3.15	29.8	29.4	3.48
	80	67	39.5	27.4	2.37	37.6	26.7	2.65	35.8	26.0	2.88	33.8	25.2	3.17	31.6	24.3	3.50
	80	72	42.6	21.7	2.39	40.6	20.9	2.67	38.7	20.3	2.91	36.5	19.5	3.20	34.2	18.7	3.52
	75	63	36.7	26.6	2.36	35.0	25.8	2.63	33.4	25.1	2.87	31.5	24.3	3.15	29.5	23.4	3.48
1250	80	62	37.3	34.3	2.36	35.6	33.6	2.63	34.0	32.9	2.87	32.3	32.3	3.16	30.5	30.5	3.49
	80	67	40.0	28.6	2.37	38.1	27.9	2.65	36.3	27.2	2.89	34.3	26.4	3.18	32.0	25.5	3.50
	80	72	43.2	22.4	2.40	41.1	21.7	2.68	39.1	21.0	2.91	37.0	20.2	3.20	34.5	19.4	3.53
	75	63	37.3	27.7	2.37	35.5	26.9	2.63	33.8	26.2	2.87	31.9	25.4	3.16	29.8	24.5	3.49
1350	80	62	37.7	36.0	2.39	36.2	35.1	2.63	34.7	34.2	2.87	33.0	33.0	3.17	31.2	31.1	3.49
	80	67	40.5	29.8	2.39	38.5	29.0	2.65	36.7	28.3	2.89	34.6	27.5	3.18	32.4	26.6	3.51
	80	72	43.7	23.2	2.41	41.5	22.4	2.68	39.5	21.7	2.92	37.3	21.0	3.21	34.8	20.1	3.52
	75	63	37.8	28.8	2.38	36.0	28.0	2.64	34.2	27.3	2.87	32.3	26.4	3.16	30.2	25.5	3.49

FT4BF-036KA + C6B(A,H)-X36(C,U)-(B,C) + VSB - Low Speed

FT4BF-036KA + B6VMAX36K-B - Low Speed

CFM	O.D.T		75°F			85°F			95°F			105°F			115°F		
	E.D.B.	E.W.B.	T.C.	S.C.	K.W.	T.C.	S.C.	K.W.	T.C.	S.C.	K.W.	T.C.	S.C.	K.W.	T.C.	S.C.	K.W.
800	80	62	25.4	23.3	1.47	24.3	22.8	1.64	23.2	22.4	1.83	22.0	21.7	2.06	20.7	20.4	2.33
	80	67	27.6	19.4	1.44	26.3	18.9	1.61	25.0	18.4	1.81	23.6	17.8	2.04	21.9	17.2	2.30
	80	72	30.1	15.3	1.41	28.8	14.8	1.58	27.3	14.3	1.77	25.6	13.8	2.00	23.9	13.2	2.26
	75	63	25.6	18.8	1.47	24.4	18.2	1.64	23.2	17.7	1.83	21.9	17.1	2.06	20.3	16.5	2.33
900	80	62	26.3	24.5	1.47	25.0	24.0	1.63	24.0	23.3	1.82	22.8	22.8	2.05	21.5	21.4	2.30
	80	67	28.1	20.7	1.44	26.8	20.1	1.60	25.5	19.6	1.80	24.0	19.1	2.03	22.3	18.4	2.29
	80	72	30.6	16.1	1.41	29.1	15.6	1.57	27.7	15.1	1.77	26.1	14.5	2.00	24.2	13.9	2.26
	75	63	26.1	20.0	1.47	24.9	19.4	1.63	23.7	18.9	1.83	22.3	18.3	2.06	20.7	17.6	2.32
1000	80	62	26.9	25.7	1.47	25.8	25.1	1.62	24.8	24.4	1.81	23.5	23.5	2.04	22.1	22.1	2.30
	80	67	28.7	22.0	1.43	27.2	21.4	1.59	25.9	20.9	1.80	24.4	20.3	2.02	22.7	19.6	2.29
	80	72	31.1	16.9	1.40	29.5	16.3	1.56	28.1	15.8	1.76	26.4	15.3	1.99	24.6	14.6	2.25
	75	63	26.6	21.1	1.47	25.3	20.5	1.63	24.1	20.0	1.82	22.6	19.4	2.05	21.0	18.7	2.32

16 SEER COOLING EXPANDED RATINGS (Continued)

FT4BF-048KA + C6B(A,H)-X48(C,U)-C + VSB - High Speed

FT4BF-048KA + B6VMAX48K-C - High Speed

CFM	O.D.T			75°F			85°F			95°F			105°F			115°F		
	E.D.B.	E.W.B.	T.C.	S.C.	K.W.	T.C.	S.C.	K.W.	T.C.	S.C.	K.W.	T.C.	S.C.	K.W.	T.C.	S.C.	K.W.	
1600	80	62	48.9	43.9	3.13	46.7	43.0	3.48	44.6	42.3	3.80	42.3	41.3	4.18	39.8	39.2	4.62	
	80	67	52.4	36.6	3.15	49.9	35.6	3.52	47.7	34.6	3.83	45.0	33.5	4.22	42.1	32.3	4.65	
	80	72	56.3	28.9	3.17	53.7	28.0	3.55	51.1	27.0	3.86	48.3	26.0	4.26	45.1	24.8	4.70	
	75	63	48.9	35.5	3.13	46.7	34.4	3.49	44.5	33.4	3.80	42.0	32.3	4.18	39.2	31.1	4.62	
1700	80	62	49.6	45.2	3.13	47.3	44.3	3.48	45.2	43.4	3.80	42.9	42.8	4.19	40.4	40.4	4.63	
	80	67	52.9	37.8	3.15	50.4	36.7	3.52	48.1	35.7	3.83	45.4	34.6	4.22	42.4	33.3	4.66	
	80	72	56.8	29.6	3.18	54.1	28.6	3.55	51.6	27.7	3.87	48.7	26.7	4.26	45.4	25.5	4.70	
	75	63	49.5	36.5	3.14	47.1	35.5	3.49	44.9	34.5	3.80	42.4	33.3	4.19	39.5	32.0	4.63	
1800	80	62	49.9	47.1	3.18	47.9	45.9	3.50	45.7	45.1	3.81	43.5	43.5	4.20	41.0	41.0	4.64	
	80	67	53.5	38.9	3.17	50.9	37.8	3.52	48.5	36.8	3.84	45.8	35.7	4.23	42.7	34.4	4.66	
	80	72	57.4	30.3	3.19	54.5	29.3	3.56	51.9	28.4	3.87	49.0	27.3	4.26	45.7	26.1	4.71	
	75	63	50.0	37.5	3.16	47.5	36.5	3.50	45.3	35.5	3.81	42.7	34.3	4.19	39.9	33.0	4.63	

FT4BF-048KA + C6B(A,H)-X48(C,U)-C + VSB - Low Speed

FT4BF-048KA + B6VMAX48K-C - Low Speed

CFM	O.D.T			75°F			85°F			95°F			105°F			115°F		
	E.D.B.	E.W.B.	T.C.	S.C.	K.W.	T.C.	S.C.	K.W.	T.C.	S.C.	K.W.	T.C.	S.C.	K.W.	T.C.	S.C.	K.W.	
1040	80	62	35.2	31.2	1.96	33.6	30.6	2.19	32.0	30.2	2.48	30.3	29.6	2.80	28.5	28.0	3.18	
	80	67	38.1	26.1	1.93	36.3	25.3	2.16	34.6	24.7	2.45	32.7	23.9	2.78	30.4	23.0	3.15	
	80	72	41.3	20.7	1.89	39.4	20.0	2.12	37.4	19.3	2.41	35.3	18.6	2.74	33.0	17.8	3.11	
	75	63	35.4	25.2	1.96	33.7	24.5	2.18	32.2	23.8	2.48	30.3	23.0	2.81	28.2	22.1	3.18	
1140	80	62	35.9	32.8	1.96	34.2	32.2	2.18	32.7	31.6	2.47	31.1	31.1	2.79	29.3	29.2	3.17	
	80	67	38.7	27.3	1.93	36.8	26.6	2.15	35.1	25.9	2.44	33.1	25.1	2.77	30.8	24.2	3.14	
	80	72	41.8	21.4	1.89	39.8	20.7	2.12	37.9	20.1	2.40	35.8	19.3	2.73	33.4	18.5	3.10	
	75	63	36.0	26.4	1.96	34.3	25.7	2.18	32.7	25.0	2.47	30.8	24.2	2.80	28.6	23.2	3.18	
1240	80	62	36.4	34.7	1.97	34.9	33.9	2.17	33.5	33.0	2.46	31.8	31.8	2.78	29.9	29.9	3.16	
	80	67	39.2	28.5	1.93	37.3	27.8	2.15	35.6	27.1	2.43	33.5	26.3	2.76	31.2	25.4	3.14	
	80	72	42.4	22.2	1.89	40.3	21.5	2.11	38.4	20.8	2.40	36.2	20.1	2.73	33.7	19.2	3.10	
	75	63	36.5	27.6	1.96	34.8	26.8	2.17	33.1	26.1	2.46	31.2	25.3	2.79	29.0	24.3	3.17	

FT4BF-060KA + C6B(A,H)-X60(C,U)-(C,D) + VSB - High Speed

FT4BF-060KA + B6VMAX60K-C - High Speed

CFM	O.D.T			75°F			85°F			95°F			105°F			115°F		
	E.D.B.	E.W.B.	T.C.	S.C.	K.W.	T.C.	S.C.	K.W.	T.C.	S.C.	K.W.	T.C.	S.C.	K.W.	T.C.	S.C.	K.W.	
1700	80	62	57.9	50.1	3.67	55.2	49.2	4.09	52.5	48.4	4.50	49.5	47.5	4.98	46.3	45.6	5.52	
	80	67	62.5	42.1	3.70	59.5	40.9	4.14	56.5	39.7	4.55	53.2	38.4	5.03	49.5	36.9	5.57	
	80	72	67.9	33.4	3.76	64.7	32.3	4.21	61.4	31.2	4.62	57.6	30.0	5.10	53.4	28.7	5.64	
	75	63	58.3	40.9	3.68	55.6	39.7	4.10	52.9	38.5	4.51	49.7	37.1	4.98	46.3	35.7	5.53	
1800	80	62	58.5	51.7	3.68	55.8	50.7	4.09	53.1	49.8	4.51	50.1	49.5	4.98	47.0	46.9	5.53	
	80	67	63.1	43.3	3.71	60.1	42.1	4.15	57.0	40.9	4.56	53.7	39.6	5.04	49.9	38.1	5.59	
	80	72	68.5	34.2	3.77	65.2	33.1	4.21	61.7	32.0	4.63	57.9	30.8	5.10	53.7	29.4	5.64	
	75	63	59.0	42.0	3.69	56.3	40.8	4.10	53.4	39.6	4.52	50.2	38.2	4.99	46.7	36.7	5.53	
1900	80	62	58.8	54.1	3.73	56.5	52.7	4.10	53.7	52.0	4.52	50.7	50.6	4.99	47.7	47.6	5.54	
	80	67	63.7	44.5	3.74	60.6	43.3	4.15	57.5	42.1	4.57	54.1	40.7	5.04	50.3	39.2	5.59	
	80	72	69.0	35.0	3.79	65.5	33.9	4.22	62.0	32.8	4.63	58.2	31.5	5.10	54.1	30.1	5.65	
	75	63	59.6	43.1	3.71	56.7	41.9	4.11	53.8	40.7	4.52	50.6	39.3	5.00	47.0	37.8	5.54	

FT4BF-060KA + C6B(A,H)-X60(C,U)-(C,D) + VSB - Low Speed

FT4BF-060KA + B6VMAX60K-C - Low Speed

CFM	O.D.T			75°F			85°F			95°F			105°F			115°F		
	E.D.B.	E.W.B.	T.C.	S.C.	K.W.	T.C.	S.C.	K.W.	T.C.	S.C.	K.W.	T.C.	S.C.	K.W.	T.C.	S.C.	K.W.	
1100	80	62	41.2	34.7	2.43	39.3	34.1	2.71	37.4	33.6	3.06	35.2	33.0	3.47	32.7	31.8	3.92	
	80	67	44.9	29.4	2.42	42.8	28.6	2.70	40.6	27.7	3.06	38.2	26.7	3.46	35.5	25.6	3.92	
	80	72	49.2	23.5	2.41	47.0	22.7	2.70	44.6	21.9	3.06	41.9	21.0	3.46	38.8	20.0	3.91	
	75	63	41.7	28.5	2.43	39.8	27.7	2.71	37.8	26.8	3.07	35.5	25.8	3.47	32.9	24.7	3.92	
1200	80	62	42.0	36.5	2.43	40.1	35.8	2.71	38.1	35.3	3.06	35.9	35.2	3.47	33.5	33.5	3.92	
	80	67	45.6	30.6	2.42	43.5	29.8	2.70	41.2	28.9	3.06	38.8	28.0	3.46	36.0	26.9	3.92	
	80	72	49.9	24.4	2.41	47.5	23.6	2.70	45.1	22.8	3.06	42.3	21.9	3.46	39.1	20.9	3.91	
	75	63	42.5	29.7	2.43	40.5	28.9	2.71	38.4	28.0	3.06	36.1	27.0	3.47	33.4	25.9	3.92	
1300	80	62	42.4	38.9	2.46	40.8	37.9	2.70	38.8	37.4	3.06	36.6	36.5	3.47	34.3	34.3	3.92	
	80	67	46.4	31.9	2.43	44.1	31.1	2.70	41.8	30.2	3.06	39.3	29.2	3.46	36.4	28.1	3.91	
	80	72	50.6	25.2	2.42	48.1	24.4	2.69	45.5	23.6	3.06	42.6	22.7	3.46	39.5	21.6	3.91	
	75	63	43.2	30.9	2.44	41.1	30.1	2.70	38.9	29.2	3.06	36.6	28.2	3.47	33.9	27.0	3.92	

16 SEER HEATING EXPANDED RATINGS

FT4BF-024KB + C6B(A,H)-X26(C,U)-B + VSB - High Speed

FT4BF-024KB + B6VMAX24K-B - High Speed

		OUTDOOR TEMPERATURE (Deg. F)																							
CFM	Indoor T. Deg.F	10			17			20			30			40			47			50			60		
		MBH	COP	kW	MBH	COP	kW	MBH	COP	kW	MBH	COP	kW	MBH	COP	kW	MBH	COP	kW	MBH	COP	kW	MBH	COP	kW
750	60	12.7	2.36	1.58	15.1	2.78	1.59	16.1	2.96	1.60	19.5	3.55	1.61	22.8	4.13	1.62	25.2	4.53	1.63	26.2	4.70	1.63	29.5	5.26	1.64
	70	12.2	2.32	1.54	14.4	2.69	1.56	15.3	2.85	1.57	18.4	3.36	1.61	21.5	3.85	1.64	23.7	4.18	1.66	24.6	4.32	1.67	27.8	4.78	1.70
	80	11.6	2.24	1.52	13.6	2.58	1.55	14.5	2.72	1.56	17.3	3.18	1.60	20.2	3.62	1.64	22.2	3.92	1.66	23.1	4.04	1.68	26.0	4.44	1.71
850	60	12.8	2.31	1.63	15.2	2.73	1.63	16.2	2.91	1.64	19.6	3.50	1.65	23.0	4.08	1.66	25.4	4.48	1.66	26.5	4.66	1.67	29.9	5.22	1.68
	70	12.3	2.27	1.59	14.5	2.64	1.61	15.5	2.80	1.62	18.6	3.31	1.65	21.8	3.80	1.68	24.0	4.14	1.70	25.0	4.28	1.71	28.1	4.74	1.74
	80	11.7	2.20	1.56	13.8	2.54	1.59	14.6	2.68	1.60	17.6	3.14	1.64	20.5	3.58	1.68	22.6	3.87	1.71	23.5	3.99	1.73	26.4	4.38	1.77
950	60	12.9	2.27	1.67	15.3	2.69	1.67	16.4	2.87	1.68	19.8	3.46	1.68	23.3	4.04	1.69	25.7	4.45	1.69	26.7	4.63	1.69	30.2	5.20	1.70
	70	12.4	2.24	1.63	14.6	2.61	1.65	15.6	2.77	1.65	18.8	3.28	1.68	22.0	3.77	1.71	24.3	4.11	1.73	25.3	4.25	1.74	28.5	4.71	1.77
	80	11.8	2.17	1.60	13.9	2.51	1.63	14.8	2.64	1.64	17.7	3.09	1.68	20.7	3.52	1.73	22.8	3.80	1.76	23.7	3.92	1.77	26.6	4.31	1.81

FT4BF-024KB + C6B(A,H)-X26(C,U)-B + VSB - Low Speed

FT4BF-024KB + B6VMAX24K-B - Low Speed

		OUTDOOR TEMPERATURE (Deg. F)																							
CFM	Indoor T. Deg.F	10			17			20			30			40			47			50			60		
		MBH	COP	kW	MBH	COP	kW	MBH	COP	kW	MBH	COP	kW	MBH	COP	kW	MBH	COP	kW	MBH	COP	kW	MBH	COP	kW
540	60	6.0	1.71	1.04	8.5	2.28	1.09	9.6	2.51	1.12	13.1	3.19	1.21	16.7	3.79	1.29	19.2	4.16	1.35	20.2	4.31	1.38	23.8	4.77	1.46
	70	5.6	1.79	0.91	7.9	2.32	1.00	8.9	2.52	1.03	12.1	3.09	1.15	15.4	3.55	1.27	17.7	3.83	1.36	18.7	3.94	1.39	22.0	4.26	1.51
	80	4.9	1.80	0.81	7.1	2.30	0.90	8.0	2.48	0.95	11.0	2.98	1.09	14.1	3.36	1.23	16.2	3.59	1.32	17.1	3.67	1.37	20.2	3.92	1.51
640	60	6.1	1.65	1.08	8.6	2.21	1.14	9.7	2.44	1.16	13.3	3.12	1.25	16.9	3.73	1.33	19.4	4.10	1.39	20.5	4.26	1.41	24.1	4.73	1.50
	70	5.7	1.72	0.97	8.0	2.23	1.05	9.0	2.43	1.09	12.3	3.01	1.20	15.7	3.48	1.32	18.0	3.77	1.40	19.0	3.88	1.44	22.3	4.22	1.55
	80	5.1	1.75	0.85	7.3	2.24	0.95	8.2	2.42	0.99	11.3	2.91	1.14	14.4	3.29	1.28	16.6	3.51	1.38	17.5	3.60	1.43	20.6	3.85	1.57
740	60	6.3	1.63	1.13	8.8	2.18	1.19	9.9	2.40	1.21	13.5	3.08	1.29	17.1	3.68	1.36	19.7	4.07	1.42	20.7	4.22	1.44	24.4	4.71	1.52
	70	5.8	1.67	1.01	8.1	2.19	1.09	9.1	2.38	1.12	12.5	2.96	1.24	15.9	3.44	1.36	18.3	3.73	1.44	19.3	3.85	1.47	22.7	4.19	1.59
	80	5.2	1.70	0.90	7.4	2.17	1.00	8.3	2.34	1.04	11.4	2.83	1.19	14.6	3.21	1.33	16.7	3.43	1.43	17.7	3.51	1.48	20.8	3.77	1.62

FT4BF-036KA + C6B(A,H)-X36(C,U)-(B,C) + VSB - High Speed

FT4BF-036KA + B6VMAX36K-B - High Speed

		OUTDOOR TEMPERATURE (Deg. F)																							
CFM	Indoor T. Deg.F	10			17			20			30			40			47			50			60		
		MBH	COP	kW	MBH	COP	kW	MBH	COP	kW	MBH	COP	kW	MBH	COP	kW	MBH	COP	kW	MBH	COP	kW	MBH	COP	kW
1150	60	19.8	2.60	2.24	23.1	2.91	2.32	24.5	3.04	2.36	29.2	3.44	2.49	33.9	3.80	2.61	37.1	4.03	2.70	38.5	4.13	2.74	43.2	4.43	2.86
	70	19.1	2.44	2.30	22.2	2.72	2.40	23.6	2.83	2.44	28.1	3.18	2.58	32.6	3.50	2.73	35.7	3.70	2.83	37.0	3.78	2.87	41.5	4.03	3.02
	80	18.5	2.29	2.38	21.5	2.54	2.49	22.8	2.64	2.53	27.1	2.95	2.69	31.3	3.22	2.85	34.3	3.40	2.96	35.6	3.47	3.01	39.8	3.69	3.17
1250	60	19.9	2.57	2.27	23.2	2.89	2.36	24.6	3.02	2.39	29.4	3.43	2.51	34.1	3.80	2.63	37.5	4.04	2.72	38.9	4.14	2.76	43.6	4.45	2.88
	70	19.2	2.42	2.33	22.4	2.70	2.43	23.8	2.82	2.47	28.3	3.18	2.61	32.8	3.50	2.75	36.0	3.70	2.85	37.4	3.79	2.89	41.9	4.05	3.03
	80	18.6	2.27	2.41	21.7	2.52	2.52	22.9	2.63	2.56	27.3	2.94	2.72	31.6	3.22	2.87	34.6	3.41	2.98	35.9	3.48	3.03	40.2	3.71	3.18
1350	60	19.9	2.53	2.30	23.3	2.86	2.39	24.7	2.99	2.42	29.5	3.41	2.54	34.4	3.79	2.66	37.7	4.03	2.74	39.2	4.13	2.78	44.0	4.45	2.90
	70	19.4	2.40	2.36	22.6	2.69	2.46	23.9	2.81	2.50	28.5	3.17	2.64	33.1	3.50	2.77	36.3	3.71	2.87	37.7	3.79	2.91	42.2	4.06	3.05
	80	18.8	2.25	2.44	21.8	2.51	2.55	23.1	2.61	2.59	27.5	2.93	2.74	31.8	3.22	2.90	34.8	3.40	3.00	36.1	3.48	3.05	40.5	3.71	3.20

FT4BF-036KA + C6B(A,H)-X36(C,U)-(B,C) + VSB - Low Speed

FT4BF-036KA + B6VMAX36K-B - Low Speed

		OUTDOOR TEMPERATURE (Deg. F)																							
CFM	Indoor T. Deg.F	10			17			20			30			40			47			50			60		
		MBH	COP	kW	MBH	COP	kW	MBH	COP	kW	MBH	COP	kW	MBH	COP	kW	MBH	COP	kW	MBH	COP	kW	MBH	COP	kW
800	60	12.1	2.16	1.65	14.6	2.54	1.68	15.6	2.70	1.70	19.2	3.22	1.75	22.7	3.70	1.80	25.2	4.02	1.83	26.2	4.16	1.85	29.7	4.59	1.90
	70	11.6	2.10	1.61	13.9	2.44	1.67	14.8	2.58	1.69	18.1	3.02	1.76	21.4	3.42	1.83	23.7	3.69	1.89	24.7	3.80	1.91	28.0	4.14	1.98
	80	11.0	2.01	1.60	13.1	2.31	1.66	14.0	2.44	1.69	17.1	2.83	1.77	20.1	3.18	1.85	22.2	3.41	1.91	23.1	3.50	1.94	26.2	3.80	2.02
900	60	12.2	2.12	1.69	14.7	2.50	1.72	15.8	2.66	1.74	19.3	3.18	1.78	22.9	3.67	1.83	25.4	4.00	1.87	26.5	4.13	1.88	30.1	4.58	1.93
	70	11.7	2.06	1.66	14.0	2.40	1.71	15.0	2.54	1.73	18.3	2.99	1.80	21.7	3.40	1.87	24.0	3.67	1.92	25.0	3.78	1.94	28.3	4.13	2.01
	80	11.1	1.98	1.64	13.3	2.29	1.70	14.2	2.41	1.73	17.3	2.80	1.81	20.4	3.16	1.90	22.6	3.39	1.96	23.5	3.48	1.98	26.6	3.78	2.07
1000	60	12.3	2.09	1.73	14.8	2.47	1.76	15.9	2.63	1.77	19.5	3.15	1.82	23.2	3.65	1.86	25.7	3.98	1.89	26.8	4.12	1.91	30.4	4.57	1.95
	70	11.8	2.04	1.70	14.1	2.38	1.75	15.2	2.52	1.77	18.5	2.97	1.83	21.9	3.38	1.90	24.3	3.65	1.95	25.3	3.77	1.97	28.7	4.12	2.04
	80	11.2	1.96	1.68	13.4	2.26	1.74	14.3	2.38	1.76	17.5	2.77	1.85	20.6	3.12	1.94	22.8	3.35	1.99	23.7	3.44	2.02	26.8	3.74	2.11

16 SEER HEATING EXPANDED RATINGS (Continued)

FT4BF-048KA with C6B(A,H)-X48(C,U)-C + VSB - High Speed
 FT4BF-048KA with B6VMAX48K-C - High Speed

		OUTDOOR TEMPERATURE (Deg. F)																							
CFM	Indoor T. Deg.F	10			17			20			30			40			47			50			60		
		MBH	COP	kW	MBH	COP	kW	MBH	COP	kW	MBH	COP	kW	MBH	COP	kW	MBH	COP	kW	MBH	COP	kW	MBH	COP	kW
1500	60	27.2	2.66	2.99	31.0	2.93	3.10	32.7	3.05	3.14	38.2	3.39	3.30	43.7	3.71	3.45	47.5	3.92	3.56	49.2	4.00	3.60	54.7	4.27	3.76
	70	26.3	2.43	3.17	30.0	2.68	3.28	31.6	2.79	3.33	37.0	3.11	3.49	42.3	3.40	3.65	46.1	3.59	3.77	47.7	3.66	3.81	53.0	3.91	3.98
	80	25.8	2.25	3.36	29.4	2.47	3.48	30.9	2.56	3.54	36.0	2.85	3.71	41.1	3.11	3.88	44.7	3.28	4.00	46.2	3.35	4.05	51.3	3.57	4.22
1700	60	27.4	2.65	3.04	31.3	2.93	3.14	33.0	3.04	3.18	38.6	3.41	3.32	44.2	3.74	3.47	48.2	3.96	3.57	49.9	4.05	3.61	55.5	4.33	3.75
	70	26.6	2.43	3.21	30.4	2.69	3.32	32.0	2.79	3.37	37.5	3.12	3.52	42.9	3.43	3.67	46.7	3.63	3.77	48.3	3.71	3.82	53.7	3.97	3.97
	80	26.0	2.23	3.42	29.7	2.47	3.53	31.2	2.56	3.57	36.5	2.87	3.73	41.7	3.14	3.89	45.4	3.32	4.00	46.9	3.40	4.05	52.1	3.64	4.21
1900	60	27.5	2.61	3.08	31.5	2.90	3.18	33.2	3.02	3.22	39.0	3.40	3.36	44.7	3.75	3.50	48.8	3.98	3.60	50.5	4.07	3.64	56.2	4.37	3.78
	70	27.0	2.42	3.27	30.8	2.68	3.37	32.5	2.79	3.41	37.9	3.13	3.55	43.4	3.45	3.69	47.3	3.66	3.79	48.9	3.74	3.83	54.4	4.01	3.98
	80	26.3	2.23	3.47	30.0	2.47	3.57	31.6	2.56	3.61	36.9	2.88	3.76	42.2	3.16	3.91	45.9	3.35	4.01	47.5	3.43	4.06	52.8	3.68	4.20

FT4BF-048KA with C6B(A,H)-X48(C,U)-C + VSB - Low Speed
 FT4BF-048KA with B6VMAX48K-C - Low Speed

		OUTDOOR TEMPERATURE (Deg. F)																							
CFM	Indoor T. Deg.F	10			17			20			30			40			47			50			60		
		MBH	COP	kW	MBH	COP	kW	MBH	COP	kW	MBH	COP	kW	MBH	COP	kW	MBH	COP	kW	MBH	COP	kW	MBH	COP	kW
950	60	18.0	2.37	2.23	20.9	2.67	2.29	22.1	2.80	2.32	26.2	3.19	2.41	30.3	3.55	2.50	33.1	3.80	2.56	34.4	3.89	2.59	38.4	4.21	2.68
	70	17.4	2.23	2.29	20.1	2.49	2.36	21.2	2.60	2.39	25.1	2.95	2.50	29.0	3.26	2.61	31.7	3.47	2.68	32.9	3.55	2.71	36.7	3.82	2.82
	80	16.8	2.08	2.37	19.4	2.32	2.45	20.4	2.42	2.48	24.1	2.72	2.60	27.7	3.00	2.71	30.3	3.18	2.79	31.3	3.25	2.83	35.0	3.49	2.94
1100	60	18.2	2.34	2.28	21.1	2.64	2.34	22.4	2.77	2.37	26.5	3.17	2.45	30.7	3.55	2.53	33.6	3.80	2.59	34.9	3.90	2.62	39.0	4.24	2.70
	70	17.6	2.20	2.34	20.3	2.47	2.41	21.5	2.58	2.44	25.4	2.94	2.54	29.4	3.26	2.64	32.1	3.48	2.71	33.3	3.57	2.74	37.3	3.85	2.84
	80	17.0	2.06	2.42	19.6	2.30	2.50	20.7	2.40	2.53	24.4	2.71	2.64	28.1	3.00	2.75	30.8	3.19	2.83	31.9	3.27	2.86	35.6	3.51	2.97
1250	60	18.3	2.30	2.33	21.3	2.61	2.39	22.5	2.74	2.41	26.8	3.16	2.49	31.0	3.54	2.57	34.0	3.80	2.63	35.3	3.90	2.65	39.5	4.25	2.73
	70	17.8	2.18	2.39	20.6	2.45	2.46	21.8	2.57	2.49	25.8	2.93	2.58	29.8	3.26	2.68	32.6	3.48	2.74	33.8	3.57	2.77	37.8	3.87	2.87
	80	17.2	2.04	2.47	19.8	2.28	2.54	20.9	2.38	2.58	24.7	2.70	2.68	28.5	2.99	2.79	31.1	3.19	2.86	32.2	3.27	2.90	36.0	3.52	3.00

FT4BF-060KA + C6B(A,H)-X60(C,U)-(C,D) + VSB - High Speed
 FT4BF-060KA + B6VMAX60K-C - High Speed

		OUTDOOR TEMPERATURE (Deg. F)																							
CFM	Indoor T. Deg.F	10			17			20			30			40			47			50			60		
		MBH	COP	kW	MBH	COP	kW	MBH	COP	kW	MBH	COP	kW	MBH	COP	kW	MBH	COP	kW	MBH	COP	kW	MBH	COP	kW
1700	60	30.9	2.54	3.57	35.2	2.81	3.68	37.1	2.92	3.72	43.2	3.28	3.87	49.3	3.61	4.01	53.6	3.82	4.12	55.5	3.91	4.16	61.6	4.20	4.31
	70	30.0	2.29	3.84	34.2	2.55	3.94	36.0	2.65	3.98	42.0	2.98	4.13	48.0	3.29	4.27	52.2	3.50	4.38	54.0	3.58	4.42	60.0	3.85	4.57
	80	29.5	2.10	4.12	33.6	2.33	4.23	35.3	2.42	4.27	41.1	2.72	4.42	46.8	3.00	4.57	50.9	3.19	4.68	52.6	3.27	4.72	58.4	3.52	4.87
1800	60	31.0	2.53	3.60	35.4	2.81	3.69	37.2	2.92	3.74	43.4	3.29	3.88	49.6	3.62	4.02	54.0	3.85	4.12	55.9	3.94	4.16	62.1	4.23	4.30
	70	30.2	2.30	3.85	34.4	2.55	3.95	36.2	2.66	3.99	42.2	3.00	4.13	48.3	3.31	4.27	52.5	3.52	4.37	54.3	3.61	4.41	60.3	3.89	4.55
	80	29.6	2.09	4.14	33.7	2.33	4.24	35.4	2.42	4.28	41.2	2.74	4.42	47.1	3.03	4.56	51.2	3.22	4.66	52.9	3.30	4.70	58.8	3.56	4.84
1900	60	30.9	2.51	3.61	35.3	2.79	3.71	37.2	2.91	3.75	43.5	3.28	3.89	49.9	3.62	4.03	54.3	3.85	4.13	56.2	3.95	4.17	62.5	4.25	4.32
	70	30.4	2.30	3.87	34.6	2.56	3.97	36.4	2.66	4.01	42.5	3.01	4.14	48.6	3.33	4.28	52.8	3.54	4.37	54.6	3.63	4.41	60.7	3.91	4.55
	80	29.7	2.09	4.16	33.8	2.33	4.25	35.6	2.43	4.29	41.4	2.75	4.42	47.3	3.05	4.56	51.4	3.24	4.65	53.2	3.33	4.69	59.1	3.59	4.82

FT4BF-060KA + C6B(A,H)-X60(C,U)-(C,D) + VSB - Low Speed
 FT4BF-060KA + B6VMAX60K-C - Low Speed

		OUTDOOR TEMPERATURE (Deg. F)																							
CFM	Indoor T. Deg.F	10			17			20			30			40			47			50			60		
		MBH	COP	kW	MBH	COP	kW	MBH	COP	kW	MBH	COP	kW	MBH	COP	kW	MBH	COP	kW	MBH	COP	kW	MBH	COP	kW
1100	60	19.8	2.11	2.76	23.3	2.43	2.82	24.8	2.56	2.84	29.7	2.98	2.93	34.7	3.38	3.01	38.1	3.64	3.07	39.6	3.76	3.09	44.6	4.11	3.18
	70	19.1	1.94	2.89	22.4	2.22	2.96	23.9	2.34	2.99	28.6	2.73	3.08	33.4	3.09	3.17	36.7	3.33	3.23	38.1	3.43	3.26	42.9	3.75	3.35
	80	18.6	1.78	3.05	21.7	2.04	3.12	23.1	2.15	3.15	27.6	2.49	3.24	32.1	2.82	3.34	35.3	3.04	3.41	36.6	3.13	3.44	41.2	3.42	3.53
1200	60	19.9	2.09	2.79	23.4	2.42	2.84	24.9	2.55	2.87	29.9	2.98	2.95	35.0	3.39	3.03	38.5	3.66	3.08	40.0	3.77	3.11	45.0	4.14	3.19
	70	19.2	1.93	2.92	22.6	2.22	2.98	24.0	2.34	3.01	28.8	2.73	3.10	33.6	3.10	3.18	37.0	3.34	3.25	38.4	3.44	3.27	43.2	3.77	3.36
	80	18.6	1.77	3.08	21.9	2.04	3.14	23.2	2.15	3.17	27.8	2.50	3.26	32.4	2.83	3.35	35.6	3.06	3.42	37.0	3.15	3.45	41.6	3.45	3.54
1300	60	19.9	2.08	2.81	23.5	2.40	2.87	25.0	2.53	2.89	30.1	2.97	2.97	35.2	3.38	3.05	38.7	3.66	3.11	40.3	3.77	3.13	45.3	4.15	3.21
	70	19.4	1.93	2.95	22.8	2.22	3.01	24.2	2.34	3.03	29.1	2.73	3.12	33.9	3.10	3.20	37.3	3.35	3.26	38.8	3.46	3.29	43.6	3.79	3.37
	80	18.8	1.77	3.10	22.0	2.04	3.17	23.4	2.15	3.19	28.0	2.50	3.28	32.6	2.84	3.37	35.8	3.06	3.43	37.2	3.16	3.46	41.8	3.46	3.55

CORESENSE™ DIAGNOSTIC MODULE

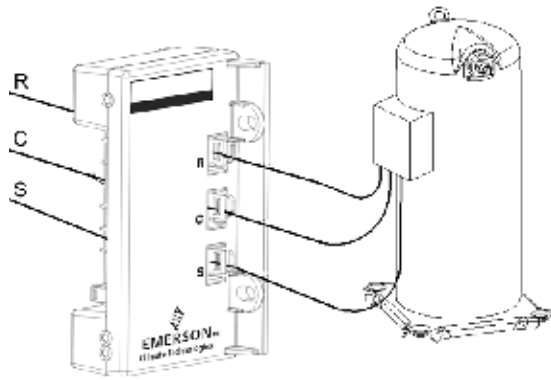


Figure 1
Wires Pulled Through Module

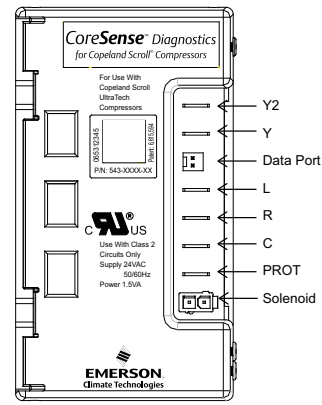


Figure 2
Terminal Locations

CoreSense™ Flash Code Description			
Alert Code	Alert Condition	Lockout Level	Lockout Indication
Normal Run Solid Green	Normal operation, no trip.	N/A	N/A
Code1 Yellow Flash 1	Long run time. Compressor is running for more than 18 hours at full load. (Code1 is disabled in Heat Pump mode.)	N/A	N/A
Code2 Yellow Flash 2	Compressor Pressure trip. Compressor runs for 12sec to 15min followed by a compressor trip condition lasting longer than 7min.	4x consecutive, 10x total	Red: Flash 2
Code 3 Yellow Flash 3	Pressure switch cycling. Compressor runs for 12sec to 15min followed by a compressor trip lasting between 35sec to 7min.	4x consecutive, 10 total	Red: Flash 3
Code4 Yellow Flash 4	Locked rotor. Compressor trips within a compressor run time of 12sec and does not start within 35sec.	10x consecutive	Red: Flash 4
Code5 Yellow Flash 5	Compressor moderate run trip. Compressor runs for 15min to 18hrs followed by a compressor trip lasting longer than 7min.	4x consecutive, 10x total	Red: Flash 5
Code6 Red Flash 6	Open start circuit. Module has detected Y or Y1, and current in the R winding of the compressor and no current in the S winding of the compressor for 2 seconds.	1 occurrence	Red: Flash 6
Code7 Red Flash 7	Open run circuit. Module has detected Y or Y1, and current in the S winding of the compressor and no current in the R winding of the compressor for 2 seconds.	1 occurrence	Red: Flash 7
Code8 Yellow Flash 8	Welded Contactor. Module has detected line currents in R and S windings, and Y or Y1 is at 0 VAC for 15 seconds.	N/A	N/A
Code9 Yellow Flash 9	Low Voltage. Module has detected a 24 VAC supply voltage below 17 VAC +/- 1 VAC for 2 seconds	N/A	N/A
Code10 Red Flash 10	Over Current Protection. PROT terminal has above a 2A input for more than 40 milliseconds.	1 occurrence	Red: Flash 10



GENERAL TERMS OF LIMITED WARRANTY

NORDYNE will furnish a replacement for any part of this product which fails in normal use and service within the terms and conditions of the warranty.

For complete details of the Limited Warranty, including applicable terms and conditions, see your local installer or contact the NORDYNE warranty department for a copy.



COMPLETE COMFORT. GENUINE VALUE. 8000 Phoenix Parkway | O'Fallon, MO 63368-3827

Specifications and illustrations subject to change without notice and without incurring obligations. Printed in U.S.A (06/2014)

200D-0614 (Replaces 200D-1013)

www.frigidaire.net

Trademark Frigidaire is a registered trademark used under license from Frigidaire International Company, U.S.A. © NORDYNE. All Rights Reserved.