



# SPECIFICATION SHEET

## MEDIA AIR CLEANERS MODELS 2210/2410 (replaces 2200/2400)

- The Model 2210/2410 is a whole house air cleaner.
- Permanently traps and removes 93% of pollen-sized particles (5.0 microns).
- Traps and permanently removes 91% of mold- and spore-sized particles (3.0 microns).
- Recommended air flow is up to 2000 cfm.
- Resistance with a new media ranges from 0.06" w.c. at 800 cfm to 0.27" w.c. at 2000 cfm.
- Unit operation is completely silent.
- The only maintenance required is replacement of the disposable media.
- Media replacement is recommended after one to two years depending on air flow.
- Replacement Media is #213 for the 2210, and #413 for the 2410.
- Outer housing is heavy gauge, preassembled galvanized steel, with an electrostatic painted finish.
- Door is attached with two sturdy spring steel clips and four alignment tabs for easy closure.
- Warranted for five (5) years from the date of installation to be free from defects in materials or workmanship, except, however, for the disposable media .
- UL classified.



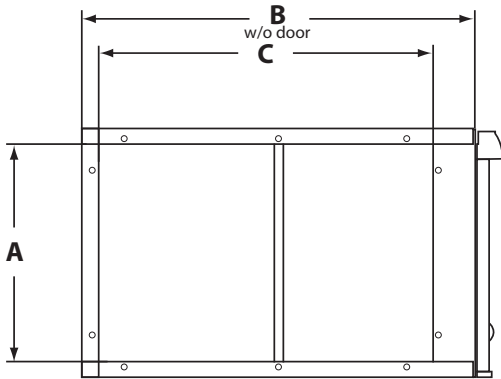
### 2210/2410 UNITS

### 213/413 UPGRADE MEDIA

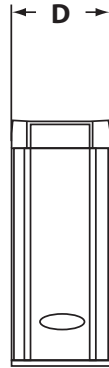
PRODUCT SPECIFICATIONS					PRODUCT SPECIFICATIONS				
MEDIA AIR CLEANER Model	RESISTANCE @ AIRFLOW VOLUME (inches w.c. @CFM)		SHIPPING WEIGHT	FILTERING MEDIA AREA	UPGRADE MEDIA Model	RESISTANCE @ AIRFLOW VOLUME (inches w.c. @CFM)		SHIPPING WEIGHT	FILTERING MEDIA AREA
2210	.04"@600	.13"@1400	18 lbs.	31.4 sq. ft.	213	.06"@600	.20"@1400	19.2 lbs.	30 sq. ft.
	.06"@800	.16"@1600				.09"@800	.25"@1600		
	.08"@1000	.19"@1800				.12"@1000	.30"@1800		
	.11"@1200	.22"@2000				.16"@1200	.35"@2000		
2410	.05"@600	.15"@1400	17 lbs.	28.3 sq. ft.	413	.06"@600	.22"@1400	18.4 lbs.	26.8 sq. ft.
	.07"@800	.19"@1600				.09"@800	.26"@1600		
	.09"@1000	.22"@1800				.12"@1000	.31"@1800		
	.12"@1200	.27"@2000				.17"@1200	.37"@2000		



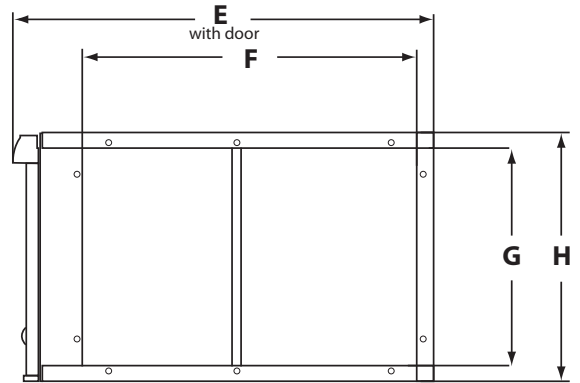
## APRILAIRE MODEL 2210/2410 MEDIA AIR CLEANERS



Outlet Side  
Furnace Connection



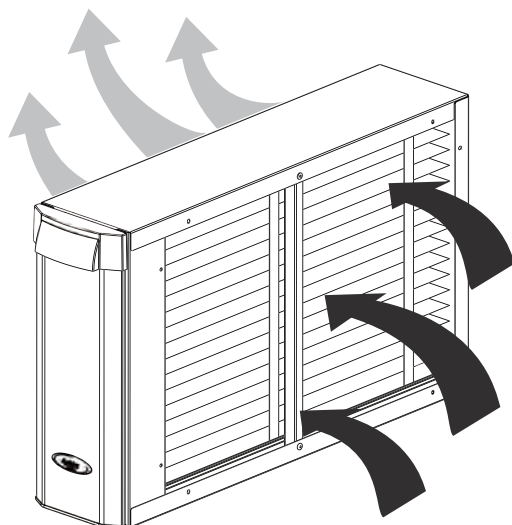
Front



Inlet Side  
Return Duct Connection

Dimension	Description	Model 2210	Model 2410
A	Outlet Opening Height	19.75" (502mm)	15.44" (392mm)
B	Outer Housing Depth Without Door	25.38" (645mm)	28.06" (713mm)
C	Outlet Opening Width	21.19" (557mm)	23.88" (625mm)
D	Unit Width	6.75" (254mm)	6.75" (254mm)
E	Outer Housing Depth With Door	27.38" (679mm)	30.06" (749mm)
F	Inlet Opening Width	21.19" (502mm)	23.88" (606mm)
G	Inlet Opening Height	19.75" (546mm)	15.44" (392mm)
H	Unit Height	22.06" (560mm)	17.75" (451mm)

Clean Air



Dirt  
Pet Dander  
Allergens  
Chemicals  
Pollen

### REPLACEMENT MEDIA

MODEL 2210 - APRILAIRE PART # 213

MODEL 2410 - APRILAIRE PART # 413

RESEARCH PRODUCTS RESERVES THE RIGHT TO CHANGE SPECIFICATIONS WITHOUT NOTICE.