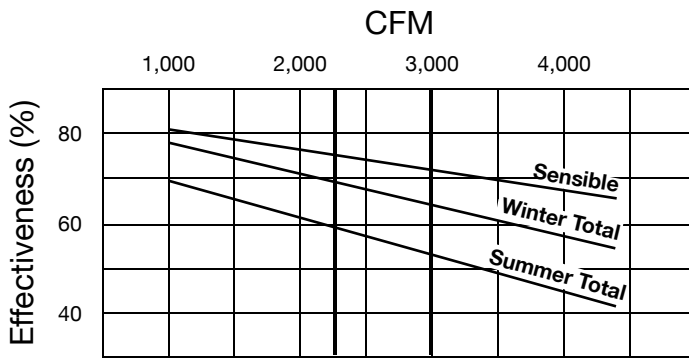


HE4XRT

Outdoor Unit

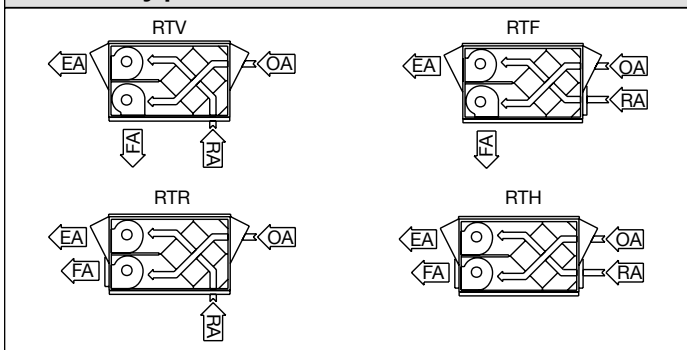


G5 Performance



*At AHRI 1060 standard conditions
(See certified data on page 73 for core components.)

Base Type/Airflow Orientations



Airflow Performance

Motor HP	Blower RPM	Turns Open	External Static Pressure (in. w.g.)													
			0.00		0.25		0.50		0.75		1.00		1.25		1.50	
			SCFM	BHP	SCFM	BHP	SCFM	BHP	SCFM	BHP	SCFM	BHP	SCFM	BHP	SCFM	BHP
2	1186	4	3099	1.5	2790	1.3	2295	1.1	1790	0.8	1150	0.6				
	1326	2	3465	2.2	3185	1.9	2810	1.7	2335	1.4	1885	1.2	1290	0.9		
	1466	0									2451	1.8	2026	1.5	1485	1.2
3	1455	4	3812	2.7	3550	2.5	3285	2.3	2820	2.0	2400	1.7	1970	1.5	1450	1.2
	1527	3			3750	2.9	3500	2.7	3085	2.4	2676	2.1	2300	1.9	1815	1.5
	1598	2							3350	2.6	2950	2.6	2590	2.3	2175	2.0
	1670	1									3210	3.0	2870	2.7	2500	2.4
	1742	0													2800	2.9
5	1623	4	4165	3.7	3965	3.5	3750	3.3	3475	3.0	3055	2.5	2685	2.3	2290	2.0
	1728	2			4240	4.3	4050	4.0	3820	3.7	3450	3.3	3050	3.0	2720	2.6
	1832	0					4345	4.9	4140	4.5	3850	4.2	3490	3.7	3145	3.3

Note: Brake Horse Power (BHP) is for one blower motor package only.

Operation in this zone will likely exceed FLA limits. Operation in this zone outside of core airflow limits.

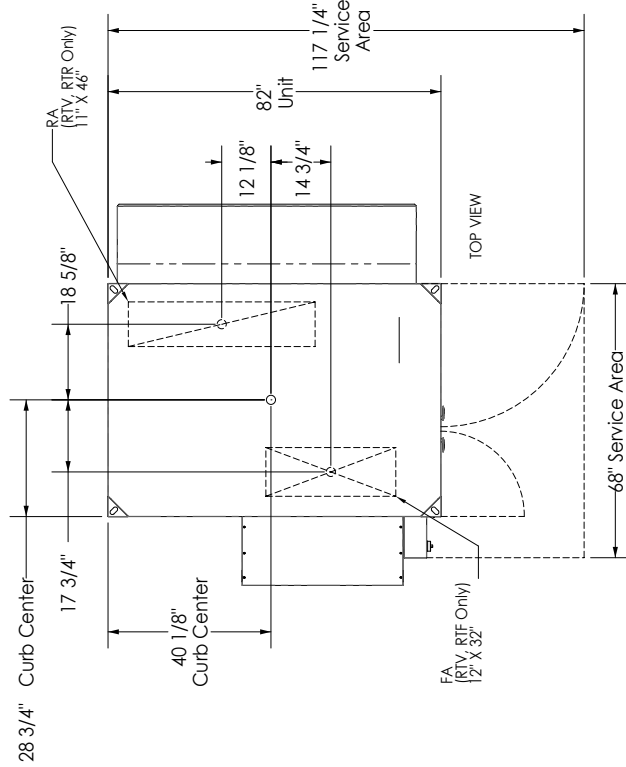


Specifications

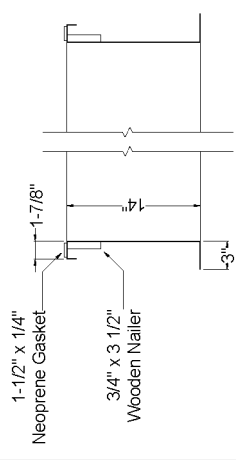
Ventilation Type: Static Plate, Heat and Humidity Transfer							
Typical Airflow Range: 1,000-4,400 CFM							
AHRI 1060 Certified Core: Four L125-00							
Airflow Rating Points (for AHRI): 3,000 CFM and 2,250 CFM							
Number Motors: Two belt drive blower/motor packages with adjustable sheaves							
HP	Volts	HZ	Phase	FLA (per motor)	Min. Cir. Amps	Max. Overcurrent Protection Device	
2	115	60	Single	20.0	45.0	60	
	208-230	60	Single	10.8-10.0	24.3	35	
	208-230	60	Three	6.1-5.8	13.6	15	
	460	60	Three	2.9	6.5	15	
	575	60	Three	2.4	5.4	15	
3	208-230	60	Single	14.7-14	33.1	40	
	208-230	60	Three	9.4-8.5	21.1	25	
	460	60	Three	4.2	9.5	15	
	575	60	Three	3.3	7.4	15	
	5	208-230	60	Three	14.5-13.4	32.6	45
460		60	Three	6.7	15.1	20	
575		60	Three	5.3	11.9	15	
Optional Factory Installed VFD Electrical Specifications							
2		208-230	60	Single	6.1-5.8	26.0	30
	208-230	60	Three	6.1-5.8	15	15	
	460	60	Three	2.9	7.2	15	
	575	60	Three	2.4	5.9	15	
	3	208-230	60	Single	9.4-8.5	40.2	45
208-230		60	Three	9.4-8.5	23.2	25	
460		60	Three	4.24	10.5	15	
575		60	Three	3.3	8.2	15	
5		208-230	60	Three	14.5-13.4	35.9	45
	460	60	Three	6.7	16.6	20	
	575	60	Three	5.3	13.1	15	
	Standard Features: Totally Enclosed Premium Efficiency Motors Motor Starters, Non-fused Disconnect 24 VAC Transformer/Relay Package						
	Filters: Eight total, MERV 8, 2" pleated, 20" x 20" nominal size						
Weight: 941 lbs (unit), 1,100 lbs (shipping weight, on pallet)							
Shipping Dimensions: 92" L x 72" W x 65" H							
Options: Fused disconnect Double wall construction Factory supplied and mounted Variable Frequency Drives (VFDs) – one or both airstreams Motorized isolation dampers, OA, EA or both airstreams Factory mounted Filter Alarms (2) Exterior paint – white standard – custom colors available							

HE4XRT Unit Dimensions

EA: Exhaust Air to outdoors
 OA: Outdoor Air intake
 RA: Room Air to be exhausted
 FA: Fresh Air to inside



Curb Cross Section (Typical for All)



CURB4X

